



PROPERTY AND CASUALTY COMPANIES - ASSOCIATION EDITION

QUARTERLY STATEMENT

AS OF September 30, 2023
OF THE CONDITION AND AFFAIRS OF THE

FARMERS INSURANCE EXCHANGE

NAIC Group Code 0069 0069 NAIC Company Code 21652 Employer's ID Number 95-2575893
(Current) (Prior)

Organized under the Laws of California, State of Domicile or Port of Entry CA
Country of Domicile United States of America

Incorporated/Organized 03/28/1928 Commenced Business 04/06/1928

Statutory Home Office 6301 Owensmouth Ave, Woodland Hills, CA, US 91367-2216
(Street and Number) (City or Town, State, Country and Zip Code)

Main Administrative Office 6301 Owensmouth Ave
(Street and Number)
Woodland Hills, CA, US 91367-2216 818-965-0433
(City or Town, State, Country and Zip Code) (Area Code) (Telephone Number)

Mail Address 6301 Owensmouth Ave, Woodland Hills, CA, US 91367-2216
(Street and Number or P.O. Box) (City or Town, State, Country and Zip Code)

Primary Location of Books and Records 6301 Owensmouth Ave
(Street and Number)
Woodland Hills, CA, US 91367-2216 818-876-7924
(City or Town, State, Country and Zip Code) (Area Code) (Telephone Number)

Internet Website Address www.farmers.com

Statutory Statement Contact Maria Eugenia Aguilera, 888-888-0080
(Name) (Area Code) (Telephone Number)
mary.aguilera@bristolwest.com 954-316-5218
(E-mail Address) (FAX Number)

OFFICERS

President, CEO Raul Nicolas Vargas Ochoa # * CFO, Treasurer Thomas Sangkyu Noh
Secretary Chau Thi Do # Chief Actuary James Leslie Nutting *

*The individuals listed are officers of Farmers Group, Inc., dba as Farmers Underwriters Association, a Nevada Corporation which acts as attorney-in-fact of Farmers Insurance Exchange

OTHER

Seung Yong Yoo, Chief Claims Officer # Timothy John Murray, Claims Executive Craig Allen Orraj, Claims Executive

*The individuals listed are officers of Farmers Group, Inc., dba as Farmers Underwriters Association, a Nevada Corporation which acts as attorney-in-fact of Farmers Insurance Exchange

DIRECTORS OR TRUSTEES

Thomas George Allen ** Joe David Bryant ** Julio Areias Da Silva **
Alan Roy Gildemeister ** Scott William Hood ** Gary Randolph Martin **
Ronald Gregory Myhan ** Al Bernard Reid **

State of California SS: State of California SS: State of California SS:
County of Los Angeles County of Los Angeles County of Los Angeles

The officers of this reporting entity being duly sworn, each depose and say that they are the described officers of said reporting entity, and that on the reporting period stated above, all of the herein described assets were the absolute property of the said reporting entity, free and clear from any liens or claims thereon, except as herein stated, and that this statement, together with related exhibits, schedules and explanations therein contained, annexed or referred to, is a full and true statement of all the assets and liabilities and of the condition and affairs of the said reporting entity as of the reporting period stated above, and of its income and deductions therefrom for the period ended, and have been completed in accordance with the NAIC Annual Statement Instructions and Accounting Practices and Procedures manual except to the extent that: (1) state law may differ; or, (2) that state rules or regulations require differences in reporting not related to accounting practices and procedures, according to the best of their information, knowledge and belief, respectively. Furthermore, the scope of this attestation by the described officers also includes the related corresponding electronic filing with the NAIC, when required, that is an exact copy (except for formatting differences due to electronic filing) of the enclosed statement. The electronic filing may be requested by various regulators in lieu of or in addition to the enclosed statement.

[Signature] [Signature] [Signature]
Raul Nicolas Vargas Ochoa # * President, CEO
Chau Thi Do # Secretary
Thomas Sangkyu Noh CFO, Treasurer

*The individuals listed are officers of Farmers Group, Inc., dba as Farmers Underwriters Association, a Nevada Corporation which acts as attorney-in-fact of Farmers Insurance Exchange
**Board of Governors

- a. Is this an original filing?Yes [X] No []
- b. If no,
 - 1. State the amendment number.....
 - 2. Date filed
 - 3. Number of pages attached.....

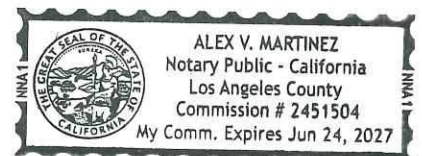

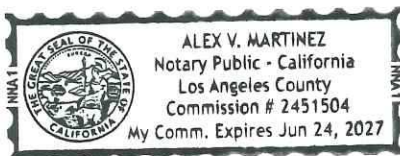
A notary public or other officer completing this certificate verifies only the identity of the individual who signed the document to which this certificate is attached, and not the truthfulness, accuracy, or validity of that document.

Subscribed and sworn to (or affirmed) before me on this 19th day of October 2023 by Raul Nicolas Vargas Ochoa, proved to me on the basis of satisfactory evidence to be the person who appeared before me.

Subscribed and sworn to (or affirmed) before me on this 17th day of October 2023 by Chau Thi Do, proved to me on the basis of satisfactory evidence to be the person who appeared before me.

Subscribed and sworn to (or affirmed) before me on this 30th day of October 2023 by Thomas Sangkyu Noh, proved to me on the basis of satisfactory evidence to be the person who appeared before me.

[Signature] [Signature] [Signature]



STATEMENT AS OF SEPTEMBER 30, 2023 OF THE FARMERS INSURANCE EXCHANGE

ASSETS

	Current Statement Date			4 December 31 Prior Year Net Admitted Assets
	1 Assets	2 Nonadmitted Assets	3 Net Admitted Assets (Cols. 1 - 2)	
1. Bonds	4,902,096,083		4,902,096,083	4,519,528,832
2. Stocks:				
2.1 Preferred stocks	5,040,564	5,040,564		
2.2 Common stocks	7,542,424,149	5,357,492	7,537,066,657	7,651,460,831
3. Mortgage loans on real estate:				
3.1 First liens	139,039,749		139,039,749	101,958,603
3.2 Other than first liens.....				
4. Real estate:				
4.1 Properties occupied by the company (less \$ encumbrances)	29,304,567		29,304,567	30,061,588
4.2 Properties held for the production of income (less \$ encumbrances)	385,551,992		385,551,992	298,051,635
4.3 Properties held for sale (less \$ encumbrances)				
5. Cash (\$204,992,523), cash equivalents (\$621,584,748) and short-term investments (\$ 68,897,067)	895,474,337		895,474,337	842,992,137
6. Contract loans (including \$ premium notes)				
7. Derivatives				
8. Other invested assets	212,184,612		212,184,612	213,987,058
9. Receivables for securities	1,855,650		1,855,650	1,544,130
10. Securities lending reinvested collateral assets				
11. Aggregate write-ins for invested assets				
12. Subtotals, cash and invested assets (Lines 1 to 11)	14,112,971,704	10,398,057	14,102,573,648	13,659,584,815
13. Title plants less \$ charged off (for Title insurers only)				
14. Investment income due and accrued	41,888,045	375	41,887,670	35,302,583
15. Premiums and considerations:				
15.1 Uncollected premiums and agents' balances in the course of collection	457,277,378	29,592,104	427,685,274	401,699,597
15.2 Deferred premiums, agents' balances and installments booked but deferred and not yet due (including \$ 1,095,526 earned but unbilled premiums)	6,393,451,479		6,393,451,479	4,369,079,465
15.3 Accrued retrospective premiums (\$) and contracts subject to redetermination (\$)	376,890		376,890	376,890
16. Reinsurance:				
16.1 Amounts recoverable from reinsurers	1,188,140,668		1,188,140,668	877,555,139
16.2 Funds held by or deposited with reinsured companies				
16.3 Other amounts receivable under reinsurance contracts				
17. Amounts receivable relating to uninsured plans				
18.1 Current federal and foreign income tax recoverable and interest thereon	456,455,299		456,455,299	278,902,445
18.2 Net deferred tax asset	286,670,469		286,670,469	241,376,612
19. Guaranty funds receivable or on deposit	933,394		933,394	731,277
20. Electronic data processing equipment and software	883,710	883,710		
21. Furniture and equipment, including health care delivery assets (\$)	20,397,362	20,397,362		
22. Net adjustment in assets and liabilities due to foreign exchange rates				
23. Receivables from parent, subsidiaries and affiliates	346,292,397		346,292,397	2,442,994,641
24. Health care (\$) and other amounts receivable				
25. Aggregate write-ins for other than invested assets	732,173,658	54,329,512	677,844,145	671,577,095
26. Total assets excluding Separate Accounts, Segregated Accounts and Protected Cell Accounts (Lines 12 to 25)	24,037,912,453	115,601,119	23,922,311,334	22,979,180,559
27. From Separate Accounts, Segregated Accounts and Protected Cell Accounts				
28. Total (Lines 26 and 27)	24,037,912,453	115,601,119	23,922,311,334	22,979,180,559
DETAILS OF WRITE-INS				
1101.				
1102.				
1103.				
1198. Summary of remaining write-ins for Line 11 from overflow page				
1199. Totals (Lines 1101 through 1103 plus 1198)(Line 11 above)				
2501. Insurance-company owned life insurance-cash value	493,852,264		493,852,264	473,883,723
2502. Other assets	172,949,669	54,329,512	118,620,157	138,543,174
2503. Business-owned life insurance-cash value	60,754,592		60,754,592	58,167,382
2598. Summary of remaining write-ins for Line 25 from overflow page	4,617,132		4,617,132	982,815
2599. Totals (Lines 2501 through 2503 plus 2598)(Line 25 above)	732,173,658	54,329,512	677,844,145	671,577,095

STATEMENT AS OF SEPTEMBER 30, 2023 OF THE FARMERS INSURANCE EXCHANGE

LIABILITIES, SURPLUS AND OTHER FUNDS

	1 Current Statement Date	2 December 31, Prior Year
1. Losses (current accident year \$ 2,220,101,458)	4,822,385,609	4,649,561,139
2. Reinsurance payable on paid losses and loss adjustment expenses	1,510,664,033	1,226,206,396
3. Loss adjustment expenses	1,215,572,706	1,232,071,617
4. Commissions payable, contingent commissions and other similar charges		
5. Other expenses (excluding taxes, licenses and fees)	6,090,134	6,157,469
6. Taxes, licenses and fees (excluding federal and foreign income taxes)	27,216,678	8,031,282
7.1 Current federal and foreign income taxes (including \$ on realized capital gains (losses))		
7.2 Net deferred tax liability		
8. Borrowed money \$ and interest thereon \$		
9. Unearned premiums (after deducting unearned premiums for ceded reinsurance of \$ 11,298,843,441 and including warranty reserves of \$ and accrued accident and health experience rating refunds including \$ for medical loss ratio rebate per the Public Health Service Act)	4,066,646,167	3,820,915,241
10. Advance premium	148,539,662	95,600,293
11. Dividends declared and unpaid:		
11.1 Stockholders		
11.2 Policyholders		
12. Ceded reinsurance premiums payable (net of ceding commissions)	1,496,453,682	996,853,298
13. Funds held by company under reinsurance treaties	6,777,810,427	6,320,914,082
14. Amounts withheld or retained by company for account of others	180,884	235,042
15. Remittances and items not allocated	35,760,529	2,827,325
16. Provision for reinsurance (including \$ certified)	2,126,869	2,126,869
17. Net adjustments in assets and liabilities due to foreign exchange rates		
18. Drafts outstanding		
19. Payable to parent, subsidiaries and affiliates		
20. Derivatives		
21. Payable for securities	5,566,984	65,399,689
22. Payable for securities lending		
23. Liability for amounts held under uninsured plans		
24. Capital notes \$ and interest thereon \$		
25. Aggregate write-ins for liabilities	143,723,282	93,392,578
26. Total liabilities excluding protected cell liabilities (Lines 1 through 25)	20,258,737,647	18,520,292,319
27. Protected cell liabilities		
28. Total liabilities (Lines 26 and 27)	20,258,737,647	18,520,292,319
29. Aggregate write-ins for special surplus funds	3,450,000	3,500,000
30. Common capital stock		
31. Preferred capital stock		
32. Aggregate write-ins for other than special surplus funds		
33. Surplus notes	1,694,086,999	1,694,036,999
34. Gross paid in and contributed surplus		
35. Unassigned funds (surplus)	1,966,036,687	2,761,351,240
36. Less treasury stock, at cost:		
36.1 shares common (value included in Line 30 \$)		
36.2 shares preferred (value included in Line 31 \$)		
37. Surplus as regards policyholders (Lines 29 to 35, less 36)	3,663,573,686	4,458,888,239
38. Totals (Page 2, Line 28, Col. 3)	23,922,311,334	22,979,180,559
DETAILS OF WRITE-INS		
2501. Claims payments made after data-processing close	(347,952,818)	(334,988,748)
2502. Accounts payable	215,390,351	245,211,529
2503. Accrued liability on restructuring and voluntary separation plan related expenses	87,202,238	3,155,255
2598. Summary of remaining write-ins for Line 25 from overflow page	189,083,510	180,014,542
2599. Totals (Lines 2501 through 2503 plus 2598)(Line 25 above)	143,723,282	93,392,578
2901. Reclassification of unamortized discount on surplus note from Unassigned surplus to Special surplus	3,450,000	3,500,000
2902.		
2903.		
2998. Summary of remaining write-ins for Line 29 from overflow page		
2999. Totals (Lines 2901 through 2903 plus 2998)(Line 29 above)	3,450,000	3,500,000
3201.		
3202.		
3203.		
3298. Summary of remaining write-ins for Line 32 from overflow page		
3299. Totals (Lines 3201 through 3203 plus 3298)(Line 32 above)		

STATEMENT AS OF SEPTEMBER 30, 2023 OF THE FARMERS INSURANCE EXCHANGE

STATEMENT OF INCOME

	1 Current Year to Date	2 Prior Year to Date	3 Prior Year Ended December 31
UNDERWRITING INCOME			
1. Premiums earned:			
1.1 Direct (written \$ 4,775,163,793)	4,607,941,842	4,513,234,508	6,117,699,812
1.2 Assumed (written \$ 20,324,827,585)	19,562,158,993	18,589,926,125	25,180,738,183
1.3 Ceded (written \$ 18,215,356,456)	17,531,196,840	16,732,461,336	22,701,806,402
1.4 Net (written \$ 6,884,634,921)	6,638,903,995	6,370,699,297	8,596,631,593
DEDUCTIONS:			
2. Losses incurred (current accident year \$ 4,823,089,292):			
2.1 Direct	3,519,815,853	3,244,207,078	4,276,624,724
2.2 Assumed	13,645,263,506	12,295,564,901	16,333,822,203
2.3 Ceded	12,316,305,366	11,307,571,127	14,923,707,678
2.4 Net	4,848,773,993	4,232,200,852	5,686,739,249
3. Loss adjustment expenses incurred	505,988,593	559,020,647	753,080,319
4. Other underwriting expenses incurred	2,158,786,010	2,035,866,764	2,759,982,063
5. Aggregate write-ins for underwriting deductions	(976,198)	(754,366)	(1,105,658)
6. Total underwriting deductions (Lines 2 through 5)	7,512,572,398	6,826,333,897	9,198,695,973
7. Net income of protected cells			
8. Net underwriting gain (loss) (Line 1 minus Line 6 + Line 7)	(873,668,403)	(455,634,601)	(602,064,380)
INVESTMENT INCOME			
9. Net investment income earned	105,673,607	47,967,691	34,920,646
10. Net realized capital gains (losses) less capital gains tax of \$ 5,120,859	21,214,990	174,226,342	283,585,761
11. Net investment gain (loss) (Lines 9 + 10)	126,888,597	222,194,033	318,506,408
OTHER INCOME			
12. Net gain or (loss) from agents' or premium balances charged off (amount recovered \$ (29,584) amount charged off \$ 47,041,148)	(47,070,732)	(42,073,043)	(57,738,291)
13. Finance and service charges not included in premiums	83,887,148	57,031,956	94,810,893
14. Aggregate write-ins for miscellaneous income	(235,464,271)	(212,661,666)	(208,070,294)
15. Total other income (Lines 12 through 14)	(198,647,855)	(197,702,753)	(170,997,692)
16. Net income before dividends to policyholders, after capital gains tax and before all other federal and foreign income taxes (Lines 8 + 11 + 15)	(945,427,660)	(431,143,321)	(454,555,665)
17. Dividends to policyholders	140,987	46,831	388,288
18. Net income, after dividends to policyholders, after capital gains tax and before all other federal and foreign income taxes (Line 16 minus Line 17)	(945,568,647)	(431,190,152)	(454,943,953)
19. Federal and foreign income taxes incurred	(169,256,932)	(108,361,556)	(140,787,808)
20. Net income (Line 18 minus Line 19)(to Line 22)	(776,311,714)	(322,828,596)	(314,156,144)
CAPITAL AND SURPLUS ACCOUNT			
21. Surplus as regards policyholders, December 31 prior year	4,458,888,239	4,832,274,595	4,832,274,595
22. Net income (from Line 20)	(776,311,714)	(322,828,596)	(314,156,144)
23. Net transfers (to) from Protected Cell accounts			
24. Change in net unrealized capital gains (losses) less capital gains tax of \$ (1,103,915)	(79,400,204)	(131,718,978)	87,981,593
25. Change in net unrealized foreign exchange capital gain (loss)			
26. Change in net deferred income tax	44,189,942	(22,442,030)	(40,764,164)
27. Change in nonadmitted assets	14,929,907	18,139,697	(7,693,767)
28. Change in provision for reinsurance			(72,137)
29. Change in surplus notes	50,000	50,000	(99,900,000)
30. Surplus (contributed to) withdrawn from protected cells			
31. Cumulative effect of changes in accounting principles			
32. Capital changes:			
32.1 Paid in			
32.2 Transferred from surplus (Stock Dividend)			
32.3 Transferred to surplus			
33. Surplus adjustments:			
33.1 Paid in			
33.2 Transferred to capital (Stock Dividend)			
33.3 Transferred from capital			
34. Net remittances from or (to) Home Office			
35. Dividends to stockholders			
36. Change in treasury stock			
37. Aggregate write-ins for gains and losses in surplus	1,227,517	435,834	1,218,265
38. Change in surplus as regards policyholders (Lines 22 through 37)	(795,314,553)	(458,364,073)	(373,386,355)
39. Surplus as regards policyholders, as of statement date (Lines 21 plus 38)	3,663,573,686	4,373,910,522	4,458,888,239
DETAILS OF WRITE-INS			
0501. Pooled share of LAD program income	(976,198)	(754,366)	(1,105,658)
0502.			
0503.			
0598. Summary of remaining write-ins for Line 5 from overflow page			
0599. Totals (Lines 0501 through 0503 plus 0598)(Line 5 above)	(976,198)	(754,366)	(1,105,658)
1401. Interest expense on funds held	(202,398,821)	(129,288,756)	(189,007,375)
1402. Miscellaneous expense	(31,028,349)	(81,373,869)	(16,419,852)
1403. Premiums for company-owned life insurance	(1,615,628)	(1,557,985)	(2,076,195)
1498. Summary of remaining write-ins for Line 14 from overflow page	(421,473)	(441,057)	(566,872)
1499. Totals (Lines 1401 through 1403 plus 1498)(Line 14 above)	(235,464,271)	(212,661,666)	(208,070,294)
3701. Net proceeds from company-owned life insurance	1,218,673	435,834	1,292,135
3702. Miscellaneous	8,843		
3703. Pooled share of unauthorized reinsurance			(73,870)
3798. Summary of remaining write-ins for Line 37 from overflow page			
3799. Totals (Lines 3701 through 3703 plus 3798)(Line 37 above)	1,227,517	435,834	1,218,265

STATEMENT AS OF SEPTEMBER 30, 2023 OF THE FARMERS INSURANCE EXCHANGE

CASH FLOW

	1 Current Year To Date	2 Prior Year To Date	3 Prior Year Ended December 31
Cash from Operations			
1. Premiums collected net of reinsurance	7,327,604,496	6,589,282,592	8,043,690,954
2. Net investment income	107,614,686	68,034,351	54,220,227
3. Miscellaneous income	(198,647,855)	(197,702,753)	(170,997,692)
4. Total (Lines 1 to 3)	7,236,571,328	6,459,614,190	7,926,913,489
5. Benefit and loss related payments	4,715,041,484	4,236,286,111	5,153,108,890
6. Net transfers to Separate Accounts, Segregated Accounts and Protected Cell Accounts			
7. Commissions, expenses paid and aggregate write-ins for deductions	2,691,202,548	2,804,656,120	3,703,883,896
8. Dividends paid to policyholders	140,987	46,831	388,288
9. Federal and foreign income taxes paid (recovered) net of \$ tax on capital gains (losses)	13,416,782	11,062,562	(76,578,889)
10. Total (Lines 5 through 9)	7,419,801,800	7,052,051,624	8,780,802,184
11. Net cash from operations (Line 4 minus Line 10)	(183,230,472)	(592,437,434)	(853,888,696)
Cash from Investments			
12. Proceeds from investments sold, matured or repaid:			
12.1 Bonds	770,121,162	987,823,057	1,180,326,865
12.2 Stocks	67,060,231	226,747,676	227,961,853
12.3 Mortgage loans	150,065		
12.4 Real estate		156,081,928	369,976,957
12.5 Other invested assets	274,020	10,569,027	10,878,111
12.6 Net gains or (losses) on cash, cash equivalents and short-term investments		(3,836)	3,230
12.7 Miscellaneous proceeds		2,132,301	48,454,513
12.8 Total investment proceeds (Lines 12.1 to 12.7)	837,605,478	1,383,350,153	1,837,601,529
13. Cost of investments acquired (long-term only):			
13.1 Bonds	1,156,046,022	705,653,843	1,209,411,509
13.2 Stocks	4,607,637	7,734,021	9,617,037
13.3 Mortgage loans	37,187,369	89,084,145	101,947,645
13.4 Real estate	92,578,194	2,063,911	217,101,779
13.5 Other invested assets	77,079	110,794	139,266
13.6 Miscellaneous applications	60,144,532		
13.7 Total investments acquired (Lines 13.1 to 13.6)	1,350,640,833	804,646,713	1,538,217,236
14. Net increase (or decrease) in contract loans and premium notes			
15. Net cash from investments (Line 12.8 minus Line 13.7 and Line 14)	(513,035,355)	578,703,440	299,384,293
Cash from Financing and Miscellaneous Sources			
16. Cash provided (applied):			
16.1 Surplus notes, capital notes			(99,900,000)
16.2 Capital and paid in surplus, less treasury stock			
16.3 Borrowed funds			
16.4 Net deposits on deposit-type contracts and other insurance liabilities			
16.5 Dividends to stockholders			
16.6 Other cash provided (applied)	748,748,027	170,741,805	952,808,928
17. Net cash from financing and miscellaneous sources (Line 16.1 through Line 16.4 minus Line 16.5 plus Line 16.6)	748,748,027	170,741,805	852,908,928
RECONCILIATION OF CASH, CASH EQUIVALENTS AND SHORT-TERM INVESTMENTS			
18. Net change in cash, cash equivalents and short-term investments (Line 11, plus Lines 15 and 17)	52,482,200	157,007,810	298,404,526
19. Cash, cash equivalents and short-term investments:			
19.1 Beginning of year	842,992,137	544,587,611	544,587,611
19.2 End of period (Line 18 plus Line 19.1)	895,474,337	701,595,421	842,992,137

Note: Supplemental disclosures of cash flow information for non-cash transactions:

20.0001. Unearned premium transfer	1,912,070,693		
20.0002. Security Exchanges			200,607,563

NOTES TO FINANCIAL STATEMENTS

1. SUMMARY OF SIGNIFICANT ACCOUNTING POLICIES AND GOING CONCERN

A. Accounting Practices

The financial statements of Farmers Insurance Exchange (“FIE”) are presented on the basis of accounting practices prescribed or permitted by the Insurance Department of the State of California (“DOI”).

FIE recognizes only statutory accounting practices prescribed or permitted by the State of California (the “State”) for determining and reporting the financial condition and results of operations of an insurance company, and for determining its solvency under the California Insurance Law. The National Association of Insurance Commissioners (“NAIC”) Accounting Practices and Procedures Manual (the “Codification”), version effective January 1, 2001 and subsequently amended (“NAIC SAP”) has been adopted as a component of prescribed or permitted practices by the State. The State has adopted certain prescribed accounting practices that differ from those found in NAIC SAP, specifically requirements pertaining to computer hardware and software. The Commissioner of Insurance has the right to permit other specific practices that deviate from prescribed practices. FIE did not utilize any permitted practices during the years presented.

On December 21, 2022, the California Department of Insurance (“CA DOI”) granted a permitted accounting practice to FIE, Truck Insurance Exchange (“Truck”) and Fire Insurance Exchange (“Fire”) to immediately recognize the remaining unamortized negative goodwill of \$172,255,749 associated with the acquisition of the Farmers Property and Casualty (formerly “Metropolitan Property and Casualty Company” – MetLife) Auto and Home block of business, effective April 8, 2021. FIE’s share of the unamortized negative goodwill totaled \$137,804,599; Truck, \$17,225,575; and Fire, \$17,225,575. If the NAIC SAP guidance of 10-year negative goodwill amortization had been applied, FIE’s statutory surplus would have been decreased by \$125,276,908 and \$137,804,599 as of September 30, 2023, and December 31, 2022, respectively. In addition, if FIE had not been permitted to fully recognize the negative goodwill, FIE’s RBC capital would continue to be above capital levels that exceeded the minimum NAIC capital requirements and therefore no regulatory action under the risk-based capital rules is anticipated in both the current and near terms.

A reconciliation of FIE’s net income and surplus between NAIC SAP and practices prescribed by the State of California for year-to-date September 30, 2023 and the year ended December 31, 2022 is shown below:

	<u>SSAP #</u>	<u>F/S Page</u>	<u>F/S Line #</u>	<u>2023</u>	<u>2022</u>
<u>NET INCOME</u>					
(1) California basis (Page 4, Line 20, Columns 1 & 3)	XXX	XXX	XXX	\$ (776,311,714)	\$ (314,156,144)
(2) State Prescribed Practices that are an increase/(decrease) from NAIC SAP:				-	-
(3) State Permitted Practices that are an increase/(decrease) from NAIC SAP:				-	-
(4) NAIC SAP (1-2-3=4)	XXX	XXX	XXX	\$ (776,311,714)	\$ (314,156,144)
<u>SURPLUS</u>					
(5) California basis (Page 3, Line 37, Columns 1 & 2)	XXX	XXX	XXX	\$ 3,663,573,686	\$ 4,458,888,239
(6) State Prescribed Practices that are an increase/(decrease) from NAIC SAP:				-	-
(7) State Permitted Practices that are an increase/(decrease) from NAIC SAP:	68	(3,4)	(37,24,39)	(125,276,908)	(137,804,599)
(8) NAIC SAP (5-6-7=8)	XXX	XXX	XXX	\$ 3,538,296,778	\$ 4,321,083,640

B. Use of Estimates in the Preparation of the Financial Statements

No significant changes to disclose since the most recently filed annual statement.

C. Accounting Policy

(1) No significant changes to disclose since the most recently filed annual statement.

(2) Bonds not backed by other loans are generally carried at amortized cost or the lower of amortized cost or fair value depending on their NAIC designation. Bond premium or discount is amortized using the interest method.

(3) No significant changes to disclose since the most recently filed annual statement.

(4) No significant changes to disclose since the most recently filed annual statement.

(5) Mortgage loans on real estate are principally stated at amortized cost, net of valuation allowances.

(6) Mortgage-backed bonds and structured securities are stated at either amortized cost or the lower of amortized cost or market value. Premiums and discounts on mortgage-backed securities and structured securities are amortized using the retrospective method, except for interest-only mortgage-backed securities, which are amortized using the prospective method.

NOTES TO FINANCIAL STATEMENTS

Loan-backed securities with evidence of deterioration of credit quality for which it is probable that the company will be unable to collect all contractually required payments receivable, are written down to the present value of expected cash flows to be received.

(7) No significant changes to disclose since the most recently filed annual statement.

(8) FIE has investments in joint ventures and partnerships and carries these investments based on the underlying audited GAAP equity of the investee with unrealized gains and losses reported in the capital and surplus. In addition, FIE also has 100% ownership interest in limited liability companies which in turn own real estate properties. These investments are reported on a depreciated historical basis and marked down to fair value if impaired. Mortgage loans on real estate are principally stated at amortized cost, net of valuation allowances.

(9) No significant changes to disclose since the most recently filed annual statement.

(10) No significant changes to disclose since the most recently filed annual statement.

(11) No significant changes to disclose since the most recently filed annual statement.

(12) No significant changes to disclose since the most recently filed annual statement.

(13) No significant changes to disclose since the most recently filed annual statement.

D. Going Concern

Management has evaluated the reporting entity's ability to continue as a going concern and is satisfied that it has adequate resources to enable it to continue in business for the foreseeable future.

2. ACCOUNTING CHANGES AND CORRECTION OF ERRORS

The accompanying financial statements include a cumulative adjustment to reclass the transfer of the unearned premiums portfolio related to the 100% quota share agreement between FIE and Farmers Property & Casualty Insurance Company (FPC), which was effective April 8, 2021. Through September 2023, FIE reclassified the unearned premiums receivable from FPC, with an increase to Line 15.1 - Uncollected premiums and agents' balances in the course of collection as well as Line 15.2 - Deferred premiums, agents' balances and installments booked but deferred and not yet due in the amounts of \$119.9 million and \$1,792.2 million, respectively. Offsetting these increases was a decrease to Line 23 - Receivables from parent, subsidiaries and affiliates totaling \$1,912.1 million. Total Assets did not change. The before reclass, reclass, and after reclass presentation of the lines adjusted through September 30, 2023 are shown below:

Assets			
(in millions)			
	Net Admitted Assets Before Reclass	Net Admitted Assets Reclass	Net Admitted Assets After Reclass
15.1 Uncollected premiums and agents' balances in the course of collection	\$ 307.8	\$ 119.9	\$ 427.7
15.2 Deferred premiums, agents' balances and installments booked but deferred and not yet due	\$ 4,601.3	\$ 1,792.2	\$ 6,393.5
23 Receivables from parent, subsidiaries and affiliates	\$ 2,258.4	\$ (1,912.1)	\$ 346.3

3. BUSINESS COMBINATIONS AND GOODWILL

A. Statutory Purchase Method

No significant changes to disclose since the most recently filed annual statement.

B. Statutory Merger

Not applicable.

C. Impairment Loss

None.

D. Subcomponents and Calculation of Adjusted Surplus and Total Admitted Goodwill

No significant changes to disclose since the most recently filed annual statement.

NOTES TO FINANCIAL STATEMENTS

4. DISCONTINUED OPERATIONS

Not applicable.

5. INVESTMENTS

A. Mortgage Loans, Including Mezzanine Real Estate Loans

- (1) The minimum and maximum lending rates for mortgage loans acquired during 2023 were 5.41% and 7.52%, respectively, for commercial mortgage loans.
- (2) The maximum percentage of any one loan to the value of security at the origination date of a new loan is 65%.
- (3) There were no taxes, assessments, or amounts advanced and not included in the mortgage loan investment.
- (4) FIE's age analysis of mortgage loans and identification of mortgage loans in which the insurer is a participant or co-lender in a mortgage loan agreement, aggregated by type, was as follows:

	Farm	Residential		Commercial		Mezzanine	Total
		Insured	All Other	Insured	All Other		
a. September 30, 2023							
1. Recorded Investment							
(a) Current	\$ -	\$ -	\$ -	\$ -	\$ 139,039,749	\$ -	\$ 139,039,749
(b) 30-59 Days Past Due	-	-	-	-	-	-	-
(c) 60-89 Days Past Due	-	-	-	-	-	-	-
(d) 90-179 Days Past Due	-	-	-	-	-	-	-
(e) 180+ Days Past Due	-	-	-	-	-	-	-
2. Accruing Interest 90-179 Days Past Due							
(a) Recorded Investment	-	-	-	-	-	-	-
(b) Interest Accrued	-	-	-	-	-	-	-
3. Accruing Interest 180+ Days Past Due							
(a) Recorded Investment	-	-	-	-	-	-	-
(b) Interest Accrued	-	-	-	-	-	-	-
4. Interest Reduced							
(a) Recorded Investment	-	-	-	-	-	-	-
(b) Number of Loans	-	-	-	-	-	-	-
(c) Percent Reduced	-	-	-	-	-	-	-
5. Participant or Co-lender in a Mortgage Loan Agreement							
(a) Recorded Investment	\$ -	\$ -	\$ -	\$ -	\$ 139,039,749	\$ -	\$ 139,039,749
b. December 31, 2022							
1. Recorded Investment							
(a) Current	\$ -	\$ -	\$ -	\$ -	\$ 101,958,603	\$ -	\$ 101,958,603
(b) 30-59 Days Past Due	-	-	-	-	-	-	-
(c) 60-89 Days Past Due	-	-	-	-	-	-	-
(d) 90-179 Days Past Due	-	-	-	-	-	-	-
(e) 180+ Days Past Due	-	-	-	-	-	-	-
2. Accruing Interest 90-179 Days Past Due							
(a) Recorded Investment	-	-	-	-	-	-	-
(b) Interest Accrued	-	-	-	-	-	-	-
3. Accruing Interest 180+ Days Past Due							
(a) Recorded Investment	-	-	-	-	-	-	-
(b) Interest Accrued	-	-	-	-	-	-	-
4. Interest Reduced							
(a) Recorded Investment	-	-	-	-	-	-	-
(b) Number of Loans	-	-	-	-	-	-	-
(c) Percent Reduced	-	-	-	-	-	-	-
5. Participant or Co-lender in a Mortgage Loan Agreement							
(a) Recorded Investment	\$ -	\$ -	\$ -	\$ -	\$ 101,958,603	\$ -	\$ 101,958,603

- (5) FIE's investment in impaired loans with or without allowance for credit losses and impaired loans subject to a participant or co-lender mortgage loan agreement for which the reporting entity is restricted from unilaterally foreclosing on the mortgage loan, were as follows:

	Farm	Residential		Commercial		Mezzanine	Total
		Insured	All Other	Insured	All Other		
a. September 30, 2023							
1. With Allowance for Credit Losses	-	-	-	-	-	-	-
2. No Allowance for Credit Losses	-	-	-	-	-	-	-
3. Total (1+2)	-	-	-	-	-	-	-
4. Subject to a participant or co-lender mortgage loan agreement for which the reporting entity is restricted from unilaterally foreclosing on the mortgage loan	-	-	-	-	-	-	-
b. December 31, 2022							
1. With Allowance for Credit Losses	-	-	-	-	-	-	-
2. No Allowance for Credit Losses	-	-	-	-	-	-	-
3. Total (1+2)	-	-	-	-	-	-	-
4. Subject to a participant or co-lender mortgage loan agreement for which the reporting entity is restricted from unilaterally foreclosing on the mortgage loan	-	-	-	-	-	-	-

NOTES TO FINANCIAL STATEMENTS

(6) FIE's investment in impaired and nonaccrual loans was as follows:

	Farm	Residential		Commercial		Mezzanine	Total
		Insured	All Other	Insured	All Other		
a. September 30, 2023							
1. Average Recorded Investment	-	-	-	-	-	-	-
2. Interests Income Recognized	-	-	-	-	-	-	-
3. Recorded Investments on Nonaccrual Status	-	-	-	-	-	-	-
4. Amount of Interest Income Recognized Using a Cash-basis Method of Accounting	-	-	-	-	-	-	-
b. December 31, 2022							
1. Average Recorded Investment	-	-	-	-	-	-	-
2. Interests Income Recognized	-	-	-	-	-	-	-
3. Recorded Investments on Nonaccrual Status	-	-	-	-	-	-	-
4. Amount of Interest Income Recognized Using a Cash-basis Method of Accounting	-	-	-	-	-	-	-

(7) FIE's allowance for credit losses, were as follows:

	9/30/2023	12/31/2022
a. Balance at beginning of period	\$ -	\$ -
b. Additions charged to operations	-	-
c. Direct write-downs charged against the allowances	-	-
d. Recoveries of amounts previously charged off	-	-
e. Balance at end of period	\$ -	\$ -

(8) Mortgage Loans Derecognized as a Result of Foreclosure – None

(9) FIE recognizes interest income on its impaired mortgage loans upon receipt. As of September 30, 2023, no mortgage loans were impaired.

B. Debt Restructuring

No significant changes to disclose since the most recently filed annual statement.

C. Reverse Mortgages

Not applicable.

D. Loan-Backed Securities

(1) Prepayment assumptions were obtained from an external securities information service and are consistent with the current interest rate and economic environment.

(2) Not applicable.

(3) All loan backed other-than-temporary impairment securities were classified as such based on the fact that the present value of cash flows expected to be collected is less than the amortized cost basis of the security. See aggregate totals below.

1 CUSIP	2 Book/Adj Carry Value Amortized Cost Before Current Period OTTI	3 Present Value of Projected Cash Flows	4 Recognized Other-Than- Temporary Impairment	5 Amortized cost After Other-Than- Temporary Impairment	6 Fair Value at Time of OTTI	7 Date of Financial Statement Where Reported
225470DX8	542,515	536,123	(6,392)	536,123	508,475	3/31/2023
576434V76	324,760	322,825	(1,935)	322,825	299,597	3/31/2023
22540VG71	723,330	633,159	(90,171)	633,159	674,925	6/30/2023
225470DX8	536,123	522,619	(13,504)	522,619	520,346	6/30/2023
576434V76	321,565	309,694	(11,871)	309,694	308,575	6/30/2023
225470DX8	522,619	504,983	(17,636)	504,983	504,983	9/30/2023
576434V76	297,417	282,229	(15,188)	282,229	282,229	9/30/2023
	XXX	XXX	\$ (156,697)	XXX	XXX	XXX

(4) All impaired securities (fair value is less than cost or amortized cost) for which an other-than-temporary impairment has not been recognized in earnings as a realized loss (including securities with a recognized other-than-temporary impairment for non-interest related declines when a non-recognized interest related impairment remains):

a. The aggregate amount of unrealized losses:

1. Less than 12 Months	(\$16,668,119)
2. 12 Months or Longer	(\$128,289,322)

b. The aggregate related fair value of securities with unrealized losses:

1. Less than 12 Months	\$267,232,413
2. 12 Months or Longer	\$722,701,782

NOTES TO FINANCIAL STATEMENTS

- (5) All loan-backed and structured securities were reviewed to determine if there were any indications of potential other-than-temporary impairment. If any indication of other-than-temporary impairment existed, then a cash flow and credit support analysis were performed. If it was determined that FIE was to receive less than 100% contractual cash flows, an other-than-temporary impairment was measured and taken in accordance with SSAP 43R.

E. Dollar Repurchase Agreements and/or Securities Lending Transactions

(1) None.

(2-7) None.

F. Repurchase Agreements Transactions Accounted for as Secured Borrowing

(1-11) Not applicable.

G. Reverse Repurchase Agreements Transactions Accounted for as Secured Borrowing

(1-10) Not applicable.

H. Repurchase Agreements Transactions Accounted for as a Sale

(1-9) Not applicable.

I. Reverse Repurchase Agreements Transactions Accounted for as a Sale

(1-8) Not applicable.

J. Real Estate

(1) None.

(2) As of September 30, 2023, there were no real estate properties sold by FIE.

(3) As of September 30, 2023, there were no real estate properties listed for sale by FIE.

(4-5) None.

K. Low-Income Housing Tax Credits (LIHTC)

(1-7) Not applicable.

NOTES TO FINANCIAL STATEMENTS

L. Restricted Assets

(1) Restricted Assets (Including Pledged)

Restricted Asset Category	Gross (Admitted & Nonadmitted) Restricted						Current Year				
	Current Year					6	7	8	9	Percentage	
	1	2	3	4	5					10	11
	Total General Account (G/A)	G/A Supporting Protected Cell Account Activity	Total Protected Cell Account Restricted Assets	Protected Cell Account Assets Supporting G/A Activity	Total	Total From Prior Year	Increase/ Decrease	Total Nonadmitted Restricted	Total Admitted Restricted	Gross (Admitted & Nonadmitted) Restricted to Total Asset	Admitted Restricted to Total Admitted Assets
a. Subject to contractual obligation for which liability is not shown											
b. Collateral held under security lending agreements											
c. Subject to repurchase agreements											
d. Subject to reverse repurchase agreements											
e. Subject to dollar repurchase agreements											
f. Subject to dollar reverse repurchase agreements											
g. Placed under option contracts											
h. Letter stock or securities restricted as to sale excluding FHLB capital stock											
i. FHLB capital stock	15,000,000				15,000,000	15,000,000	-		15,000,000	0.06%	0.06%
j. On deposit with states	571,366,133				571,366,133	579,339,182	(7,973,049)		571,366,133	2.38%	2.39%
k. On deposit with other regulatory bodies					-	-	-		-	0.00%	0.00%
l. Pledged as collateral to FHLB (including assets backing funding agreements)											
m. Pledged as collateral not captured in other categories											
n. Other restricted assets	-				-	157,695,845	(157,695,845)		-	0.00%	0.00%
o. Total Restricted Assets	586,366,133	-	-	-	586,366,133	752,035,027	(165,668,894)	-	586,366,133	2.44%	2.45%

(2) Details of Assets Pledged as Collateral Not Captured in Other Categories

None.

(3) Detail of Other Restricted Assets

Description of Assets	Gross (Admitted & Nonadmitted) Restricted						8	Percentage		
	Current Year					6		7	10	11
	1	2	3	4	5		Increase/ (Decrease) (5 minus 6)			
	Total General Account (G/A)	G/A Supporting Protected Cell Account Activity (a)	Total Protected Cell Account Restricted Assets	Protected Cell Account Assets Supporting G/A Activity (b)	Total (1 plus 3)	Total From Prior Year	Total Nonadmitted Restricted	Total Admitted Restricted	Gross (Admitted & Nonadmitted) Restricted to Total Assets	Admitted Restricted to Total Admitted Assets
1031 Exchange - Blackrock Fed Fund	-	-	-	-	-	157,695,845	(157,695,845)		0.00%	0.00%
Total (c)	-	-	-	-	-	157,695,845	(157,695,845)	-	0.00%	0.00%

(4) Collateral Received and Reflected as Assets Within the Reporting Entity's Financial Statements

None.

M. Working Capital Finance Investments

Not applicable.

N. Offsetting and Netting of Assets and Liabilities

Not applicable.

O. 5GI Securities

NOTES TO FINANCIAL STATEMENTS

Investment	Number of 5GI Securities		Aggregate BACV		Aggregate Fair Value	
	Current Year	Prior Year	Current Year	Prior Year	Current Year	Prior Year
(1) Bonds - AC	4	-	1,295,497	-	1,297,664	-
(2) Bonds - FV	-	-	-	-	-	-
(3) LB & SS - AC	-	-	\$ -	\$ -	\$ -	\$ -
(4) LB & SS - FV	-	-	-	-	-	-
(5) Preferred Stock - AC	-	-	-	-	-	-
(6) Preferred Stock - FV	-	-	\$ -	\$ -	\$ -	\$ -
(7) Total (1+2+3+4+5+6)	4	-	\$ 1,295,497	\$ -	\$ 1,297,664	\$ -

P. Short Sales

(1-2) Not applicable

Q. Prepayment Penalty and Acceleration Fees

(1-2) Not applicable.

R. Reporting Entity's Share of Cash Pool by Asset Type

Not applicable.

6. JOINT VENTURES, PARTNERSHIPS, AND LIMITED LIABILITY COMPANIES

No significant changes to disclose since the most recently filed annual statement.

7. INVESTMENT INCOME

A. Accrued investment income

Tenant receivables investment income due and accrued with amounts that are over 90 days past due was non-admitted.

B. Amounts nonadmitted

None.

8. DERIVATIVE INSTRUMENTS

A. Derivatives under SSAP No. 86—Derivatives

Not applicable.

B. Derivatives under SSAP No. 108—Derivative Hedging Variable Annuity Guarantees

Not applicable.

9. INCOME TAXES

A. Deferred Tax Asset/(Liability)

No significant changes to disclose since the most recently filed annual statement.

B. Deferred Tax Liabilities Not Recognized

No significant changes to disclose since the most recently filed annual statement.

C. Current and Deferred Income Taxes

No significant changes to disclose since the most recently filed annual statement.

D. Reconciliation of Federal Income Tax Rate to Actual Effective Rate

No significant changes to disclose since the most recently filed annual statement.

E. Operating Loss and Tax Credit Carry forwards and Protective Tax Deposits

No significant changes to disclose since the most recently filed annual statement.

NOTES TO FINANCIAL STATEMENTS

F. Consolidated Federal Income Tax Return

No significant changes to disclose since the most recently filed annual statement.

G. Federal or Foreign Federal Income Tax Loss Contingencies

No significant changes to disclose since the most recently filed annual statement.

H. Repatriation Transition Tax (RTT)

No significant changes to disclose since the most recently filed annual statement.

I. Alternative Minimum Tax (AMT) Credit

No significant changes to disclose since the most recently filed annual statement.

Other

On August 16, 2022, the Inflation Reduction Act of 2022 was signed into law by President Biden. The Act includes a new federal corporate alternative minimum tax (CAMT), effective in 2023, that is based on the adjusted financial statement income set forth on the applicable financial statement of an applicable corporation.

The CAMT applies to companies with average annual book income exceeding \$1 billion and assesses a 15% tax on financial statement income (adjusted for certain items) based on the applicable financial statement to the extent that amount exceeds the regular corporate tax.

FIE has determined it is not impacted by the new CAMT provision in 2023.

10. INFORMATION CONCERNING PARENT, SUBSIDIARIES, AFFILIATES, AND OTHER RELATED PARTIES

A. Nature of Relationships

No significant changes to disclose since the most recently filed annual statement.

B. Significant Transactions and Changes in Terms of Intercompany Arrangements

No significant changes to disclose since the most recently filed annual statement.

C. Transactions with related parties who are not reported on Schedule Y

No significant changes to disclose since the most recently filed annual statement.

D. Amounts Due to or from Related Parties

No significant changes to disclose since the most recently filed annual statement.

E. Management, Service Contracts, Cost Sharing Arrangements

No significant changes to disclose since the most recently filed annual statement.

F. Guarantees or Undertakings for Related Parties

No significant changes to disclose since the most recently filed annual statement.

NOTES TO FINANCIAL STATEMENTS

G. Nature of Relationships that Could Affect Operations

FIE is one of the Farmers' companies, which is comprised of the following:

Company Name	NAIC Company Code	State of Domicile
Farmers Insurance Exchange	21652	California
Fire Insurance Exchange	21709	California
Truck Insurance Exchange	21660	California
Civic Property And Casualty Company	10315	California
Exact Property And Casualty Company	10318	California
Farmers Insurance Company Of Arizona	21598	Arizona
Farmers Insurance Company Of Idaho	21601	Idaho
Farmers Insurance Company Of Oregon	21636	Oregon
Farmers Insurance Company Of Washington	21644	Washington
Farmers Insurance Company, Inc.	21628	Kansas
Farmers Insurance Of Columbus, Inc.	36889	Ohio
Farmers New Century Insurance Company	10806	Illinois
Farmers Texas County Mutual Insurance Company	24392	Texas
Illinois Farmers Insurance Company	21679	Illinois
Mid-Century Insurance Company	21687	California
Mid-Century Insurance Company Of Texas	28673	Texas
Neighborhood Spirit Property And Casualty Company	10317	California
Texas Farmers Insurance Company	21695	Texas
*Farmers Reinsurance Company	10873	California
Foremost Insurance Company Grand Rapids, Michigan	11185	Michigan
Foremost County Mutual Insurance Company	29254	Texas
Foremost Lloyds Of Texas	41688	Texas
Foremost Signature Insurance Company	41513	Michigan
Foremost Property And Casualty Insurance Company	11800	Michigan
Farmers Specialty Insurance Company	43699	Michigan
Coast National Insurance Company	25089	California
Security National Insurance Company	33120	Florida
Bristol West Insurance Company	19658	Ohio
Bristol West Casualty Insurance Company	11034	Ohio
Bristol West Preferred Insurance Company	12774	Michigan
21st Century North America Insurance Company	32220	New York
21st Century Casualty Company	36404	California
21st Century Centennial Insurance Company	34789	Pennsylvania
21st Century Insurance Company	12963	California
21st Century Pinnacle Insurance Company	10710	New Jersey
21st Century Premier Insurance Company	20796	Pennsylvania
American Federation Insurance Company	10245	Texas
American Pacific Insurance Company, Inc.	10805	Hawaii
Farmers Insurance Hawaii, Inc.	28487	Hawaii
Toggle Insurance Company	44245	Delaware
Farmers Property And Casualty Insurance Company	26298	Rhode Island
Economy Fire And Casualty Company	22926	Illinois
Economy Preferred Insurance Company	38067	Illinois
Economy Premier Assurance Company	40649	Illinois
Farmers Casualty Insurance Company	40169	Rhode Island
Farmers Direct Property And Casualty Insurance Company	25321	Rhode Island
Farmers Group Property And Casualty Insurance Company	34339	Rhode Island
Farmers Lloyds Insurance Company of Texas	13938	Texas

**Represents a reinsurance company within NAIC Code "0212", which assumes 100% of its business from Farmers Insurance Group entities, with NAIC Group Code: "0069" per terms of reinsurance agreements and combines its statutory results with the Farmers Exchanges.*

For more details on ownership, see Schedule Y.

H. Amount Deducted for Investment in Upstream Company

NOTES TO FINANCIAL STATEMENTS

No significant changes to disclose since the most recently filed annual statement.

I. Detail of Investments in Affiliates Greater than 10% of Admitted Assets

No significant changes to disclose since the most recently filed annual statement.

J. Write downs for Impairment of Investment in Affiliates

No significant changes to disclose since the most recently filed annual statement.

K. Foreign Insurance Subsidiary Valued Using CARVM

No significant changes to disclose since the most recently filed annual statement.

L. Downstream Holding Company Valued Using Look-Through Method

No significant changes to disclose since the most recently filed annual statement.

M. All SCA Investments

No significant changes to disclose since the most recently filed annual statement.

N. Investment in Insurance SCAs

No significant changes to disclose since the most recently filed annual statement.

O. SCA or SSAP 48 Entity Loss Tracking

No significant changes to disclose since the most recently filed annual statement.

11. DEBT

A. Debt

Not Applicable.

B. FHLB (Federal Home Loan Bank) Agreements

(1) FIE is a member of the Federal Home Loan Bank (FHLB) of San Francisco. Through its membership, FIE has conducted business activity (borrowings) with the FHLB. It is part of FIE's strategy to utilize these funds as backup liquidity. FIE has determined the actual/estimated maximum borrowing capacity as \$908,058,450. FIE's calculated this amount in accordance with the FHLB of San Francisco's total financing availability.

(2) FHLB Capital Stock

a. Aggregate Totals

	1 Total 2+3	2 General Account	3 Protected Cell Accounts
1. Current Year			
(a) Membership Stock - Class A	-	-	-
(b) Membership Stock - Class B	15,000,000	15,000,000	-
(c) Activity Stock	-	-	-
(d) Excess Stock	-	-	-
(e) Aggregate Total (a+b+c+d)	<u>15,000,000</u>	<u>15,000,000</u>	<u>-</u>
(f) Actual or Estimated Borrowing Capacity as Determined by the Insurer	<u>908,058,450</u>	XXX	XXX
2. Prior Year-end			
(a) Membership Stock - Class A	-	-	-
(b) Membership Stock - Class B	15,000,000	15,000,000	-
(c) Activity Stock	-	-	-
(d) Excess Stock	-	-	-
(e) Aggregate Total (a+b+c+d)	<u>15,000,000</u>	<u>15,000,000</u>	<u>-</u>
(f) Actual or Estimated Borrowing Capacity as Determined by the Insurer	<u>770,589,950</u>	XXX	XXX

NOTES TO FINANCIAL STATEMENTS

b. Membership Stock (Class A and B) Eligible and Not Eligible for Redemption

Membership Stock	1 Current Year Total (2+3+4+5+6)	2 Not Eligible for Redemption	Eligible for Redemption			
			3 Less Than 6 Months	4 6 Months to Less than 1 Year	5 1 to Less Than 3 Years	6 3 to 5 Years
1. Class A	-	-	-	-	-	-
2. Class B	15,000,000	15,000,000	-	-	-	-

(3) Collateral Pledged to FHLB

a. Amount pledged as of Reporting Date

	1 Fair Value	2 Carrying Value	3 Aggregate Total Borrowing
1. Current Year Total General and Protected Cell Accounts Total Collateral Pledged (Lines 2+3)	-	-	-
2. Current Year General Account Total Collateral Pledged	-	-	-
3. Current Year Protected Cell Accounts Total Collateral Pledged	-	-	-
4. Prior Year-end Total General and Protected Cell Accounts Total Collateral Pledged	-	-	-

b. Maximum Amount Pledged During Reporting Period

	1 Fair Value	2 Carrying Value	3 Amount Borrowed at Time of Max Collateral
1. Current Year Total General and Protected Cell Accounts Maximum Collateral Pledged (Lines 2+3)	-	-	-
2. Current Year General Account Maximum Collateral Pledged	-	-	-
3. Current Year Protected Cell Accounts Maximum Collateral Pledged	-	-	-
4. Prior Year-end Total General and Protected Cell Accounts Maximum Collateral Pledged	-	-	-

(4) Borrowing from FHLB

a. Amount as of the Reporting Date

	1 Total 2+3	2 General Account	3 Protected Cell Account	4 Funding Agreements Reserves Established
1. Current Year				
(a) Debt	-	-	-	XXX
(b) Funding Agreements	-	-	-	-
(c) Other	-	-	-	XXX
(d) Aggregate Total (a+b+c)	-	-	-	-
2. Prior Year-end				
(a) Debt	-	-	-	XXX
(b) Funding Agreements	-	-	-	-
(c) Other	-	-	-	XXX
(d) Aggregate Total (a+b+c)	-	-	-	-

NOTES TO FINANCIAL STATEMENTS

b. Maximum Amount during Repoerting Period (Current Year)

	1 Total 2+3	2 General Account	3 Protected Cell Account
1. Debt	-	-	-
2. Funding Agreements	-	-	-
3. Other	-	-	-
4. Aggregate Total (Lines 1+2+3)	-	-	-

c. FHLB - Prepayment Obligations

Does the company have prepayment obligations obligations under the following arrangements (YES/NO)?

1. Debt	NO
2. Funding Agreements	NO
3. Other	NO

12. RETIREMENT PLANS, DEFERRED COMPENSATION, POSTEMPLOYMENT BENEFITS AND COMPENSATED ABSENCES AND OTHER POSTRETIREMENT BENEFIT PLANS

A. Defined Benefit Plans

Postretirement Benefits

(1) - (3) No significant changes to disclose since the most recently filed annual statement.

(4) Components of net periodic cost

		Postretirement Benefits	
		2023	2022
a.	Service cost	8,492,116	7,604,741
b.	Interest cost	3,203,325	4,271,100
c.	Expected return on plan assets	-	-
d.	Transition asset or obligation	-	-
e.	Gains and losses	-	-
f.	Prior service cost or credit	-	(332,551)
g.	Gain or loss recognized due to a settlement or curtailment	-	-
h.	Total net periodic benefit cost	11,695,441	11,543,290

(5) - (18) No significant changes to disclose since the most recently filed annual statement.

B. Description of Investment Policies

Not Applicable.

C. Fair Value of Plan Assets

Not Applicable.

D. Rate of Return Assumptions

Not Applicable.

E. Defined Contribution Plans

Not Applicable.

F. Multi-employer Plans

Not Applicable.

G. Consolidated/Hing Company Plans

Pension Plan

NOTES TO FINANCIAL STATEMENTS

No significant changes to disclose since the most recently filed annual statement.

Short Term Incentive Program

No significant changes to disclose since the most recently filed annual statement.

401(k) Savings Plan

No significant changes to disclose since the most recently filed annual statement.

Executive Savings Plan (“ESP”)

No significant changes to disclose since the most recently filed annual statement.

H. Postemployment Benefits and Compensated Absences

No significant changes to disclose since the most recently filed annual statement.

I. Impact of Medicare Modernization Act on Postretirement Benefits

Not Applicable.

13. CAPITAL AND SURPLUS, DIVIDEND RESTRICTIONS AND QUASI-REORGANIZATIONS

No significant changes to disclose since the most recently filed annual statement.

14. LIABILITIES, CONTINGENCIES AND ASSESSMENTS

A. Contingent Commitments

As of September 30, 2023, FIE had remaining commitments of \$451,583, \$61,200, \$788,288, and \$68,370,254 related to Impact Community Capital, Impact Huntington Equity, Impact Huntington Member Loan, and Impact Revolving Member Loan, respectively.

B. Assessments

No significant changes to disclose since the most recently filed annual statement.

C. Gain Contingencies

None.

D. Claims Related Extra Contractual Obligation and Bad Faith Losses Stemming from Lawsuits

No significant changes to disclose since the most recently filed annual statement.

E. Product Warranties

Not applicable.

F. Joint and Several Liabilities

Not applicable.

G. All Other Contingencies

Litigation

Certain of the Farmers' companies are defendants in certain lawsuits arising in the normal course of business, which are in various stages of development. Some of these matters seek punitive as well as compensatory damages. While it is not possible to predict the outcome of these matters with certainty, management believes that their ultimate disposition will not have a material effect on FIE's financial position or results of operations. In addition, certain of the Farmers' companies are, from time to time, involved as parties in various governmental and administrative proceedings.

NOTES TO FINANCIAL STATEMENTS

California Earthquake Authority

No significant changes to disclose since the most recently filed annual statement.

Revolving Credit Facility Framework Agreement

No significant changes to disclose since the most recently filed annual statement.

Federal Home Loan Bank Revolving Facility

No significant changes to disclose since the most recently filed annual statement.

Structured Settlements

No significant changes to disclose since the most recently filed annual statement.

15. LEASES

A. Lessee Operating Leases

No significant changes to disclose since the most recently filed annual statement.

B. Lessor Leases

Not applicable.

16. INFORMATION ABOUT FINANCIAL INSTRUMENTS WITH OFF-BALANCE SHEET RISK AND FINANCIAL INSTRUMENTS WITH CONCENTRATIONS OF CREDIT RISK

Not applicable.

17. SALE, TRANSFER AND SERVICING OF FINANCIAL ASSETS AND EXTINGUISHMENTS OF LIABILITIES

A. Transfers of Receivables Reported as Sales

Not applicable.

B. Transfer and Servicing of Financial Assets

Not applicable.

C. Wash Sales

FIE had no wash sale transactions in the periods presented that require disclosure.

18. GAIN OR LOSS TO THE REPORTING ENTITY FROM UNINSURED PLANS AND THE UNINSURED PORTION OF PARTIALLY INSURED PLANS

A. ASO Plans

Not applicable.

B. ASC Plans

Not applicable.

C. Medicare or Similarly Structured Cost Based Reimbursement Contract

Not applicable.

19. DIRECT PREMIUM WRITTEN/PRODUCED BY MANAGING GENERAL AGENTS/THIRD PARTY ADMINISTRATORS

Not applicable.

NOTES TO FINANCIAL STATEMENTS

20. FAIR VALUE MEASUREMENTS

(1) Fair Value Measurements by Levels 1, 2 and 3

FIE has categorized its assets that are measured at fair value into the three-level fair value hierarchy as reflected in the table below.

Level 1 - are liquid investments traded in active markets and valued based on unadjusted quoted prices. Assets in this category are preferred and common stock securities.

Level 2 - The securities that fall into this category are bonds, preferred stocks, common stocks and call options which are not exchange traded. These securities are valued based upon models with observable inputs - for example market interest rates, credit spreads etc. They may have been determined by independent pricing services using observable inputs.

Level 3 - are investments valued based upon models with "significant" non-observable inputs (assumptions). Such assumptions can be about loss severities, prepayment speed, interest rate volatilities, earnings forecast, comparable sales etc.

(1)	(2)	(3)	(4)	(5)	(6)
Description for each class of asset or liability	Level 1	Level 2	Level 3	Net Asset Value (NAV)	Total
a. Assets at Fair Value					
Perpetual Preferred stock					
Industrial and Misc	-	-	-	-	-
Parent, Subsidiaries and Affiliates	-	-	-	-	-
Total Perpetual Preferred Stocks	\$ -	\$ -	\$ -	\$ -	\$ -
Bonds					
U.S. Governments	-	-	-	-	-
Industrial and Misc	-	55,415,328	-	-	55,415,328
Hybrid Securities	-	-	-	-	-
Parent, Subsidiaries and Affiliates	-	-	-	-	-
Total Bonds	\$ -	\$ 55,415,328	\$ -	\$ -	\$ 55,415,328
Common Stock					
Industrial and Misc	143,648,551	15,000,000	272,470	-	158,921,021
Parent, Subsidiaries and Affiliates	-	-	-	-	-
Total Common Stocks	\$ 143,648,551	\$ 15,000,000	\$ 272,470	\$ -	\$ 158,921,021
Derivatives					
Warrants	-	-	-	-	-
Total Derivatives	\$ -	\$ -	\$ -	\$ -	\$ -
Joint Venture Interest Other					
	-	-	-	-	-
Total Assets at Fair Value	\$ 143,648,551	\$ 70,415,328	\$ 272,470	\$ -	\$ 214,336,349

NOTES TO FINANCIAL STATEMENTS

(2) Rollforward of Level 3

	(1)	(2)	(3)	(4)	(5)	(6)	(7)	(8)	(9)	(12)
	Balance at 01/01/23	Transfers into Level 3	Transfers out of Level 3	Total Gains / (Losses) included in Net Income	Total Gains / (Losses) included in Surplus	Purchases	Issuances	Sales	Settlements	Balance at 09/30/23
Residential mortgage backed securities	\$ -	\$ -	\$ -	\$ -	\$ -	\$ -	\$ -	\$ -	-	\$ -
Commercial mortgage backed securities	-	-	-	-	-	-	-	-	-	-
Asset backed securities	-	-	-	-	-	-	-	-	-	-
Other Bonds	-	-	-	-	-	-	-	-	-	-
Preferred Stock	-	-	-	-	-	-	-	-	-	-
Common Stock	272,468	-	-	-	2	-	-	-	-	272,470
Joint Venture Interest	-	-	-	-	-	-	-	-	-	-
Other	-	-	-	-	-	-	-	-	-	-
Total	\$ 272,468	\$ -	\$ -	\$ -	\$ 2	\$ -	\$ -	\$ -	\$ -	\$ 272,470

(3) Policy on Transfers In and Out of Level 3

At the end of each reporting period, FIE evaluates whether or not any event has occurred or circumstances have changed that would cause an investment to be transferred in or out of Level 3.

(4) Inputs and Techniques Used for Level 2 and Level 3 Fair Values

Bonds carried at fair value categorized as Level 2 were valued using a market approach. These valuations were determined to be Level 2 valuations as quoted markets prices for similar instruments in an active market were utilized. This was accomplished by the use of matrix pricing. Matrix pricing takes quoted prices of bonds with similar features that are inputs into the analysis included duration, credit quality, tax status and call and sinking fund features.

Common stocks carried at fair value categorized as Level 2 were valued using a market approach. These valuations were determined to be Level 2 valuations because quoted markets prices for identical instruments trading in an inactive market were utilized. When an equity instrument is illiquid due to limited trading activity, the use of quoted markets prices for identical instruments was determined by FIE to be the most reliable method to determine fair value.

Bonds and/or Common stocks carried at fair value categorized as Level 3 were valued using unobservable inputs. These unobservable inputs reflect our own assumptions about the criteria that market participants would use in pricing these assets (including assumptions about risk). These assumptions were based on the best information available in the circumstances.

(5) Derivative fair values

None.

B. Other Fair Value Disclosures

None.

C. Fair Values for All Financial Instruments by Levels 1, 2 and 3

The table below reflects the fair values and admitted values of all admitted assets and liabilities that are financial instruments excluding those accounted for under the equity method (subsidiaries, joint ventures and ventures). The fair values are also categorized into the three-level fair value hierarchy as described above in Note 20A:

NOTES TO FINANCIAL STATEMENTS

(1)	(2)	(3)	(4)	(5)	(6)	(7)	(8)
Type of Financial Instrument	Aggregate Fair Value	Admitted Assets	Level 1	Level 2	Level 3	Net Asset Value (NAV)	Not Practicable (Carrying Value)
a. Assets at Fair Value							
Bonds	\$ 4,549,745,007	\$ 4,902,096,083	\$ -	\$ 4,451,623,671	\$ 98,121,336	\$ -	\$ -
Preferred Stock	-	-	-	-	-	-	-
Common Stock	158,921,021	158,921,031	143,648,551	15,000,000	272,470	-	-
Real Estate	-	-	-	-	-	-	-
Cash, Cash Equivalents and Short-Term	895,440,358	895,474,337	621,138,486	274,301,872	-	-	-
Receivable for Securities	1,855,650	1,855,650	1,855,650	-	-	-	-
Derivative Instruments	-	-	-	-	-	-	-
Securities Lending	-	-	-	-	-	-	-
Mortgage Loans - Unaffiliated	127,978,497	139,039,749	-	-	127,978,497	-	-
Mortgage Loan Joint Venture Interest-Unaffiliated	-	-	-	-	-	-	-
Joint Venture Loans and Interest	1,528,667	1,737,382	-	-	1,528,667	-	-
Surplus Debentures, etc - Affiliated	167,062,835	200,000,000	-	-	167,062,835	-	-
Aggregate write-ins for invested assets	-	-	-	-	-	-	-
Fixed or Variable Rate - Bonds - Unaffiliated	-	-	-	-	-	-	-
Total Assets at Fair Value	\$ 5,902,532,034	\$ 6,299,124,232	\$ 766,642,687	\$ 4,740,925,543	\$ 394,963,804	\$ -	\$ -
b. Liabilities at Fair Value							
Payable for securities	5,566,984	5,566,984	5,566,984	-	-	-	-
Total Liabilities at Fair Value	\$ 5,566,984	\$ 5,566,984	\$ 5,566,984	\$ -	\$ -	\$ -	\$ -

D. Not Practicable to Estimate Fair Values

None.

E. Investments Measured at Net Asset Value (“NAV”)

None.

21. OTHER ITEMS

A. Unusual or Infrequent Items

Coronavirus Pandemic (“COVID-19”)

In mid-December 2022, the California Department of Insurance (the “Department”) requested that Coast National Insurance Company, Farmers Insurance Exchange, Truck Insurance Exchange, and Mid-Century Insurance Company refund additional premium to private passenger auto policyholders due to changes in driving behaviors during the pandemic. The companies disputed the Department’s authority to request refunds and the amount of the refunds. Coast National Insurance Company negotiated with the Department and agreed to refund an additional \$2,959,715 on January 27, 2023, which is reflected in the accompanying financial statements. An agreement has been reached for Farmers Insurance Exchange, Truck Insurance Exchange, and Mid-Century Insurance Company in the amount of \$14,483,973. An accrual was recorded in the March 2023 financial results of these entities and payments to policyholders are expected to be completed by the first quarter of 2024.

B. Troubled Debt Restructuring: Debtors

Not applicable.

C. Other Disclosures

NOTES TO FINANCIAL STATEMENTS

All Lines Quota Share Reinsurance Agreement

No significant changes to disclose since the most recently filed annual statement.

Ride Share Services ("Uber Business")

Effective March 1, 2023, in 16 states and the District of Columbia, Uber USA, LLC, Rasier, LLC, Portier, LLC and Schleuder, LLC (collectively, "Uber") has agreed to indemnify and reimburse Farmers Insurance Exchange ("FIE") and its affiliated insurers for 90% of all losses, loss adjustment expenses and program expenses arising under the policies issued by FIE and its affiliates, pursuant to an indemnity agreement entered into among FIE, Uber and Aleka Insurance, Inc. ("Aleka"). Aleka, an Uber affiliate, guarantees the payment and performance of Uber's indemnification obligations to FIE and posts collateral as security for its obligations. FIE accepts 10% of the losses, loss adjustment expenses and program expenses on a direct basis. In the remaining 5 states (Idaho, Montana, New Mexico, Utah and Wyoming), which were added effective March 1, 2023, losses in these states are 100 percent reinsured by Aleka pursuant to a reinsurance agreement.

Commercial Automobile Quota Share Reinsurance Agreement

No significant changes to disclose since the most recently filed annual statement.

Odyssey Homeowners and Specialty Line Quota Share Reinsurance Agreement

No significant changes to disclose since the most recently filed annual statement.

Catastrophe Bond

No significant changes to disclose since the most recently filed annual statement.

Litigation

No significant changes to disclose since the most recently filed annual statement.

Farmers Agency Force Deferred Compensation Plan

NOTES TO FINANCIAL STATEMENTS

No significant changes to disclose since the most recently filed annual statement.

Business Owned Life Insurance

No significant changes to disclose since the most recently filed annual statement.

Insurance-Company Owned Life Insurance

No significant changes to disclose since the most recently filed annual statement.

Affiliates Repurchase of Surplus Notes

No significant changes to disclose since the most recently filed annual statement.

Agents Subsidy Program

No significant changes to disclose since the most recently filed annual statement.

Additional Schedule P Data

No significant changes to disclose since the most recently filed annual statement.

21st Century Advantage Company

On April 1, 2023, the 21st North America Insurance Company, a downstream direct subsidiary of the Mid-Century Insurance Company, sold 100% of its ownership interest in the 21st Century Advantage Insurance Company ("21CADV"), a Minnesota domiciled company, to Continental Casualty Company, an Illinois domiciled company, for \$16.4 million. The sale was approved by the Minnesota Department of Commerce. Following the acquisition, 21CADV was renamed Bantry Insurance Company and redomesticated from the State of Minnesota to the State of Illinois.

D. Business Interruption Insurance Recoveries

None.

E. State Transferable and Non-transferable Tax Credits

None.

F. Subprime-Mortgage-Related Risk Exposure

(1) Generally, direct and indirect subprime exposures were identified based upon consideration of the following types of features: 1) Interest rate above prime to borrowers that did not qualify for prime rate loans. 2) Borrowers with low credit ratings (FICO scores). 3) Interest only or negative amortizing loans. 4) Unconventionally high initial loan-to-value ratios. 5) Unusually low initial payments based on a fixed introductory rate that expires after a short initial period and then adjusts to an unusually high rate based upon a variable index rate plus a margin. 6) Borrowers with less than conventional documentation of their income and/or net assets. 7) Very high or no limits on how much the payment amount or the interest rate may increase or reset periods. 8) Include substantial prepayment penalties and or prepayment penalties that extend beyond the initial interest rate adjustment.

(2) FIE does not have direct exposure through investments in subprime mortgage loans.

NOTES TO FINANCIAL STATEMENTS

(3) FIE has the following direct exposure through other investments as of September 30, 2023:

	Actual Cost	Book Adjusted Carrying Value	Fair Value	Other-than- temporary impairment
a. Residential mortgage backed securities	\$ 2,529	\$ 2,531	\$ 2,475	-
b. Commercial mortgage backed securities	-	-	-	-
c. Collateralized debt obligations	-	-	-	-
d. Structured securities	-	-	-	-
e. Equity investments in SCAs	-	-	-	-
f. Other assets	-	-	-	-
g. Total	\$ 2,529	\$ 2,531	\$ 2,475	\$ -

(4) FIE does not have underwriting exposure to subprime mortgage risk through Mortgage Guaranty or Financial Guaranty insurance coverage.

G. Insurance-Linked Securities (ILS) Contracts

Not applicable.

H. The Amount That Could Be Realized on Life Insurance Where the Reporting Entity is Owner and Beneficiary or Has Otherwise Obtained Rights to Control the Policy

No significant changes to disclose since the most recently filed annual statement.

22. EVENTS SUBSEQUENT

Subsequent events have been considered through November 10, 2023 for these statutory financial statements, which were issued on November 15, 2023.

Sale of three brokerage entities

On November 9, 2023, Farmers Group, Inc. (“FGI”) announced that it has agreed to acquire three brokerage entities (Kraft Lake Insurance Agency, Inc., Western Star Insurance Services, Inc. and Farmers General Insurance Agency, Inc.) and the flood insurance servicing program from the Farmers Exchanges for USD 760 million. FGI and its subsidiaries serve as attorneys-in-fact of the Farmers Exchanges. The brokerages will enable the Farmers Exchanges to create a more attractive customer proposition with a broader and more compelling range of products and services which are expected to improve customer retention and new customer acquisition. The after tax surplus benefit of this transaction to the Farmers Exchanges is estimated to be approximately \$568.6 million. This transaction is subject to regulatory approval.

23. REINSURANCE

A. Unsecured Reinsurance Recoverables

No significant changes to disclose since the most recently filed annual statement.

B. Reinsurance Recoverable in Dispute

No significant changes to disclose since the most recently filed annual statement.

C. Reinsurance Assumed and Ceded

(1) No significant changes to disclose since the most recently filed annual statement.

(2) No significant changes to disclose since the most recently filed annual statement.

(3) Not applicable.

NOTES TO FINANCIAL STATEMENTS

D. Uncollectible Reinsurance

None.

E. Commutation of Ceded Reinsurance

None.

F. Retroactive Reinsurance

None.⁶

G. Reinsurance Accounted for as a Deposit

None.

H. Disclosures for the Transfer of Property and Casualty Run-off Agreements

None.

I. Certified Reinsurer Rating Downgraded or Status Subject to Revocation

None.

J. Reinsurance Agreements Qualifying for Reinsurer Aggregation

Not applicable.

K. Reinsurance Credit

No significant changes to disclose since the most recently filed annual statement.

24. RETROSPECTIVELY RATED CONTRACTS AND CONTRACTS SUBJECT TO REDETERMINATION

(A-E) No significant changes to disclose since the most recently filed annual statement.

(F) Not applicable.

25. CHANGE IN INCURRED LOSSES AND LOSS ADJUSTMENT EXPENSES

A. Incurred losses and loss adjustment expenses attributable to insured events of prior years have decreased by \$60.8 million as of September 30, 2023, as a result of re-estimation of unpaid losses and loss adjustment expenses principally on the private passenger auto, commercial auto and workers compensation lines of insurance. This was partially offset by an increase in homeowners, auto physical damage and special property lines of insurance. This decrease is generally the result of ongoing analysis of recent loss development trends. Original estimates are increased and decreased as additional information becomes known regarding individual claims.

B. FIE made no significant changes in methodology or assumptions used in calculating liabilities for unpaid losses and loss adjustment expenses in 2023.

26. INTERCOMPANY POOLING ARRANGEMENTS

No significant changes to disclose since the most recently filed annual statement.

27. STRUCTURED SETTLEMENTS

No significant changes to disclose since the most recently filed annual statement.

28. HEALTH CARE RECEIVABLES

Not applicable.

29. PARTICIPATING POLICIES

Not applicable.

30. PREMIUM DEFICIENCY RESERVES

No significant changes to disclose since the most recently filed annual statement.

NOTES TO FINANCIAL STATEMENTS

31. HIGH DEDUCTIBLES

Not applicable.

32. DISCOUNTING OF LIABILITIES FOR UNPAID LOSSES OR UNPAID LOSS ADJUSTMENT EXPENSES

No significant changes to disclose since the most recently filed annual statement.

33. ASBESTOS/ENVIRONMENTAL RESERVES

No significant changes to disclose since the most recently filed annual statement.

34. SUBSCRIBER SAVINGS ACCOUNTS

None.

35. MULTIPLE PERIL CROP INSURANCE

Not applicable.

36. FINANCIAL GUARANTY INSURANCE

Not applicable.

GENERAL INTERROGATORIES

PART 1 - COMMON INTERROGATORIES

GENERAL

- 1.1 Did the reporting entity experience any material transactions requiring the filing of Disclosure of Material Transactions with the State of Domicile, as required by the Model Act? Yes [] No [X]
- 1.2 If yes, has the report been filed with the domiciliary state? Yes [] No []
- 2.1 Has any change been made during the year of this statement in the charter, by-laws, articles of incorporation, or deed of settlement of the reporting entity? Yes [] No [X]
- 2.2 If yes, date of change:
- 3.1 Is the reporting entity a member of an Insurance Holding Company System consisting of two or more affiliated persons, one or more of which is an insurer? Yes [X] No []
If yes, complete Schedule Y, Parts 1 and 1A.
- 3.2 Have there been any substantial changes in the organizational chart since the prior quarter end? Yes [] No [X]
- 3.3 If the response to 3.2 is yes, provide a brief description of those changes.
.....
- 3.4 Is the reporting entity publicly traded or a member of a publicly traded group? Yes [] No [X]
- 3.5 If the response to 3.4 is yes, provide the CIK (Central Index Key) code issued by the SEC for the entity/group.
- 4.1 Has the reporting entity been a party to a merger or consolidation during the period covered by this statement? Yes [] No [X]
- 4.2 If yes, provide the name of the entity, NAIC Company Code, and state of domicile (use two letter state abbreviation) for any entity that has ceased to exist as a result of the merger or consolidation.

1	2	3
Name of Entity	NAIC Company Code	State of Domicile

5. If the reporting entity is subject to a management agreement, including third-party administrator(s), managing general agent(s), attorney-in-fact, or similar agreement, have there been any significant changes regarding the terms of the agreement or principals involved? Yes [] No [X] N/A []
If yes, attach an explanation.
.....
- 6.1 State as of what date the latest financial examination of the reporting entity was made or is being made. 12/31/2021
- 6.2 State the as of date that the latest financial examination report became available from either the state of domicile or the reporting entity. This date should be the date of the examined balance sheet and not the date the report was completed or released. 12/31/2017
- 6.3 State as of what date the latest financial examination report became available to other states or the public from either the state of domicile or the reporting entity. This is the release date or completion date of the examination report and not the date of the examination (balance sheet date). 06/28/2019
- 6.4 By what department or departments?
California Department of Insurance
- 6.5 Have all financial statement adjustments within the latest financial examination report been accounted for in a subsequent financial statement filed with Departments? Yes [] No [] N/A [X]
- 6.6 Have all of the recommendations within the latest financial examination report been complied with? Yes [] No [] N/A [X]
- 7.1 Has this reporting entity had any Certificates of Authority, licenses or registrations (including corporate registration, if applicable) suspended or revoked by any governmental entity during the reporting period? Yes [] No [X]
- 7.2 If yes, give full information:
.....
- 8.1 Is the company a subsidiary of a bank holding company regulated by the Federal Reserve Board? Yes [] No [X]
- 8.2 If response to 8.1 is yes, please identify the name of the bank holding company.
.....
- 8.3 Is the company affiliated with one or more banks, thrifts or securities firms? Yes [X] No []
- 8.4 If response to 8.3 is yes, please provide below the names and location (city and state of the main office) of any affiliates regulated by a federal regulatory services agency [i.e. the Federal Reserve Board (FRB), the Office of the Comptroller of the Currency (OCC), the Federal Deposit Insurance Corporation (FDIC) and the Securities Exchange Commission (SEC)] and identify the affiliate's primary federal regulator.

1	2	3	4	5	6
Affiliate Name	Location (City, State)	FRB	OCC	FDIC	SEC
BFP Securities, LLC	St. Louis, Missouri	YES.....
Farmers Financial Solutions, LLC	Westlake Village, California	YES.....

STATEMENT AS OF SEPTEMBER 30, 2023 OF THE FARMERS INSURANCE EXCHANGE
GENERAL INTERROGATORIES

- 9.1 Are the senior officers (principal executive officer, principal financial officer, principal accounting officer or controller, or persons performing similar functions) of the reporting entity subject to a code of ethics, which includes the following standards? Yes [X] No []
 (a) Honest and ethical conduct, including the ethical handling of actual or apparent conflicts of interest between personal and professional relationships;
 (b) Full, fair, accurate, timely and understandable disclosure in the periodic reports required to be filed by the reporting entity;
 (c) Compliance with applicable governmental laws, rules and regulations;
 (d) The prompt internal reporting of violations to an appropriate person or persons identified in the code; and
 (e) Accountability for adherence to the code.
- 9.11 If the response to 9.1 is No, please explain:

- 9.2 Has the code of ethics for senior managers been amended? Yes [] No [X]
- 9.21 If the response to 9.2 is Yes, provide information related to amendment(s).

- 9.3 Have any provisions of the code of ethics been waived for any of the specified officers? Yes [] No [X]
- 9.31 If the response to 9.3 is Yes, provide the nature of any waiver(s).

FINANCIAL

- 10.1 Does the reporting entity report any amounts due from parent, subsidiaries or affiliates on Page 2 of this statement? Yes [X] No []
- 10.2 If yes, indicate any amounts receivable from parent included in the Page 2 amount: \$

INVESTMENT

- 11.1 Were any of the stocks, bonds, or other assets of the reporting entity loaned, placed under option agreement, or otherwise made available for use by another person? (Exclude securities under securities lending agreements.) Yes [] No [X]
- 11.2 If yes, give full and complete information relating thereto:

12. Amount of real estate and mortgages held in other invested assets in Schedule BA: \$
13. Amount of real estate and mortgages held in short-term investments: \$
- 14.1 Does the reporting entity have any investments in parent, subsidiaries and affiliates? Yes [X] No []
- 14.2 If yes, please complete the following:

	1 Prior Year-End Book/Adjusted Carrying Value	2 Current Quarter Book/Adjusted Carrying Value
14.21 Bonds	\$	\$
14.22 Preferred Stock	\$	\$
14.23 Common Stock	\$ 7,453,393,004	\$ 7,378,145,626
14.24 Short-Term Investments	\$	\$
14.25 Mortgage Loans on Real Estate	\$	\$
14.26 All Other	\$	\$
14.27 Total Investment in Parent, Subsidiaries and Affiliates (Subtotal Lines 14.21 to 14.26)	\$ 7,453,393,004	\$ 7,378,145,626
14.28 Total Investment in Parent included in Lines 14.21 to 14.26 above	\$	\$

- 15.1 Has the reporting entity entered into any hedging transactions reported on Schedule DB? Yes [] No [X]
- 15.2 If yes, has a comprehensive description of the hedging program been made available to the domiciliary state? Yes [] No [] N/A [X]
 If no, attach a description with this statement.

16. For the reporting entity's security lending program, state the amount of the following as of the current statement date:
- 16.1 Total fair value of reinvested collateral assets reported on Schedule DL, Parts 1 and 2. \$
- 16.2 Total book/adjusted carrying value of reinvested collateral assets reported on Schedule DL, Parts 1 and 2 \$
- 16.3 Total payable for securities lending reported on the liability page. \$

STATEMENT AS OF SEPTEMBER 30, 2023 OF THE FARMERS INSURANCE EXCHANGE
GENERAL INTERROGATORIES

17. Excluding items in Schedule E - Part 3 - Special Deposits, real estate, mortgage loans and investments held physically in the reporting entity's offices, vaults or safety deposit boxes, were all stocks, bonds and other securities, owned throughout the current year held pursuant to a custodial agreement with a qualified bank or trust company in accordance with Section 1, III - General Examination Considerations, F. Outsourcing of Critical Functions, Custodial or Safekeeping Agreements of the NAIC Financial Condition Examiners Handbook? Yes [X] No []
- 17.1 For all agreements that comply with the requirements of the NAIC Financial Condition Examiners Handbook, complete the following:

1 Name of Custodian(s)	2 Custodian Address
JP Morgan Bank & Trust Company, N.A.	560 Mission ST, San Francisco, CA 94105

- 17.2 For all agreements that do not comply with the requirements of the NAIC Financial Condition Examiners Handbook, provide the name, location and a complete explanation:

1 Name(s)	2 Location(s)	3 Complete Explanation(s)

- 17.3 Have there been any changes, including name changes, in the custodian(s) identified in 17.1 during the current quarter? Yes [] No [X]

- 17.4 If yes, give full information relating thereto:

1 Old Custodian	2 New Custodian	3 Date of Change	4 Reason

- 17.5 Investment management – Identify all investment advisors, investment managers, broker/dealers, including individuals that have the authority to make investment decisions on behalf of the reporting entity. For assets that are managed internally by employees of the reporting entity, note as such. ["...that have access to the investment accounts"; "...handle securities"]

1 Name of Firm or Individual	2 Affiliation
DWS Investment Management Americas, Inc.	U.....
Prudential Private Placement Investors, LP.	U.....
Allspring Global Investments	U.....
Clarion Partners	U.....
Barings LLC	U.....
MetLife Investment Management, LLC	U.....

- 17.5097 For those firms/individuals listed in the table for Question 17.5, do any firms/individuals unaffiliated with the reporting entity (i.e. designated with a "U") manage more than 10% of the reporting entity's invested assets?..... Yes [X] No []

- 17.5098 For firms/individuals unaffiliated with the reporting entity (i.e. designated with a "U") listed in the table for Question 17.5, does the total assets under management aggregate to more than 50% of the reporting entity's invested assets?..... Yes [] No [X]

- 17.6 For those firms or individuals listed in the table for 17.5 with an affiliation code of "A" (affiliated) or "U" (unaffiliated), provide the information for the table below.

1 Central Registration Depository Number	2 Name of Firm or Individual	3 Legal Entity Identifier (LEI)	4 Registered With	5 Investment Management Agreement (IMA) Filed
104518	DWS Investment Management Americas, Inc.	CZ83K4EEE8QVCT3B128	U.S. Securities and Exchange Commission	NO.....
106442	Prudential Private Placement Investors LP.	U.S. Securities and Exchange Commission	NO.....
104973	Allspring Global Investments	549300B3H21002L85190	U.S. Securities and Exchange Commission	NO.....
108803	Clarion Partners	U.S. Securities and Exchange Commission	NO.....
106006	Barings LLC	ANDKRHQKPRR64Q2KLR05	U.S. Securities and Exchange Commission	NO.....
142463	MetLife Investment Management, LLC	EAU072Q8FCR1S0XGYJ21	U.S. Securities and Exchange Commission	NO.....

- 18.1 Have all the filing requirements of the Purposes and Procedures Manual of the NAIC Investment Analysis Office been followed? Yes [X] No []

- 18.2 If no, list exceptions:

19. By self-designating 5GI securities, the reporting entity is certifying the following elements for each self-designated 5GI security:
a. Documentation necessary to permit a full credit analysis of the security does not exist or an NAIC CRP credit rating for an FE or PL security is not available.
b. Issuer or obligor is current on all contracted interest and principal payments.
c. The insurer has an actual expectation of ultimate payment of all contracted interest and principal.
Has the reporting entity self-designated 5GI securities? Yes [X] No []

20. By self-designating PLGI securities, the reporting entity is certifying the following elements of each self-designated PLGI security:
a. The security was purchased prior to January 1, 2018.
b. The reporting entity is holding capital commensurate with the NAIC Designation reported for the security.
c. The NAIC Designation was derived from the credit rating assigned by an NAIC CRP in its legal capacity as a NRSRO which is shown on a current private letter rating held by the insurer and available for examination by state insurance regulators.
d. The reporting entity is not permitted to share this credit rating of the PL security with the SVO.
Has the reporting entity self-designated PLGI securities? Yes [] No [X]

21. By assigning FE to a Schedule BA non-registered private fund, the reporting entity is certifying the following elements of each self-designated FE fund:
a. The shares were purchased prior to January 1, 2019.
b. The reporting entity is holding capital commensurate with the NAIC Designation reported for the security.
c. The security had a public credit rating(s) with annual surveillance assigned by an NAIC CRP in its legal capacity as an NRSRO prior to January 1, 2019.
d. The fund only or predominantly holds bonds in its portfolio.
e. The current reported NAIC Designation was derived from the public credit rating(s) with annual surveillance assigned by an NAIC CRP in its legal capacity as an NRSRO.
f. The public credit rating(s) with annual surveillance assigned by an NAIC CRP has not lapsed.
Has the reporting entity assigned FE to Schedule BA non-registered private funds that complied with the above criteria? Yes [] No [X]

STATEMENT AS OF SEPTEMBER 30, 2023 OF THE FARMERS INSURANCE EXCHANGE

GENERAL INTERROGATORIES

PART 2 - PROPERTY & CASUALTY INTERROGATORIES

1. If the reporting entity is a member of a pooling arrangement, did the agreement or the reporting entity's participation change? Yes [] No [X] N/A []
 If yes, attach an explanation.

2. Has the reporting entity reinsured any risk with any other reporting entity and agreed to release such entity from liability, in whole or in part, from any loss that may occur on the risk, or portion thereof, reinsured? Yes [] No [X]
 If yes, attach an explanation.

3.1 Have any of the reporting entity's primary reinsurance contracts been canceled? Yes [] No [X]

3.2 If yes, give full and complete information thereto.

4.1 Are any of the liabilities for unpaid losses and loss adjustment expenses other than certain workers' compensation tabular reserves (see Annual Statement Instructions pertaining to disclosure of discounting for definition of "tabular reserves") discounted at a rate of interest greater than zero? Yes [] No [X]

4.2 If yes, complete the following schedule:

			TOTAL DISCOUNT				DISCOUNT TAKEN DURING PERIOD			
1	2	3	4	5	6	7	8	9	10	11
Line of Business	Maximum Interest	Discount Rate	Unpaid Losses	Unpaid LAE	IBNR	TOTAL	Unpaid Losses	Unpaid LAE	IBNR	TOTAL
TOTAL										

5. Operating Percentages:

5.1 A&H loss percent %

5.2 A&H cost containment percent %

5.3 A&H expense percent excluding cost containment expenses %

6.1 Do you act as a custodian for health savings accounts? Yes [] No [X]

6.2 If yes, please provide the amount of custodial funds held as of the reporting date \$.....

6.3 Do you act as an administrator for health savings accounts? Yes [] No [X]

6.4 If yes, please provide the balance of the funds administered as of the reporting date \$.....

7. Is the reporting entity licensed or chartered, registered, qualified, eligible or writing business in at least two states? Yes [X] No []

7.1 If no, does the reporting entity assume reinsurance business that covers risks residing in at least one state other than the state of domicile of the reporting entity? Yes [] No []

STATEMENT AS OF SEPTEMBER 30, 2023 OF THE FARMERS INSURANCE EXCHANGE

SCHEDULE T - EXHIBIT OF PREMIUMS WRITTEN

Current Year to Date - Allocated by States and Territories

States, etc.	1 Active Status (a)	Direct Premiums Written		Direct Losses Paid (Deducting Salvage)		Direct Losses Unpaid		
		2 Current Year To Date	3 Prior Year To Date	4 Current Year To Date	5 Prior Year To Date	6 Current Year To Date	7 Prior Year To Date	
1. Alabama	AL	L	42,677,252	41,904,799	23,929,283	21,375,767	21,784,811	20,868,654
2. Alaska	AK	N						
3. Arizona	AZ	L	153,361,877	136,841,073	86,406,861	86,342,669	88,844,718	90,567,437
4. Arkansas	AR	L	41,109,789	39,599,493	49,223,236	34,633,812	28,969,952	23,810,093
5. California	CA	L	2,534,478,121	2,228,502,501	1,685,413,295	1,376,685,673	2,078,111,950	1,830,295,844
6. Colorado	CO	L	347,914,979	345,337,696	218,627,495	214,380,083	278,298,539	294,314,825
7. Connecticut	CT	L	407,555	446,134	170,701	161,607	317,728	207,126
8. Delaware	DE	L	448,720	2,045,273	567,307	755,093	2,099,484	2,111,424
9. District of Columbia	DC	L			4,437			
10. Florida	FL	L	54,883,668	70,834,463	43,521,003	39,281,206	75,147,198	91,590,282
11. Georgia	GA	L	155,026,487	331,547,301	223,007,847	174,769,248	281,312,524	265,759,828
12. Hawaii	HI	N						
13. Idaho	ID	L	34,246,461	29,799,855	19,201,832	17,194,491	18,778,570	16,083,412
14. Illinois	IL	L	110,394,703	115,265,996	91,081,089	75,051,732	74,256,054	74,079,015
15. Indiana	IN	L	24,593,138	31,976,167	17,971,106	16,069,037	23,839,214	22,784,762
16. Iowa	IA	L	15,666,413	15,435,867	10,754,140	8,899,854	11,002,732	11,948,345
17. Kansas	KS	L	61,246,705	59,108,423	23,943,890	24,523,829	20,368,166	20,229,389
18. Kentucky	KY	L	4,586,564	2,998,719	3,442,723	1,540,143	3,126,707	1,426,134
19. Louisiana	LA	L	3,286,406	2,500,178	1,506,219	965,700	1,667,815	822,305
20. Maine	ME	L	557,862	560,232	151,679	99,354	139,542	99,812
21. Maryland	MD	L	39,613,738	70,330,736	39,555,317	38,089,853	61,229,086	70,126,246
22. Massachusetts	MA	L						
23. Michigan	MI	L	108,737,058	115,544,879	102,506,471	75,772,045	675,024,109	668,023,328
24. Minnesota	MN	L	115,973,805	103,508,516	69,045,335	70,089,587	77,098,015	80,772,035
25. Mississippi	MS	L	1,013,340	662,889	530,906	357,450	496,825	202,352
26. Missouri	MO	L	104,883,249	121,495,986	73,521,555	61,926,766	84,650,143	67,368,382
27. Montana	MT	L	30,337,542	28,376,984	12,351,278	16,348,438	12,618,123	15,797,228
28. Nebraska	NE	L	28,359,076	29,401,184	14,842,235	21,783,403	13,335,223	23,932,365
29. Nevada	NV	L	179,658,720	260,060,641	136,179,116	106,831,657	231,451,226	189,908,995
30. New Hampshire	NH	L	8,853	10,734	150	171	3,289	3,206
31. New Jersey	NJ	L	29,482,470	31,994,087	20,785,069	24,118,584	58,160,605	61,017,233
32. New Mexico	NM	L	73,437,194	60,447,462	39,667,650	52,518,396	42,951,077	42,536,154
33. New York	NY	L	489,983	543,639	225,797	49,640	593,062	558,651
34. North Carolina	NC	L	(116)	223	(313)	(309)	665	2,257
35. North Dakota	ND	L	6,827,630	6,590,957	4,573,090	3,939,721	4,205,397	4,086,082
36. Ohio	OH	L	41,265,969	38,903,451	28,911,257	22,975,076	23,694,308	20,059,396
37. Oklahoma	OK	L	9,056,853	10,462,749	6,994,812	2,447,466	12,719,258	12,888,581
38. Oregon	OR	L	99,150,416	80,883,218	41,063,793	43,797,216	78,121,087	88,045,733
39. Pennsylvania	PA	L	22,619,614	99,278,384	31,846,531	41,064,003	90,703,510	108,900,615
40. Rhode Island	RI	L						
41. South Carolina	SC	L						
42. South Dakota	SD	L	17,462,843	15,213,846	8,442,125	15,432,774	9,017,233	12,082,799
43. Tennessee	TN	L	52,256,247	52,484,575	34,730,155	28,919,191	37,156,960	30,665,976
44. Texas	TX	L	53,648,896	62,526,188	31,609,321	25,809,028	68,151,054	70,768,746
45. Utah	UT	L	80,135,761	56,830,424	35,497,504	28,147,133	37,205,179	26,147,127
46. Vermont	VT	L						
47. Virginia	VA	L	21,421,035	57,896,490	16,087,152	11,355,200	48,746,116	51,733,422
48. Washington	WA	L	30,386,042	30,218,061	16,463,359	12,547,591	47,124,580	41,678,319
49. West Virginia	WV	L	216,783	607,598	(5,320)	72,985	544,906	541,122
50. Wisconsin	WI	L	14,739,989	12,846,724	7,523,772	10,693,177	11,158,185	14,307,788
51. Wyoming	WY	L	29,094,103	28,295,637	10,795,102	8,005,392	12,430,671	9,792,729
52. American Samoa	AS	N						
53. Guam	GU	N						
54. Puerto Rico	PR	N						
55. U.S. Virgin Islands	VI	N						
56. Northern Mariana Islands	MP	N						
57. Canada	CAN	N						
58. Aggregate Other Alien	OT	XXX						
59. Totals	XXX		4,775,163,793	4,830,120,432	3,282,667,362	2,815,820,936	4,746,655,596	4,478,945,554
DETAILS OF WRITE-INS								
58001.	XXX							
58002.	XXX							
58003.	XXX							
58998. Summary of remaining write-ins for Line 58 from overflow page	XXX							
58999. Totals (Lines 58001 through 58003 plus 58998)(Line 58 above)	XXX							

(a) Active Status Counts:

- | | | | |
|--|----|--|---|
| 1. L - Licensed or Chartered - Licensed insurance carrier or domiciled RRG..... | 49 | 4. Q - Qualified - Qualified or accredited reinsurer..... | |
| 2. R - Registered - Non-domiciled RRGs..... | | 5. D - Domestic Surplus Lines Insurer (DSL) - Reporting entities authorized to write surplus lines in the state of domicile..... | |
| 3. E - Eligible - Reporting entities eligible or approved to write surplus lines in the state (other than their state of domicile - see DSLI)..... | | 6. N - None of the above - Not allowed to write business in the state..... | 8 |

SCHEDULE Y - INFORMATION CONCERNING ACTIVITIES OF INSURER
MEMBERS OF FARMERS INSURANCE GROUP
PART 1 - ORGANIZATIONAL CHART

Company	FEIN	NAIC	Domiciled	Ownership	%
10433 Ella Blvd, LLC	83-0877980	N/A	DE	Mid-Century Insurance Company	100.00000
11930 Narcoossee Road, LLC	82-3606914	N/A	DE	Mid-Century Insurance Company	100.00000
12225 NE 60th Way, LLC	86-3957205	N/A	DE	Truck Insurance Exchange	100.00000
14001 Rosencrans Avenue, LLC	84-2794277	N/A	DE	Farmers Insurance Exchange	100.00000
145 Great Road, LLC	81-4674724	N/A	DE	Mid-Century Insurance Company	100.00000
17885 Von Karman, LLC	47-3820947	N/A	CA	Farmers Insurance Exchange	100.00000
201 Railroad Ave, LLC	82-2860816	N/A	DE	Farmers Insurance Exchange	100.00000
21st Century Casualty Company	95-4136306	36404	CA	21st Century Insurance Group	100.00000
21st Century Centennial Insurance Company	23-2044095	34789	PA	Mid-Century Insurance Company	100.00000
21st Century Insurance and Financial Services, Inc.	51-0283170	N/A	DE	Mid-Century Insurance Company	100.00000
21st Century Insurance Company	95-2565072	12963	CA	21st Century Insurance Group	100.00000
21st Century Insurance Group	95-1935264	N/A	DE	Mid-Century Insurance Company	100.00000
21st Century North America Insurance Company	13-3333609	32220	NY	Mid-Century Insurance Company	100.00000
21st Century Pinnacle Insurance Company	13-3922232	10710	NJ	21st Century North America Insurance Company	100.00000
21st Century Premier Insurance Company	22-1721971	20796	PA	21st Century Centennial Insurance Company	100.00000
2475 Mill Center Parkway, LLC	92-1475501	N/A	DE	Farmers Insurance Exchange	100.00000
2501 East Valley Road, LLC	82-2666461	N/A	DE	Fire Insurance Exchange	100.00000
280 Riverside Parkway, LLC	92-1508649	N/A	DE	Farmers Insurance Exchange	100.00000
3049 East Washburn Road, LLC	88-4349711	N/A	DE	Farmers Insurance Exchange	100.00000
3195 East Washburn Road, LLC	92-1207495	N/A	DE	Farmers Insurance Exchange	100.00000
384 Santa Trinita Ave LLC	81-0741455	N/A	DE	Fire Insurance Exchange	100.00000
4345 Hamilton Mill Road, LLC	92-1554532	N/A	DE	Farmers Insurance Exchange	100.00000
475 Riverside Parkway, LLC	92-1590378	N/A	DE	Mid-Century Insurance Company	100.00000
5401 Wiles Road LLC	47-2591947	N/A	FL	Mid-Century Insurance Company	100.00000
600 Riverside Parkway, LLC	81-1746692	N/A	DE	Farmers Insurance Exchange	100.00000
6671-6675 North Macarthur Blvd, LLC	82-4386531	N/A	DE	Mid-Century Insurance Company	100.00000
American Federation Insurance Company	86-0812982	10245	TX	21st Century Insurance Group	100.00000
American Pacific Insurance Company, Inc.	13-3953213	10805	HI	Farmers Insurance Hawaii, Inc.	100.00000
Bristol West Casualty Insurance Company	34-1893500	11034	OH	Coast National Insurance Company	100.00000
Bristol West Holdings, Inc.	13-3994449	N/A	DE	Farmers Insurance Exchange	42.00000
Bristol West Holdings, Inc.	13-3994449	N/A	DE	Fire Insurance Exchange	3.75000
Bristol West Holdings, Inc.	13-3994449	N/A	DE	Truck Insurance Exchange	6.75000
Bristol West Holdings, Inc.	13-3994449	N/A	DE	Mid-Century Insurance Company	47.50000
Bristol West Insurance Company	38-1865162	19658	OH	Coast National Insurance Company	100.00000
Bristol West Insurance Services of California, Inc.	65-0880876	N/A	CA	Bristol West Holdings, Inc.	100.00000
Bristol West Insurance Services, Inc. of Florida	65-0616769	N/A	FL	Bristol West Holdings, Inc.	100.00000
Bristol West Preferred Insurance Company	86-1174452	12774	MI	Bristol West Holdings, Inc.	100.00000
BWIS of Nevada, Inc.	65-0919338	N/A	NV	Bristol West Holdings, Inc.	100.00000
Civic Property and Casualty Company	95-4528269	10315	CA	Fire Insurance Exchange	80.00000
Civic Property and Casualty Company	95-4528269	10315	CA	Truck Insurance Exchange	20.00000
Coast National General Agency, Inc.	76-0543593	N/A	TX	Bristol West Holdings, Inc.	100.00000
Coast National Holding Company	33-0246699	N/A	CA	Bristol West Holdings, Inc.	100.00000
Coast National Insurance Company	33-0246701	25089	CA	Coast National Holding Company	100.00000
Economy Fire & Casualty Company	36-1022580	22926	IL	Farmers Property and Casualty Insurance Company	100.00000
Economy Preferred Insurance Company	36-3027848	38067	IL	Economy Fire & Casualty Company	100.00000
Economy Premier Assurance Company	36-3105737	40649	IL	Economy Fire & Casualty Company	100.00000
Exact Property and Casualty Company	95-4528266	10318	CA	Fire Insurance Exchange	80.00000
Exact Property and Casualty Company	95-4528266	10318	CA	Truck Insurance Exchange	20.00000
Farmers Casualty Insurance Company	50-0393243	40169	RI	Farmers Property and Casualty Insurance Company	100.00000
Farmers Direct Property and Casualty Insurance Company	23-1903575	25321	RI	Farmers Property and Casualty Insurance Company	100.00000
Farmers Financial Solutions, LLC	77-0530616	N/A	NV	FFS Holding, LLC	100.00000
Farmers General Insurance Agency, Inc.	95-3003951	N/A	RI	Farmers Property and Casualty Insurance Company	100.00000
Farmers Group Property and Casualty Insurance Company	13-2915260	34339	RI	Farmers Property and Casualty Insurance Company	100.00000
Farmers Insurance Company of Arizona	95-2626387	21598	AZ	Farmers Insurance Exchange	70.00000
Farmers Insurance Company of Arizona	95-2626387	21598	AZ	Truck Insurance Exchange	20.00000
Farmers Insurance Company of Arizona	95-2626387	21598	AZ	Fire Insurance Exchange	10.00000
Farmers Insurance Company of Idaho	95-2626385	21601	ID	Farmers Insurance Exchange	80.00000
Farmers Insurance Company of Idaho	95-2626385	21601	ID	Fire Insurance Exchange	6.70000
Farmers Insurance Company of Idaho	95-2626385	21601	ID	Truck Insurance Exchange	13.30000
Farmers Insurance Company of Oregon	95-2655893	21636	OR	Farmers Insurance Exchange	80.00000
Farmers Insurance Company of Oregon	95-2655893	21636	OR	Truck Insurance Exchange	20.00000
Farmers Insurance Company of Washington	95-2655894	21644	WA	Fire Insurance Exchange	80.00000
Farmers Insurance Company of Washington	95-2655894	21644	WA	Truck Insurance Exchange	20.00000
Farmers Insurance Company, Inc.	48-0609012	21628	KS	Farmers Insurance Exchange	90.00000
Farmers Insurance Company, Inc.	48-0609012	21628	KS	Fire Insurance Exchange	10.00000
Farmers Insurance Exchange	95-2575893	21652	CA	Interinsurance Exchange (See Note 1)	
Farmers Insurance Hawaii, Inc.	22-2640040	28487	HI	Mid-Century Insurance Company	100.00000
Farmers Insurance of Columbus, Inc.	31-0956373	36889	OH	Farmers Insurance Exchange	100.00000
Farmers Lloyds, Inc.	05-0476998	N/A	TX	Farmers Property and Casualty Insurance Company	100.00000
Farmers Lloyds Insurance Company of Texas	75-2483187	13938	TX	Farmers Lloyds, Inc. (see Note 10)	
Farmers New Century Insurance Company	36-4165395	10806	IL	Illinois Farmers Insurance Company	100.00000
Farmers Property and Casualty Insurance Company	13-2725441	26298	RI	Farmers Insurance Exchange	80.00000
Farmers Property and Casualty Insurance Company	13-2725441	26298	RI	Truck Insurance Exchange	10.00000
Farmers Property and Casualty Insurance Company	13-2725441	26298	RI	Fire Insurance Exchange	10.00000
Farmers Services Insurance Agency	95-6048990	N/A	CA	Truck Insurance Exchange	100.00000
Farmers Specialty Insurance Company	59-2326047	43699	MI	Foremost Insurance Company Grand Rapids, Michigan	100.00000
Farmers Texas County Mutual Insurance Company	74-1067657	24392	TX	County Mutual Company (See Note 2)	
FCOA, LLC	27-0342907	N/A	DE	Foremost Insurance Company Grand Rapids, Michigan	100.00000
FFS Holding, LLC	77-0530617	N/A	NV	Mid-Century Insurance Company	100.00000
Fire Insurance Exchange	95-6235715	21660	CA	Interinsurance Exchange (See Note 3)	
Foremost County Mutual Insurance Company	38-1721730	29254	TX	County Mutual Company (See Note 4)	
Foremost Express Insurance Agency, Inc.	38-2505922	N/A	MI	FCOA, LLC	100.00000
Foremost Insurance Company Grand Rapids, Michigan	38-1407533	11185	MI	Farmers Insurance Exchange	80.00000
Foremost Insurance Company Grand Rapids, Michigan	38-1407533	11185	MI	Fire Insurance Exchange	10.00000
Foremost Insurance Company Grand Rapids, Michigan	38-1407533	11185	MI	Truck Insurance Exchange	10.00000
Foremost Lloyds of Texas	75-1779175	41688	TX	Lloyds Company (See Note 5)	
Foremost Property and Casualty Insurance Company	35-1604635	11800	MI	Foremost Insurance Company Grand Rapids, Michigan	100.00000
Foremost Signature Insurance Company	38-2430150	41513	MI	Foremost Insurance Company Grand Rapids, Michigan	100.00000
GP, LLC	65-1142050	N/A	DE	Bristol West Holdings, Inc.	100.00000
Hawaii Insurance Consultants, Ltd.	99-0083322	N/A	HI	Mid-Century Insurance Company	100.00000
Illinois Farmers Insurance Company	36-2661515	21679	IL	Farmers Insurance Exchange	100.00000
Insurance Data Systems, G.P.	65-0881673	N/A	FL	Bristol West Holdings, Inc.	99.90000
Insurance Data Systems, G.P.	65-0881673	N/A	FL	GP, LLC	0.10000
Kraft Lake Insurance Agency, Inc.	38-2336672	N/A	MI	FCOA, LLC	100.00000
MC Maple Tree, LLC	85-2377860	N/A	DE	Mid-Century Insurance Company	100.00000
Mid-Century Insurance Company	95-6016640	21687	CA	Farmers Insurance Exchange	80.00000
Mid-Century Insurance Company	95-6016640	21687	CA	Fire Insurance Exchange	10.00000
Mid-Century Insurance Company	95-6016640	21687	CA	Truck Insurance Exchange	10.00000
Mid-Century Insurance Company of Texas	74-2448744	28673	TX	Farmers Insurance Exchange	100.00000
Neighborhood Spirit Property and Casualty Company	95-4528264	10317	CA	Fire Insurance Exchange	80.00000
Neighborhood Spirit Property and Casualty Company	95-4528264	10317	CA	Truck Insurance Exchange	20.00000
Security National Insurance Company	65-0109120	33120	FL	Bristol West Holdings, Inc.	100.00000

**SCHEDULE Y - INFORMATION CONCERNING ACTIVITIES OF INSURER
MEMBERS OF FARMERS INSURANCE GROUP
PART 1 - ORGANIZATIONAL CHART**

Company	FEIN	NAIC	Domiciled	Ownership	%
Texas Farmers Insurance Company	94-1663548	21695	TX	Farmers Insurance Exchange	86.28000
Texas Farmers Insurance Company	94-1663548	21695	TX	Mid Century Insurance Company	13.72000
Toggle Insurance Company	13-3551577	44245	DE	Mid-Century Insurance Company	100.00000
Toggle Services, LLC	83-3256280	N/A	DE	Toggle Insurance Company	100.00000
Truck Insurance Exchange	95-2575892	21709	CA	Interinsurance Exchange (See Note 6)	
Western Star Insurance Services, Inc.	74-1593853	N/A	TX	FCOA, LLC	100.00000

The following are Zurich Insurance Group entities within NAIC Group Code "0212" and are not included in Farmers Insurance Group within NAIC Group Code "0069"

**SCHEDULE Y - INFORMATION CONCERNING ACTIVITIES OF INSURER
MEMBERS OF ZURICH INSURANCE GROUP
PART 1 - ORGANIZATIONAL CHART**

Company	FEIN	NAIC	Domiciled	Ownership	%
3PZ Holdings, LLC	88-2246655	N/A	DE	ZSF/Dallas Tower LLC	63.77000
Access Franchise Management Limited		N/A	GBR	Zurich Assurance Ltd	100.00000
ACN 000 141 051 Ltd.		N/A	AUS	Zurich Financial Services Australia Limited	100.00000
Afterland Limited		N/A	GBR	Zurich Assurance Ltd	100.00000
AG Haus der Wirtschaft		N/A	CHE	Zurich Versicherungs-Gesellschaft AG	8.16327
Allied Dunbar Assurance plc		N/A	GBR	Zurich Financial Services (UKISA) Nominees Limited	100.00000
Allied Dunbar Financial Services Limited		N/A	GBR	Allied Dunbar Assurance plc	100.00000
Allied Dunbar Provident plc		N/A	GBR	Allied Dunbar Assurance plc	100.00000
Allied Zurich Holdings Limited		N/A	JEY	Zurich Versicherungs-Gesellschaft AG	100.00000
Allied Zurich Limited		N/A	GBR	Zurich Insurance Group Ltd.	100.00000
American Guarantee and Liability Insurance Company	36-6071400	26247	NY	Zurich American Insurance Company	100.00000
American Zurich Insurance Company	36-3141762	40142	IL	Steadfast Insurance Company	100.00000
Applyhere Pty Ltd		N/A	AUS	Davidson Trahaire Holding Pty Ltd	100.00000
Ashdale Land and Property Company Limited		N/A	GBR	Zurich Insurance plc	100.00000
Asistbras S/A Assistência ao Viajante		N/A	BRA	Travel Ace Internacional de Servicios S.A.	65.00000
Assistance Online (China) Co Ltd		N/A	CHN	Assistancee Online Pte. Ltd	100.00000
Assistancee Online HK Ltd		N/A	HKG	Assistancee Online HK Ltd	0.00000
Assistancee Online HK Ltd		N/A	HKG	Assistancee Online Pte. Ltd	100.00000
Assistancee Online Pte. Ltd		N/A	SGP	Customer Care Assistance Pty Ltd	100.00000
ASTIS Holdings Limited		N/A	AUS	Cover-More Finance Pty Limited	100.00000
Aust Office 1, LLC	36-4851720	N/A	DE	Zurich American Insurance Company	100.00000
autoSense AG		N/A	CHE	Zürich Versicherungs-Gesellschaft AG	33.33000
Ballykilliane Holdings Limited		N/A	IRL	Zurich Insurance plc	100.00000
Bansabadell Pensiones, E.G.F.P, S.A.		N/A	ESP	Zurich Vida, Compañía de Seguros y Reaseguros, S.A. - Societ	50.00000
Bansabadell Seguros Generales, S.A. de Seguros y Reaseguros		N/A	ESP	Zurich Versicherungs-Gesellschaft AG	50.00000
Bansabadell Servicios Auxiliares De Seguros, S.L.		N/A	ESP	Bansabadell Seguros Generales, S.A. de Seguros y Reaseguros	100.00000
Bansabadell Vida S.A. de Seguros y Reaseguros		N/A	ESP	Zurich Vida, Compañía de Seguros y Reaseguros, S.A. - Societ	50.00000
Benefit Finance Partners, L.L.C.		N/A	DE	Zurich Benefit Finance LLC	50.00000
BFP Securities LLC	13-4097988	N/A	DE	Benefit Finance Partners, L.L.C.	100.00000
Bloomington Office LP		N/A	DE	Zurich Structured Finance, Inc.	99.00000
Bloomington Office MGP Manager, Inc		N/A	DE	Zurich Structured Finance, Inc.	100.00000
Bloomington Office MGP, LLC		N/A	DE	Bloomington Office MGP Manager, Inc	1.00000
Bloomington Office MGP, LLC		N/A	DE	Zurich Structured Finance, Inc.	99.00000
Blue Insurance Australia Pty Ltd		N/A	AUS	Blue Insurance Limited	100.00000
Blue Insurance Limited		N/A	IRL	Cover-More Australia Pty Ltd	97.61000
Blue Marble Capital L.P.		N/A	BMU	Blue Marble Micro Limited	100.00000
Blue Marble Micro Limited		N/A	GBR	Zürich Versicherungs-Gesellschaft AG	100.00000
Blue Marble Microinsurance, Inc.		N/A	DE	Blue Marble Micro Limited	100.00000
Boldoni 3 S.r.l		N/A	ITA	Zurich Investments Life S.p.A.	100.00000
Bonus Pensionskassen Aktiengesellschaft		N/A	AUT	Zurich Versicherungs-Aktiengesellschaft	87.50000
BONUS Vorsorgekasse AG		N/A	AUT	Zurich Versicherungs-Aktiengesellschaft	50.00000
BOS Apt 1, LLC	47-2289489	N/A	DE	Zurich American Insurance Company	100.00000
BOS Apt 2, LLC	47-2445859	N/A	DE	Zurich American Insurance Company	100.00000
BOS Office 3, LLC	47-2483669	N/A	DE	Farmers New World Life Insurance Company	100.00000
BOS Office 4, LLC	37-1849541	N/A	DE	Zurich American Insurance Company	100.00000
BOS Retail 1, LLC	47-4684158	N/A	DE	Zurich American Insurance Company	100.00000
Boxx Cyber Services Middle East Ltd		N/A	ARE	Boxx Insurance Inc.	100.00000
Boxx Insurance Inc.		N/A	CAN	Zürich Versicherungs-Gesellschaft AG	33.33333
Boxx Insurance LLC	87-3332812	N/A	FL	Boxx Insurance Inc.	100.00000
Boxx Services PTE Limited		N/A	SGP	Boxx Insurance Inc.	100.00000
Bright Box Europe S.A.		N/A	CHE	Bright Box HK Limited	100.00000
Bright Box HK Limited		N/A	CHN	Zürich Versicherungs-Gesellschaft AG	100.00000
Bright Box Hungary KFT		N/A	HUN	Bright Box HK Limited	100.00000
Bristlecourt Limited		N/A	GBR	Zurich Assurance Ltd	100.00000
brokerbusiness.ch AG		N/A	CHE	Zürich Versicherungs-Gesellschaft AG	25.00000
Cayley Aviation Ltd.		N/A	BMU	Zurich Insurance Company Ltd, Bermuda Branch	100.00000
Celta Assistance SL		N/A	ESP	Universal Assistance S.A.	100.00000
Centre Group Holdings (U.S.) Limited	13-4038482	N/A	DE	Zurich Structured Finance, Inc.	100.00000
Centre Insurance Company	13-2653231	34649	DE	Centre Solutions (U.S.) Limited	100.00000
Centre Life Insurance Company	04-1589940	80896	MA	Centre Solutions (U.S.) Limited	100.00000
Centre Reinsurance (U.S.) Limited	AA-3190673	N/A	BMU	Centre Group Holdings (U.S.) Limited	100.00000
Centre Solutions (Bermuda) Limited		N/A	BMU	Zurich Finance Company Ltd	100.00000
Centre Solutions (U.S.) Limited	AA-3190822	N/A	BMU	Centre Group Holdings (U.S.) Limited	100.00000
Charlotte Industrial 2, LLC	32-0616217	N/A	DE	Farmers New World Life Insurance Company	100.00000
Charlotte Industrial 3, LLC	88-0601732	N/A	DE	Farmers New World Life Insurance Company	100.00000
Charlotte Office 1, LLC	30-1113235	N/A	DE	Zurich American Insurance Company	100.00000
CHI APT 1, LLC	38-3988749	N/A	DE	Zurich American Insurance Company	100.00000
CHI IND 1, LLC	47-4429730	N/A	DE	Farmers New World Life Insurance Company	100.00000
CHI IND 6, LLC	87-2430690	N/A	DE	Farmers New World Life Insurance Company	100.00000
Chilena Consolidada Seguros de Vida S.A.		N/A	CHL	Inversiones Suizo Chilena S.A.	98.97703
Chilena Consolidada Seguros Generales S.A.	AA-2280100	N/A	CHL	Chilena Consolidada Seguros de Vida S.A.	7.40525
Chilena Consolidada Seguros Generales S.A.	AA-2280100	N/A	CHL	Inversiones Suizo Chilena S.A.	82.73165
COFITEM-COFIMUR		N/A	FRA	Zurich Versicherungs-Gesellschaft AG	12.40521
Colonial American Casualty and Surety Company	52-1096670	34347	IL	Fidelity and Deposit Company of Maryland	100.00000
Concisa Vorsorgeberatung und Management AG		N/A	AUT	Bonus Pensionskassen Aktiengesellschaft	100.00000
Concourse Skelmersdale Limited		N/A	GBR	Zurich Financial Services (UKISA) Limited	100.00000
Cover-More (NZ) Limited		N/A	NZL	Cover-More Australia Pty Ltd	100.00000
Cover-More Asia Pte. Ltd		N/A	SGP	Travel Assist Pty Limited	100.00000
Cover-More Australia Pty Ltd		N/A	AUS	Cover-More Holdings Pty Ltd	100.00000
Cover-More Finance Pty Limited		N/A	AUS	Cover-More Group Limited	100.00000
Cover-More Group Limited		N/A	AUS	Zurich Travel Solutions Pty Limited	100.00000
Cover-More Holdings Pty Ltd		N/A	AUS	Travel Assist Pty Limited	100.00000
Cover-More Holdings USA Inc.		N/A	DE	Travel Assist Pty Limited	100.00000
Cover-More Inc.		N/A	DE	Cover-More Holdings USA Inc.	100.00000
Cover-More Insurance Services Limited		N/A	GBR	Cover-More Australia Pty Ltd	100.00000
Cover-More Insurance Services Pty Ltd		N/A	AUS	Travel Assist Pty Limited	100.00000
CREC (Bloomington) Lender, LLC		N/A	DE	Zurich Structured Finance, Inc.	0.00000
CREC (Dallas) Lender, LLC	87-4778868	N/A	DE	Zurich Structured Finance, Inc.	100.00000
CREC (Durham), LLC		N/A	DE	Zurich Structured Finance, Inc.	100.00000
CREC (Hagerstown) Lender, LLC		N/A	DE	Zurich Structured Finance, Inc.	100.00000
CREC (Hagerstown) Owner, LLC		N/A	MD	Zurich Structured Finance, Inc.	0.00000
CREC (Las Vegas), LLC		N/A	DE	Zurich Structured Finance, Inc.	100.00000
CREC (Sioux Falls) Lender, LLC		N/A	DE	Zurich Structured Finance, Inc.	100.00000
CREC (Sioux Falls) Owner, LLC		N/A	DE	Zurich Structured Finance, Inc.	100.00000
CREC (Sioux Falls), LLC		N/A	DE	Zurich Structured Finance, Inc.	100.00000
Customer Care Assistance Pty Ltd		N/A	AUS	Customer Care Holdings Pty Ltd	100.00000
Customer Care Holdings Pty Ltd		N/A	AUS	Travel Assist Pty Limited	100.00000
Customer Care Pty Ltd		N/A	AUS	Customer Care Holdings Pty Ltd	100.00000
DA Deutsche Allgemeine Versicherung Aktiengesellschaft		N/A	DEU	Zürich Beteiligungs-Aktiengesellschaft (Deutschland)	100.00000
Dallas Office MGP Manager, Inc.		N/A	DE	Zurich Structured Finance, Inc.	100.00000
Dallas Office MGP, LLC		N/A	DE	Dallas Office MGP Manager, Inc.	1.00000
Dallas Office MGP, LLC		N/A	DE	Zurich Structured Finance, Inc.	99.00000

**SCHEDULE Y - INFORMATION CONCERNING ACTIVITIES OF INSURER
MEMBERS OF ZURICH INSURANCE GROUP
PART 1 - ORGANIZATIONAL CHART**

Company	FEIN	NAIC	Domiciled	Ownership	%
Dallas Tower LP		N/A	DE	Zurich Structured Finance, Inc.	99.00000
Davidson Trahaire Corpsych (Singapore) Pte. Limited		N/A	SGP	DTC Bidco Pty Ltd	100.00000
Davidson Trahaire Corpsych Pty Ltd		N/A	AUS	Applyhere Pty Ltd	35.00000
Davidson Trahaire Corpsych Pty Ltd		N/A	AUS	Davidson Trahaire Holding Pty Ltd	65.00000
Davidson Trahaire Holding Pty Ltd		N/A	AUS	DTC Australia Pty Ltd	100.00000
DB Vita S.A.		N/A	LUX	Deutscher Herold Aktiengesellschaft	25.00000
DC Retail 1, LLC	82-2833981	N/A	DE	Farmers New World Life Insurance Company	100.00000
DEN Industrial 1, LLC	84-3610066	N/A	DE	Farmers New World Life Insurance Company	100.00000
DEN Industrial 2, LLC		N/A	DE	Zurich American Insurance Company	100.00000
Dentolo Deutschland GmbH		N/A	DEU	Zürich Beteiligungs-Aktiengesellschaft (Deutschland)	100.00000
Derimed S.A.		N/A	ARG	Zürich Versicherungs-Gesellschaft AG	100.00000
Deutsche Zurich Pensiones, Entidad Gestora de Fondos de Pens		N/A	ESP	Zurich Vida, Compañía de Seguros y Reaseguros, S.A. - Socied	50.00000
Deutscher Herold Aktiengesellschaft		N/A	DEU	Zurich Beteiligungs-Aktiengesellschaft (Deutschland)	79.82639
Deutscher Pensionsfonds Aktiengesellschaft		N/A	DEU	Deutscher Herold Aktiengesellschaft	74.90000
Deutsches Institut für Altersvorsorge GmbH		N/A	DEU	Deutscher Herold Aktiengesellschaft	22.00000
DIG GmbH		N/A	DEU	Digital Insurance Group B.V.	100.00000
DTC Australia Pty Ltd		N/A	AUS	DTC Bidco Pty Ltd	100.00000
DTC Bidco Pty Ltd		N/A	AUS	DTC Holdco Pty Ltd	100.00000
DTC Holdco Pty Ltd		N/A	AUS	ASTIS Holdings Limited	100.00000
DTC NZ Bidco Limited		N/A	NZL	DTC Bidco Pty Ltd	100.00000
Dunbar Assets Ireland		N/A	IRL	ZCM Asset Holding Company (Bermuda) Limited	0.00000
Dunbar Assets Ireland		N/A	IRL	Zurich Finance Company Ltd	0.03664
Dunbar Assets plc		N/A	GBR	Dunbar Assets Ireland	100.00000
Dusfal S.A.		N/A	URY	Zürich Versicherungs-Gesellschaft AG	100.00000
Eagle Star (Leasing) Limited		N/A	GBR	Zurich Assurance Ltd	100.00000
Eagle Star European Life Assurance Company Limited		N/A	IRL	Zurich Life Assurance plc	100.00000
Eagle Star Group Services Limited		N/A	GBR	Eagle Star Holdings Limited	100.00000
Eagle Star Holding Company of Ireland		N/A	IRL	Zurich Assurance Ltd	0.00100
Eagle Star Holding Company of Ireland		N/A	IRL	Zurich Assurance Ltd	99.99900
Eagle Star Holdings Limited		N/A	GBR	Zurich Financial Services (UKISA) Limited	100.00000
Eagle Star Securities Limited		N/A	GBR	Zurich Insurance plc	100.00000
EcoHub AG		N/A	CHE	Zürich Versicherungs-Gesellschaft AG	6.16371
Edilspettacolo SRL		N/A	ITA	Zurich Insurance Company Ltd - Rappresentanza Generale per I	35.71233
Empire Fire and Marine Insurance Company	47-6022701	21326	IL	Zurich American Insurance Company	100.00000
Empire Indemnity Insurance Company	73-6091717	21334	OK	Zurich American Insurance Company	100.00000
Employee Services Limited		N/A	GBR	Allied Dunbar Financial Services Limited	100.00000
Endsleigh Financial Services Limited		N/A	GBR	Zurich Holdings (UK) Limited	100.00000
Endsleigh Pension Trustee Limited		N/A	GBR	Zurich Holdings (UK) Limited	100.00000
Eritage S.A.		N/A	URY	Zürich Versicherungs-Gesellschaft AG	100.00000
ES Plympton Nominee 1 Limited		N/A	GBR	Zurich Assurance Ltd	100.00000
ES Plympton Nominee 2 Limited		N/A	GBR	Zurich Assurance Ltd	100.00000
Euclid KY Annex, LP		N/A	DE	Zurich Structured Finance, Inc.	99.00000
Euclid Office LP		N/A	DE	Zurich Structured Finance, Inc.	99.00000
Euclid Warehouses LP		N/A	DE	Zurich Structured Finance, Inc.	99.00000
Euroamérica Administradora General de Fondos S.A		N/A	CHL	Chilena Consolidada Seguros de Vida S.A.	100.00000
Extremus Versicherung-Aktiengesellschaft		N/A	DEU	Zurich Insurance plc Niederlassung für Deutschland	5.00000
Farmers Family Fund	45-3561769	N/A	CA	Farmers Group, Inc.	100.00000
Farmers Group, Inc.	95-0725935	N/A	NV	Zurich Insurance Group Ltd.	12.10000
Farmers Group, Inc.	95-0725935	N/A	NV	Zurich Versicherungs-Gesellschaft AG	87.90000
Farmers Life Insurance Company of New York	46-4261000	N/A	NY	Farmers New World Life Insurance Company	100.00000
Farmers New World Life Insurance Company	91-0335750	63177	WA	Farmers Group, Inc.	100.00000
Farmers Reinsurance Company	95-4650862	10873	CA	Farmers Group, Inc.	100.00000
Farmers Services Corporation		N/A	NV	Farmers Group, Inc.	100.00000
Farmers Underwriters Association		N/A	CA	Farmers Group, Inc.	100.00000
Fidelity and Deposit Company of Maryland	13-3046577	39306	IL	Zurich American Insurance Company	100.00000
FIG Holding Company		N/A	CA	Farmers Group, Inc.	100.00000
FIG Leasing Co., Inc.		N/A	CA	Farmers Group, Inc.	100.00000
Fire Underwriters Association	95-2670247	N/A	CA	Farmers Group, Inc.	100.00000
Fitsense Insurance Services Pty Ltd		N/A	AUS	Travel Assist Pty Limited	100.00000
Futuro de Bolivia S.A. Administradora de Fondos de Pensiones		N/A	BOL	Zurich Boliviana Seguros Personales S.A.	8.42193
Futuro de Bolivia S.A. Administradora de Fondos de Pensiones		N/A	BOL	Zurich South America Invest AB	71.57801
FX Insurance Agency Hawaii, LLC	83-1572480	N/A	HI	FIG Leasing Co., Inc.	100.00000
FX Insurance Agency, LLC	35-2281892	N/A	DE	FIG Leasing Co., Inc.	100.00000
General Surety & Guarantee Co Limited		N/A	GBR	Zurich Insurance Company (U.K.) Limited	100.00000
Groewood Property Holdings Limited		N/A	GBR	Eagle Star Holdings Limited	100.00000
H4B Humboldtthafen Einheitsgesellschaft GmbH&Co.KG		N/A	DEU	REX-ZDHL S.C.S. SICAV-SIF	94.90000
Halo Holdco Limited		N/A	GBR	Cover-More Australia Pty Ltd	100.00000
Halo Holdco Limited		N/A	GBR	Zürich Versicherungs-Gesellschaft AG	0.00000
Halo Insurance Services Limited		N/A	GBR	Halo Holdco Limited	100.00000
Halo Insurance Services Pty Ltd		N/A	AUS	Halo Insurance Services Limited	100.00000
Hawkcentral Limited		N/A	GBR	Zurich Assurance Ltd	100.00000
Healthinsite Proprietary Limited		N/A	ZAF	Zürich Versicherungs-Gesellschaft AG	100.00000
Healthlogix Pty Ltd		N/A	AUS	Insite Holdings Pty Ltd	100.00000
Healthlogix Tecnologia Eireli		N/A	BRA	Healthlogix Pty Ltd	100.00000
Herengracht Investments B.V		N/A	DEU	RE Curve Holding B.V.	100.00000
HOU IND 1, LLC	46-2975161	N/A	DE	Zurich American Insurance Company	100.00000
HOU IND 2, LLC	46-2984834	N/A	DE	Zurich American Insurance Company	100.00000
HOU IND 3, LLC		N/A	DE	Zurich American Insurance Company	100.00000
Independence Center Realty L.P.		N/A	DE	Philadelphia Investor, LLC	89.00000
INNATE, Inc.		N/A	DC	Cover-More Holdings USA Inc.	100.00000
Insite Holdings Pty Ltd		N/A	AUS	Zürich Versicherungs-Gesellschaft AG	100.00000
INTEGRA Versicherungsdienst GmbH		N/A	AUT	Zurich Versicherungs-Aktiengesellschaft	100.00000
Intelligent Technologies OÜ		N/A	EST	Zürich Versicherungs-Gesellschaft AG	100.00000
International Travel Assistance S.A.		N/A	PAN	Zürich Versicherungs-Gesellschaft AG	55.00000
Inversiones Suizo Chilena S.A.		N/A	CHL	Inversiones Suizo-Argentina S.A.	0.00100
Inversiones Suizo Chilena S.A.		N/A	CHL	Zurich Versicherungs-Gesellschaft AG	99.99900
Inversiones Suizo-Argentina S.A.		N/A	ARG	Zurich Lebensversicherungs-Gesellschaft AG	5.00400
Inversiones Suizo-Argentina S.A.		N/A	ARG	Zurich Versicherungs-Gesellschaft AG	94.99600
Inversiones ZS America Dos Limitada		N/A	CHL	Inversiones ZS America SpA	100.00000
Inversiones ZS America SpA		N/A	CHL	Zurich Santander Insurance America, S.L.	100.00000
Inversiones ZS America Tres SpA		N/A	CHL	Zurich Santander Insurance America, S.L.	100.00000
Irish National Insurance Company p.l.c.		N/A	IRL	Zurich Insurance plc	99.99999
Isis S.A.		N/A	ARG	Inversiones Suizo-Argentina S.A.	60.50140
Isis S.A.		N/A	ARG	Zurich Versicherungs-Gesellschaft AG	39.49860
Kansas City Office LP		N/A	DE	Zurich Structured Finance, Inc.	99.00000
Kansas Office MGP Manager, Inc.		N/A	DE	Zurich Structured Finance, Inc.	100.00000
Kansas Office MGP, LLC		N/A	DE	Kansas Office MGP Manager, Inc.	1.00000
Kansas Office MGP, LLC		N/A	DE	Zurich Structured Finance, Inc.	99.00000
Karvat Cover-More Assist. Pvt Ltd.		N/A	IND	Cover-More Asia Pte. Ltd	100.00000
Kennet Road 1 UK Limited		N/A	GBR	Zurich Assurance Ltd	100.00000
Kennet Road 2 UK Limited		N/A	GBR	Zurich Assurance Ltd	100.00000
Klare Corredora de Seguros S.A.		N/A	CHL	Zurich Insurance Mobile Solutions AG	49.90000

**SCHEDULE Y - INFORMATION CONCERNING ACTIVITIES OF INSURER
MEMBERS OF ZURICH INSURANCE GROUP
PART 1 - ORGANIZATIONAL CHART**

Company	FEIN	NAIC	Domiciled	Ownership	%
Knip (Deutschland) GmbH		N/A	DEU	Knip AG	100.00000
Knip AG		N/A	CHE	Digital Insurance Group B.V.	98.88000
Komparu B.V.		N/A	NLD	Digital Insurance Group B.V.	100.00000
Kono Insurance Limited		N/A	HKG	Zurich Versicherungs-Gesellschaft AG	100.00000
LA Apt. 1, LLC	88-1615240	N/A	DE	Zurich American Insurance Company	100.00000
LA Industrial 1, LLC	36-4877375	N/A	DE	Zurich American Insurance Company	100.00000
La Industrial 2, LLC	85-3842785	N/A	DE	Farmers New World Life Insurance Company	100.00000
LA Industrial 4, LLC	88-3063378	N/A	DE	Zurich American Insurance Company	100.00000
LA Retail 1 LLC	47-1325180	N/A	DE	Zurich American Insurance Company	100.00000
Manon Vision Co., Ltd.		N/A	THA	Centre Solutions (Bermuda) Limited	0.00057
Manon Vision Co., Ltd.		N/A	THA	Zurich Finance Company Ltd	0.00066
Manon Vision Co., Ltd.		N/A	THA	Zurich Versicherungs-Gesellschaft AG	99.99877
MEATPACKING B.V.		N/A	NLD	Rock Inne Vastgoed B.V.	100.00000
Medidata AG		N/A	CHE	Zurich Versicherungs-Gesellschaft AG	8.85180
MI Administrators, LLC		N/A	DE	FIG Leasing Co., Inc.	100.00000
MIAMI INDUSTRIAL 1, LLC	30-0947450	N/A	DE	Zurich American Insurance Company	100.00000
Miami Industrial 2, LLC	81-3346909	N/A	DE	Farmers New World Life Insurance Company	100.00000
Miami Office 2, LLC	38-4002060	N/A	DE	Zurich American Insurance Company	100.00000
MIAMI OFFICE 3, LLC	35-2567170	N/A	DE	Zurich American Insurance Company	100.00000
Miami Retail 1, LLC	61-1852255	N/A	DE	Zurich American Insurance Company	100.00000
Minas Brasil Promotora de Servicos S/A		N/A	BRA	Zurich Minas Brasil Seguros S.A.	100.00000
Minerva Science Limited		N/A	GBR	Project Policy Bidco Limited	100.00000
MSP APT 1, LLC	30-1003542	N/A	DE	Zurich American Insurance Company	100.00000
My Policy Limited		N/A	GBR	Project Policy Bidco Limited	100.00000
Nashville Apt. 1, LLC	87-1630047	N/A	DE	Zurich American Insurance Company	0.00000
Nashville Office 1, LLC	30-1004249	N/A	DE	Zurich American Insurance Company	100.00000
Navigators and General Insurance Company Limited		N/A	GBR	Zurich Insurance plc	100.00000
Nearheath Limited		N/A	GBR	Zurich Assurance Ltd	100.00000
NY Industrial 1, LLC	30-1071415	N/A	DE	Zurich American Insurance Company	100.00000
Oak Underwriting plc		N/A	GBR	Zurich Holdings (UK) Limited	100.00000
OnePath General Insurance Pty Limited		N/A	AUS	Zurich Financial Services Australia Limited	100.00000
OnePath Life Australia Holdings Pty Ltd		N/A	AUS	Zurich Financial Services Australia Limited	100.00000
OnePath Life Limited		N/A	AUS	OnePath Life Australia Holdings Pty Ltd	100.00000
Orange Stone Company		N/A	IRL	Zurich Finance Company AG	100.00000
Orion Rechtsschutz-Versicherung AG		N/A	CHE	Zurich Versicherungs-Gesellschaft AG	78.00000
Parcelgate Limited		N/A	GBR	Zurich Assurance Ltd	100.00000
Perils AG		N/A	CHE	Zurich Versicherungs-Gesellschaft AG	11.11111
Perunsel S.A.		N/A	URY	Zürich Versicherungs-Gesellschaft AG	60.00000
PFS Pension Fund Services AG		N/A	CHE	Zürich Versicherungs-Gesellschaft AG	18.43333
Philly Office 1, LLC	35-2553880	N/A	DE	Zurich American Insurance Company	100.00000
Philly Office Land, LLC	87-1553300	N/A	DE	Zurich American Insurance Company	100.00000
POR Apt 1, LLC	47-1392591	N/A	DE	Zurich American Insurance Company	100.00000
POR Apt 2, LLC	47-4067157	N/A	DE	Zurich American Insurance Company	100.00000
Prime Corporate Psychology Pty Ltd		N/A	AUS	DTC Bidco Pty Ltd	100.00000
Project Policy Bidco Limited		N/A	GBR	Zürich Versicherungs-Gesellschaft AG	20.00000
Protektor Lebensversicherungs-AG		N/A	DEU	Zurich Deutscher Herold Lebensversicherung Aktiengesellschaft	5.15838
PT Asuransi Adira Dinamika Tbk		N/A	IDN	Zürich Versicherungs-Gesellschaft AG	98.48794
PT Zurich Insurance Indonesia	AA-5360007	N/A	IDN	Zürich Rückversicherungs-Gesellschaft AG	1.56878
PT Zurich Insurance Indonesia	AA-5360007	N/A	IDN	Zurich Versicherungs-Gesellschaft AG	97.09134
PT Zurich Topas Life		N/A	IDN	Zurich Versicherungs-Gesellschaft AG	80.00000
Qover		N/A	BEL	Zürich Versicherungs-Gesellschaft AG	21.26000
R3 FL Holdings, LLC		N/A	FL	Fidelity and Deposit Company of Maryland	100.00000
Raleigh Office 2, LLC	88-3031830	N/A	DE	Farmers New World Life Insurance Company	100.00000
Raleigh/Durham Offices, L.P.		N/A	DE	Zurich Structured Finance, Inc.	99.00000
RE Curve Holding B.V.		N/A	DEU	Zurich Deutscher Herold Lebensversicherung Aktiengesellschaft	100.00000
Real Garant Espana S.L.		N/A	ESP	Real Garant GmbH Garantiesysteme	100.00000
Real Garant GmbH Garantiesysteme		N/A	DEU	Real Garant Versicherung Aktiengesellschaft	100.00000
Real Garant Versicherung Aktiengesellschaft		N/A	DEU	Zurich Beteiligungs-Aktiengesellschaft (Deutschland)	100.00000
Research Triangle MGP Manager, Inc.		N/A	DE	Zurich Structured Finance, Inc.	100.00000
Research Triangle Office MGP, LLC		N/A	DE	Research Triangle MGP Manager, Inc.	1.00000
Research Triangle Office MGP, LLC		N/A	DE	Zurich Structured Finance, Inc.	99.00000
REX Baume S.C.I		N/A	FRA	REX Holding France	100.00000
REX Holding France		N/A	FRA	REX OPPCI Fonds	100.00000
REX Holding S.a.r.l.		N/A	LUX	REX-ZDHL S.C.S. SICAV-SIF	100.00000
REX Mauchamps		N/A	FRA	REX Holding France	100.00000
REX Vilette		N/A	FRA	REX Holding France	0.00000
REX-Aurea-ZDHL S.C.S.		N/A	LUX	REX-ZDHL GP S.à r.l.	100.00000
REX-De Baak B.V.		N/A	NLD	REX Holding S.à r.l.	100.00000
REX-Germany-ZDHL S.C.S		N/A	LUX	REX-ZDHL S.C.S. SICAV-SIF	95.24000
REX-Humboldthafen Verwaltungs GmbH		N/A	DEU	REX-ZDHL S.C.S. SICAV-SIF	100.00000
Rex-Spain-ZDHL S.L.		N/A	ESP	Zurich Deutscher Herold Lebensversicherung Aktiengesellschaft	100.00000
REX-The East S.à r.l		N/A	LUX	REX-ZDHL S.C.S. SICAV-SIF	94.80000
REX-ZDHL GP S.a.r.l.		N/A	LUX	Zurich Deutscher Herold Lebensversicherung Aktiengesellschaft	100.00000
REX-ZDHL S.C.S. SICAV-SIF		N/A	LUX	Zurich Deutscher Herold Lebensversicherung Aktiengesellschaft	100.00000
Rock Inne Vastgoed B.V.		N/A	NLD	REX Holding S.à r.l.	100.00000
Rokin 21 B.V.		N/A	NLD	Roxana Vastgoed B.V.	100.00000
Rokin 49 B.V.		N/A	NLD	Rock Inne Vastgoed B.V.	100.00000
Roxana Vastgoed B.V.		N/A	NLD	REX Holding S.à r.l.	100.00000
Rural Community Insurance Company	41-1375004	39039	MN	Zurich American Insurance Company	100.00000
San Diego Retail 1, LLC	61-1791237	N/A	DE	Zurich American Insurance Company	100.00000
Santander Rio Seguros S.A.		N/A	ARG	Inversiones ZS America SpA	4.00000
Santander Rio Seguros S.A.		N/A	ARG	Zurich Santander Insurance America, S.L.	96.00000
Santander Seguros Sociedad Anónima		N/A	URY	Zurich Santander Insurance America, S.L.	100.00000
Saudi National Insurance Company		N/A	BHR	Zurich Insurance Company Ltd (Bahrain Branch)	5.00000
SEA APARTMENT 2, LLC	46-3060914	N/A	DE	Zurich American Insurance Company	100.00000
Serviaide, S.A. - Sociedad Unipersonal		N/A	ESP	AIDE Asistencia Seguros y Reaseguros, S.A. - Sociedad Uniper	100.00000
Servizurich S.A. - Sociedad Unipersonal		N/A	ESP	Zurich Insurance plc. Sucursal en Espana	100.00000
SF Apt 1, LLC	47-1153493	N/A	DE	Zurich American Insurance Company	100.00000
SpearTip International, LLC		N/A	IL	SpearTip, LLC	100.00000
SpearTip, LLC		N/A	IL	Zurich Holding Company of America, Inc.	100.00000
Special Insurance Services, Inc.	75-2195089	N/A	IL	Zurich American Insurance Company	100.00000
Speigelhof Vastgoed B.V.		N/A	DEU	RE Curve Holding B.V.	100.00000
Springboard Health and Performance Pty Ltd		N/A	AUS	DTC Bidco Pty Ltd	100.00000
Springworks International AB		N/A	SWE	autoSense AG	50.00000
Steadfast Insurance Company	52-0981481	26387	IL	Zurich American Insurance Company	100.00000
Steadfast Santa Clarita Holdings LLC		N/A	DE	Steadfast Insurance Company	100.00000
Stratos Limited		N/A	NZL	DTC NZ Bidco Limited	100.00000
Swiss Insurance Management (Hong Kong) Limited		N/A	HKG	Zurich Services (Hong Kong) Limited	0.49505
Swiss Insurance Management (Hong Kong) Limited		N/A	HKG	Zurich Insurance Holdings (Hong Kong) Limited	99.50495
TDG Tele Dienste GmbH		N/A	DEU	Zurich Beteiligungs-Aktiengesellschaft (Deutschland)	100.00000
Tennyson Insurance Limited		N/A	GBR	Zurich Holdings (UK) Limited	100.00000
The Liverpool Reversionary Company Limited		N/A	GBR	Zurich Legacy Solutions Services (UK) Limited	100.00000

**SCHEDULE Y - INFORMATION CONCERNING ACTIVITIES OF INSURER
MEMBERS OF ZURICH INSURANCE GROUP
PART 1 - ORGANIZATIONAL CHART**

Company	FEIN	NAIC	Domiciled	Ownership	%
The Zurich Services Corporation	36-3839542	N/A	IL	Zurich Holding Company of America, Inc.	100.00000
TopReport Schadenbeschichtungs GmbH		N/A	AUT	Zurich Versicherungs-Aktiengesellschaft	14.28571
Travel Ace Chile S.A.		N/A	CHL	Travel Ace Internacional de Servicios S.A.	1.00000
Travel Ace Chile S.A.		N/A	CHL	Zürich Versicherungs-Gesellschaft AG	99.00000
Travel Ace Internacional de Servicios S.A.		N/A	URY	Zürich Versicherungs-Gesellschaft AG	100.00000
Travel Assist Pty Limited		N/A	AUS	ASTIS Holdings Limited	100.00000
Travel Insurance Partners Pty Ltd		N/A	AUS	Travel Assist Pty Limited	100.00000
Travel Insurance Services Canada Inc.		N/A	CAN	World Travel Protection Canada Inc.	100.00000
Travelex Insurance Services Limited		N/A	DE	Cover-More Holdings USA Inc.	100.00000
Truck Underwriters Association	95-2670330	N/A	CA	Farmers Group, Inc.	100.00000
Turegum Immobilien AG		N/A	CHE	Zurich Versicherungs-Gesellschaft AG	100.00000
UA Assistance S.A. de C.V.		N/A	MEX	Travel Ace Internacional de Servicios S.A.	0.00000
UA Assistance S.A. de C.V.		N/A	MEX	Zürich Versicherungs-Gesellschaft AG	100.00000
Universal Assistance Asistencia Ao Viajante Ltda		N/A	BRA	Perunsel S.A.	0.00000
Universal Assistance S.A.		N/A	ARG	World Wide Assistance S.A.	92.71000
Universal Assistance S.A.		N/A	ARG	Zürich Versicherungs-Gesellschaft AG	7.29000
Universal Assistance S.A.		N/A	URY	Zürich Versicherungs-Gesellschaft AG	100.00000
Universal Travel Assistance S.A.S.		N/A	COL	Zürich Versicherungs-Gesellschaft AG	100.00000
Universal Underwriters Insurance Company	43-1249228	41181	IL	Zurich American Insurance Company	100.00000
Universal Underwriters of Texas Insurance Company	36-3139101	40843	IL	Universal Underwriters Insurance Company	100.00000
Universal Underwriters Service Corporation	43-1269296	N/A	MO	Zurich Holding Company of America, Inc.	100.00000
Universal Assistance Inc.		N/A	FL	Universal Assistance S.A.	0.00000
Vehicle Dealer Solutions, Inc.	26-1282208	N/A	FL	Zurich Holding Company of America, Inc.	100.00000
Winchester Land, LLC		N/A	FL	R3 FL Holdings, LLC	100.00000
Winn-Dixie MGP Manager, Inc.		N/A	DE	Zurich Structured Finance, Inc.	100.00000
Wohnen H3B Humboldthafen GmbH&Co.KG		N/A	DEU	REX-ZDHL S.C.S. SICAV-SIF	94.90000
World Travel Protection Canada Inc.		N/A	CAN	Zurich Canadian Holdings Limited	100.00000
World Wide Assistance S.A.		N/A	ARG	Zürich Versicherungs-Gesellschaft AG	100.00000
Wrightway Underwriting Limited		N/A	IRL	Ballykilliane Holdings Limited	100.00000
Z flex Gesellschaft für Personaldienstleistungen mbH		N/A	DEU	Zurich Beteiligungs-Aktiengesellschaft (Deutschland)	100.00000
ZCM (U.S.) Limited		N/A	DE	Zurich Finance Company Ltd	100.00000
ZCM Asset Holding Company (Bermuda) Limited		N/A	BMU	Zurich Finance Company Ltd	100.00000
ZFUS Services, LLC	20-5900744	N/A	DE	Zurich Holding Company of America, Inc.	100.00000
ZGEE14 Limited		N/A	GBR	Zurich Legacy Solutions Services (UK) Limited	100.00000
ZIREF Holdco 1 SARL		N/A	LUX	Zurich Investments Life S.p.A.	100.00000
ZLS Aseguradora de Colombia S.A		N/A	COL	Zürich Lebensversicherungs-Gesellschaft AG	4.43000
ZLS Aseguradora de Colombia S.A		N/A	COL	Zürich Versicherungs-Gesellschaft AG	95.00000
ZNA Services, LLC	02-0802795	N/A	DE	ZFUS Services, LLC	100.00000
ZPC Capital Limited		N/A	GBR	Zurich Holdings (UK) Limited	100.00000
ZSF / Office KY, LLC		N/A	DE	Euclid Office LP	100.00000
ZSF / Office NV, LLC		N/A	DE	Euclid Office LP	100.00000
ZSF / Office NY, LLC		N/A	DE	Euclid Office LP	100.00000
ZSF KY Annex, LLC		N/A	DE	Euclid KY Annex, LP	100.00000
ZSF/Bloomington, LLC		N/A	DE	Bloomington Office LP	100.00000
ZSF/C1 MGP Manager, Inc		N/A	DE	Zurich Structured Finance, Inc.	100.00000
ZSF/C1 MGP, LLC		N/A	DE	ZSF/C1 MGP Manager, Inc	1.00000
ZSF/C1 MGP, LLC		N/A	DE	Zurich Structured Finance, Inc.	99.00000
ZSF/C2 MGP Manager, Inc		N/A	DE	Zurich Structured Finance, Inc.	100.00000
ZSF/C2 MGP, LLC		N/A	DE	ZSF/CF2 MGP Manager, Inc.	1.00000
ZSF/C2 MGP, LLC		N/A	DE	Zurich Structured Finance, Inc.	99.00000
ZSF/Dallas Tower, LLC		N/A	DE	Dallas Tower LP	100.00000
ZSF/Kansas, LLC		N/A	DE	Kansas City Office LP	100.00000
ZSF/Land Parcels LLC		N/A	DE	Zurich Structured Finance, Inc.	100.00000
ZSF/Research Gateway, LLC		N/A	DE	Raleigh/Durham Offices, L.P.	100.00000
ZSF/WD Fitzgerald, LLC		N/A	DE	Euclid Warehouses LP	100.00000
ZSF/WD Hammond, LLC		N/A	DE	Euclid Warehouses LP	100.00000
ZSF/WD Jacksonville, LLC		N/A	DE	Euclid Warehouses LP	100.00000
ZSF/WD Opa Locka, LLC		N/A	DE	Euclid Warehouses LP	100.00000
ZSFH LLC	36-3096373	N/A	DE	Zurich Holding Company of America, Inc.	100.00000
ZSG Kfz-ZulassungsservicegesmbH		N/A	AUT	Zurich Versicherungs-Aktiengesellschaft	33.33333
Zurich - Companhia de Seguros Vida S.A.		N/A	PRT	Zurich Finanz-Gesellschaft AG	0.00100
Zurich - Companhia de Seguros Vida S.A.		N/A	PRT	Zurich Investments Life S.p.A.	0.00100
Zurich - Companhia de Seguros Vida S.A.		N/A	PRT	Zurich Lebensversicherungs-Gesellschaft AG	99.99600
Zurich - Companhia de Seguros Vida S.A.		N/A	PRT	Zurich Versicherungs-Gesellschaft AG	0.00100
Zurich - Companhia de Seguros Vida S.A.		N/A	PRT	Zurich Vida, Companhia de Seguros y Reaseguros, S.A. - Sociad	0.00100
Zurich (Scotland) Limited Partnership		N/A	GBR	Zurich General Partner (Scotland) Ltd	100.00000
Zurich Advice Network Limited		N/A	GBR	Allied Dunbar Assurance plc	100.00000
Zurich AFIN Mexico, S.A. DE C.V.		N/A	MEX	Zurich Compania de Sefuros, S.A.	0.00200
Zurich AFIN Mexico, S.A. DE C.V.		N/A	MEX	Zurich Versicherungs-Gesellschaft AG	99.99800
Zurich Agency Services Inc.	04-3126497	N/A	MA	Zurich Holding Company of America, Inc.	100.00000
Zurich Alternative Asset Management, LLC	86-1164252	N/A	DE	Zurich Holding Company of America, Inc.	100.00000
Zurich America Latina Serviços Brasil Ltda.		N/A	BRA	Zurich Lebensversicherungs-Gesellschaft AG	0.01000
Zurich America Latina Serviços Brasil Ltda.		N/A	BRA	Zurich Versicherungs-Gesellschaft AG	99.99000
Zurich American Insurance Company	36-4233459	16535	NY	Zurich Holding Company of America, Inc.	100.00000
Zurich American Insurance Company of Illinois	36-2781080	27855	IL	American Zurich Insurance Company	100.00000
Zurich American Life Insurance Company	36-3050975	90557	IL	Zurich Holding Company of America, Inc.	100.00000
Zurich American Life Insurance Company of New York	27-4746162	14178	NY	Zurich American Life Insurance Company.	100.00000
Zurich Argentina Cia. de Seguros S.A.		N/A	ARG	Inversiones Suizo-Argentina S.A.	55.46140
Zurich Argentina Cia. de Seguros S.A.	AA-2130022	N/A	ARG	Zurich Versicherungs-Gesellschaft AG	44.53611
Zurich Argentina Compania de Seguros de Retiro S.A.	AA-2130022	N/A	ARG	Zurich Argentina Cia. de Seguros S.A.	46.64193
Zurich Argentina Compania de Seguros de Retiro S.A.		N/A	ARG	Zurich Versicherungs-Gesellschaft AG	53.35807
Zurich Aseguradora Argentina S.A.		N/A	ARG	Zürich Versicherungs-Gesellschaft AG	99.90000
Zurich Aseguradora Mexicana, S.A. de C.V.		N/A	MEX	Zürich Lebensversicherungs-Gesellschaft AG	0.00000
Zurich Aseguradora Mexicana, S.A. de C.V.		N/A	MEX	Zürich Versicherungs-Gesellschaft AG	100.00000
Zurich Asset Management Gerente de Fondos Comunes de Inversi		N/A	ARG	Inversiones Suizo-Argentina S.A.	89.99990
Zurich Asset Management Gerente de Fondos Comunes de Inversi		N/A	ARG	Isis S.A.	10.00010
Zurich Assurance Ltd		N/A	GBR	Eagle Star Holdings Limited	100.00000
Zurich Assure Australia Pty Limited		N/A	AUS	Zurich Financial Services Australia Limited	100.00000
Zurich Australia Limited		N/A	AUS	Zurich Financial Services Australia Limited	100.00000
Zurich Australian Insurance Limited	AA-1930995	N/A	AUS	Zurich Financial Services Australia Limited	100.00000
Zurich Australian Insurance Properties Pty Limited		N/A	AUS	Zurich Australia Limited	40.00000
Zurich Australian Insurance Properties Pty Limited		N/A	AUS	Zurich Australian Insurance Limited	60.00000
Zurich Australian Property Holdings Pty Ltd		N/A	AUS	Zürich Versicherungs-Gesellschaft AG	100.00000
Zurich Bank International Limited		N/A	GBR	Dunbar Assets Ireland	100.00000
Zurich Benefit Finance LLC	13-4186554	N/A	DE	Zurich Holding Company of America, Inc.	100.00000
Zurich Beteiligungs-Aktiengesellschaft (Deutschland)		N/A	DEU	Zurich IT Service AG Niederlassung für Deutschland	82.61672
Zurich Beteiligungs-Aktiengesellschaft (Deutschland)		N/A	DEU	Zurich Leben Service AG Niederlassung für Deutschland	17.38328
Zurich Brasil Capitalizacao S.A		N/A	BRA	Zurich Versicherungs-Gesellschaft AG	100.00000
Zurich Brasil Companhia de Seguros		N/A	BRA	Zurich Minas Brasil Seguros S.A.	100.00000
Zurich Building Control Services Limited		N/A	GBR	Zurich Holdings (UK) Limited	100.00000
Zurich Canadian Holdings Limited		N/A	CAN	Zurich Insurance Company Ltd, Canadian Branch	68.81942
Zurich Canadian Holdings Limited		N/A	CAN	Zurich Versicherungs-Gesellschaft AG	31.18058

**SCHEDULE Y - INFORMATION CONCERNING ACTIVITIES OF INSURER
MEMBERS OF ZURICH INSURANCE GROUP
PART 1 - ORGANIZATIONAL CHART**

Company	FEIN	NAIC	Domiciled	Ownership	%
Zurich Commercial Services (Europe) GmbH		N/A	DEU	Zürich Beteiligungs-Aktiengesellschaft (Deutschland)	100.00000
Zurich Community Trust (UK) Limited		N/A	GBR	Zurich Financial Services (UKISA) Limited	50.00000
Zurich Community Trust (UK) Limited		N/A	GBR	Zurich Financial Services (UKISA) Nominees Limited	50.00000
Zurich Compania de Reaseguros Argentina S.A.		N/A	ARG	Inversiones Suizo-Argentina S.A.	95.00000
Zurich Compania de Reaseguros Argentina S.A.		N/A	ARG	Zurich Versicherungs-Gesellschaft AG	5.00000
Zurich Compañía de Seguros, S.A.		N/A	MEX	Zurich Versicherungs-Gesellschaft AG	99.88280
Zurich Corredora de Bolsa S.A.		N/A	CHL	Inversiones Suizo Chilena S.A.	99.00030
Zurich Corredora de Bolsa S.A.		N/A	CHL	Zurich Investments Chile S.A.	0.99970
Zurich Customer Active Management, d.o.o.		N/A	SVN	Zürich Versicherungs-Gesellschaft AG	100.00000
Zurich CZI Management Holding Ltd.	36-4412924	N/A	DE	Zurich Global Investment Management Inc.	100.00000
Zurich Deutscher Herold Lebensversicherung Aktiengesellschaft		N/A	DEU	Deutscher Herold Aktiengesellschaft	67.54030
Zurich Deutscher Herold Lebensversicherung Aktiengesellschaft		N/A	DEU	Zurich Beteiligungs-Aktiengesellschaft (Deutschland)	32.45970
Zurich E&S Insurance Brokerage, Inc.	95-4773780	N/A	CA	Zurich American Insurance Company	100.00000
Zurich Employment Services Limited		N/A	GBR	Zurich Financial Services (UKISA) Limited	100.00000
Zurich Engineering Inspection Services Ireland Limited		N/A	IRL	Zurich Insurance plc	100.00000
Zurich Eurolife S.A.		N/A	LUX	Zurich Lebensversicherungs-Gesellschaft AG	90.00000
Zurich Eurolife S.A.		N/A	LUX	Zurich Versicherungs-Gesellschaft AG	10.00000
Zurich F&I Reinsurance T&C Limited	AA-0053640	N/A	TCA	Universal Underwriters Service Corporation	99.99950
Zurich F&I Reinsurance T&C Limited	AA-0053640	N/A	TCA	Zurich Agency Services Inc.	0.00050
Zurich Fianzas Mexico, S.A.DE C.V.		N/A	MEX	Zurich Versicherungs-Gesellschaft AG	100.00000
Zurich Finance (Australia) Limited		N/A	AUS	Zürich Versicherungs-Gesellschaft AG	100.00000
Zurich Finance (Ireland) DAC		N/A	IRL	Zürich Versicherungs-Gesellschaft AG	100.00000
Zurich Finance (UK) plc		N/A	GBR	Zurich Financial Services (UKISA) Limited	99.99800
Zurich Finance (UK) plc		N/A	GBR	Zurich Financial Services (UKISA) Nominees Limited	0.00200
Zurich Finance Company Ltd		N/A	CHE	Zurich Versicherungs-Gesellschaft AG	100.00000
Zurich Financial Services (Isle of Man) Group Services Limit		N/A	GBR	Zurich Versicherungs-Gesellschaft AG	100.00000
Zurich Financial Services (Isle of Man) Holdings Limited		N/A	GBR	Zurich Versicherungs-Gesellschaft AG	100.00000
Zurich Financial Services (Isle of Man) Insurance Manager Lt		N/A	GBR	Zurich Versicherungs-Gesellschaft AG	100.00000
Zurich Financial Services (UKISA) Limited		N/A	GBR	Allied Zurich Holdings Limited	90.31559
Zurich Financial Services (UKISA) Limited		N/A	GBR	Zurich Insurance plc	9.68441
Zurich Financial Services (UKISA) Nominees Limited		N/A	GBR	Zurich Financial Services (UKISA) Limited	100.00000
Zurich Financial Services Australia Limited	AA-1930995	N/A	AUS	Zurich Versicherungs-Gesellschaft AG	100.00000
Zurich Financial Services EUB Holdings Limited		N/A	IRL	Zurich Ins Group	0.08333
Zurich Financial Services EUB Holdings Limited		N/A	IRL	Zurich Insurance Group Ltd.	99.91667
Zurich Financial Services UK Pension Trustee Limited		N/A	GBR	Zurich Financial Services (UKISA) Limited	99.00000
Zurich Finanz-Gesellschaft AG		N/A	CHE	Zurich Versicherungs-Gesellschaft AG	100.00000
Zurich General Insurance (Hong Kong) Limited		N/A	HKG	Zurich Insurance Company Ltd, Hong Kong Branch	100.00000
Zurich General Insurance Company (China) Limited		N/A	CHN	Zurich Versicherungs-Gesellschaft AG	100.00000
Zurich General Insurance Malaysia Berhad		N/A	MYS	Zürich Versicherungs-Gesellschaft AG	100.00000
Zurich General Partner (Scotland) Ltd		N/A	GBR	Allied Zurich Holdings Limited	100.00000
Zurich General Takaful Malaysia Berhad		N/A	MYS	Zurich Holdings Malaysia Berhad	100.00000
Zurich GL Servicios Mexico, S.A. de C.V.		N/A	MEX	Zurich Compañía de Seguros, S.A.	5.00000
Zurich GL Servicios Mexico, S.A. de C.V.		N/A	MEX	Zurich Vida, Compañía de Seguros, S.A.	95.00000
Zurich Global Corporate UK Limited		N/A	GBR	Zurich Holdings (UK) Limited	100.00000
Zurich Global Investment Management Inc.	04-3729755	N/A	DE	Zurich Holding Company of America, Inc.	100.00000
Zurich Global, Ltd.	AA-3190947	N/A	BMU	Zurich Holding Company of America, Inc.	100.00000
Zurich Global Ventures MGA Solutions (SA)		N/A	BEL	Zürich Versicherungs-Gesellschaft AG	100.00000
Zurich Group Pension Services (UK) Ltd		N/A	GBR	Zurich Assurance Ltd	100.00000
Zurich GSG Limited		N/A	GBR	Zurich GSH Limited	100.00000
Zurich GSH Limited		N/A	GBR	Zurich Holdings (UK) Limited	100.00000
Zurich Holding Company of America, Inc.	36-3096373	N/A	DE	Zurich Versicherungs-Gesellschaft AG	100.00000
Zurich Holding Ireland Limited		N/A	IRL	Zurich Versicherungs-Gesellschaft AG	100.00000
Zurich Holdings (UK) Limited		N/A	GBR	Zurich Versicherungs-Gesellschaft AG	100.00000
Zurich Immobilien (Deutschland) AG & Co. KG		N/A	DEU	Zurich Immobilien-treuhand (Deutschland) GmbH	0.00000
Zurich Immobilien Liegenschafts-verwaltungs-GesmbH		N/A	AUT	Zurich Versicherungs-Gesellschaft AG	100.00000
Zurich Immobilien-treuhand (Deutschland) GmbH		N/A	DEU	Zurich Deutscher Herold Lebensversicherung Aktiengesellschaft	100.00000
Zurich Insurance Company (U.K.) Limited		N/A	GBR	Zurich Versicherungs-Gesellschaft AG	100.00000
Zurich Insurance Company Escritorio de Representacao no Bras		N/A	BRA	Zurich Versicherungs-Gesellschaft AG	100.00000
Zurich Insurance Company Ltd., Representative Office Buenos Aires		N/A	ARG	Zurich Versicherungs-Gesellschaft AG	100.00000
Zurich Insurance Group Ltd.		N/A	CHE	Board of Directors	
Zurich Insurance Holdings (Hong Kong) Limited		N/A	HKG	Zurich Versicherungs-Gesellschaft AG	100.00000
Zurich Insurance Malaysia Berhad		N/A	MYS	Zurich Versicherungs-Gesellschaft AG	100.00000
Zurich Insurance plc	AA-1780059	N/A	IRL	Zurich Beteiligungs-Aktiengesellschaft (Deutschland)	25.07428
Zurich Insurance plc	AA-1780059	N/A	IRL	Zurich Holding Ireland Limited	70.40509
Zurich Insurance plc	AA-1780059	N/A	IRL	Zurich Insurance Company Ltd - Rappresentanza Generale per I	4.52063
Zurich Insurance plc, Representative Office Buenos Aires		N/A	ARG	Zurich Insurance plc	100.00000
Zurich Intermediary Group Limited		N/A	GBR	Zurich Financial Services (UKISA) Limited	99.99900
Zurich Intermediary Group Limited		N/A	GBR	Zurich Financial Services (UKISA) Nominees Limited	0.00100
Zurich International (UK) Limited	AA-1120018	N/A	GBR	Zurich Holdings (UK) Limited	100.00000
Zurich International Life Limited		N/A	GBR	Zurich Versicherungs-Gesellschaft AG	100.00000
Zurich International Pensions Administration Limited		N/A	IMN	Zurich International Life Limited	100.00000
Zurich Invest AG		N/A	CHE	Zurich Versicherungs-Gesellschaft AG	100.00000
Zurich Invest ICAV		N/A	IRL	Zurich Invest AG	50.00000
Zurich Invest ICAV		N/A	IRL	Zürich Versicherungs-Gesellschaft AG	50.00000
Zurich Investment Management Limited		N/A	AUS	Zurich Australia Limited	100.00000
Zurich Investment Services Limited		N/A	BMU	Zurich Finance Company Ltd	100.00000
Zurich Investments Life S.p.A.		N/A	ITA	Zurich Insurance Company Ltd - Rappresentanza Generale per I	100.00000
ZURICH IRELAND MASTER TRUSTEE DESIGNATED ACTIVITY COMPANY		N/A	IRL	Zurich Life Assurance plc	100.00000
Zurich Italy S.p.A.		N/A	ITA	Zürich Versicherungs-Gesellschaft AG	100.00000
Zurich JVCompany Servicios Mexico, S.A. DE C.V.		N/A	MEX	Zurich Santander Seguros Mexico, S.A.	99.99800
Zurich JVCompany Servicios Mexico, S.A. DE C.V.		N/A	MEX	Zurich Vida, Compañía de Seguros, S.A.	0.00200
Zurich Kunden Center GmbH		N/A	DEU	Zurich Beteiligungs-Aktiengesellschaft (Deutschland)	100.00000
Zurich Latin America Corporation	26-0530367	N/A	FL	Zurich Holding Company of America, Inc.	100.00000
Zurich Latin America Holding S.L. - Sociedad Unipersonal		N/A	ESP	Zurich Lebensversicherungs-Gesellschaft AG	100.00000
Zurich Latin American Services S.A.		N/A	ARG	Inversiones Suizo-Argentina S.A.	6.32000
Zurich Latin American Services S.A.		N/A	ARG	Zurich Versicherungs-Gesellschaft AG	93.68000
Zurich Lebensversicherungs-Gesellschaft AG		N/A	CHE	Zurich Versicherungs-Gesellschaft AG	100.00000
Zurich Legacy Solutions Services (UK) Limited		N/A	GBR	Zurich Versicherungs-Gesellschaft AG	100.00000
Zurich Life Assurance plc		N/A	IRL	Zurich Holding Ireland Limited	100.00000
Zurich Life Insurance (Hong Kong) Limited		N/A	HKG	Zürich Versicherungs-Gesellschaft AG	100.00000
Zurich Life Insurance Company Ltd., Representative office Buenos Aires		N/A	ARG	Zurich Lebensversicherungs-Gesellschaft AG	100.00000
Zurich Life Preparatory Japan Co. Ltd.		N/A	JPN	Zürich Lebensversicherungs-Gesellschaft AG	100.00000
Zurich LiveWell Services and Solutions AG		N/A	CHE	Zürich Versicherungs-Gesellschaft AG	100.00000
Zurich Management (Bermuda) Ltd		N/A	BMU	Zurich Versicherungs-Gesellschaft AG	100.00000
Zurich Management Services Limited		N/A	GBR	Zurich Holdings (UK) Limited	100.00000
Zurich Minas Brasil Seguros S.A.		N/A	BRA	Zurich Versicherungs-Gesellschaft AG	100.00000
Zurich Pension Trustees Ireland Limited		N/A	IRL	Zurich Insurance plc	50.00000
Zurich Pension Trustees Ireland Limited		N/A	IRL	Zurich Trustee Services Limited	50.00000
Zurich Pension Trustees Limited		N/A	GBR	Zurich Assurance Ltd	100.00000
Zurich Pensions Management Limited		N/A	GBR	Allied Dunbar Assurance plc	100.00000
Zurich Pensionskassen-Beratung AG		N/A	CHE	Zurich Lebensversicherungs-Gesellschaft AG	100.00000
Zurich Professional Limited		N/A	GBR	Zurich Holdings (UK) Limited	100.00000

**SCHEDULE Y - INFORMATION CONCERNING ACTIVITIES OF INSURER
MEMBERS OF ZURICH INSURANCE GROUP
PART 1 - ORGANIZATIONAL CHART**

Company	FEIN	NAIC	Domiciled	Ownership	%
Zurich Project Finance (UK) Limited		N/A	GBR	Zürich Versicherungs-Gesellschaft AG	100.00000
Zurich Properties Pty Limited		N/A	AUS	Zurich Australia Limited	40.00056
Zurich Properties Pty Limited		N/A	AUS	Zurich Australian Insurance Limited	59.99944
Zurich Property Services Malaysia Sdn Bhd		N/A	MYS	Zurich Versicherungs-Gesellschaft AG	100.00000
Zurich Realty, Inc.	30-0165071	N/A	MD	Zurich Holding Company of America, Inc.	100.00000
Zurich Rechtsschutz-Schadenservice GmbH		N/A	DEU	Zurich Beteiligungs-Aktiengesellschaft (Deutschland)	100.00000
Zurich Resseguradora Brasil S.A.		N/A	BRA	Zurich Lebensversicherungs-Gesellschaft AG	0.00100
Zurich Resseguradora Brasil S.A.		N/A	BRA	Zurich Versicherungs-Gesellschaft AG	99.99900
Zurich Risk Management Services (India) Private Limited		N/A	IND	Zürich Rückversicherungs-Gesellschaft AG	1.00000
Zurich Risk Management Services (India) Private Limited		N/A	IND	Zurich Versicherungs-Gesellschaft AG	99.00000
Zurich Ruckversicherungs-Gesellschaft AG		N/A	CHE	Zurich Versicherungs-Gesellschaft AG	100.00000
Zurich Sander Vermögensverwaltungs AG (Deutschland)		N/A	DEU	Zürich Beteiligungs-Aktiengesellschaft (Deutschland)	32.46000
Zurich Sander Vermögensverwaltungs AG (Deutschland)		N/A	DEU	Deutscher Herold Aktiengesellschaft	67.54000
Zurich Santander Brasil Odonto LTDA.		N/A	BRA	Zurich Santander Brasil Seguros e Previdência S.A.	99.00000
Zurich Santander Brasil Odonto LTDA.		N/A	BRA	Zurich Santander Brasil Seguros S.A.	1.00000
Zurich Santander Brasil Seguros e Previdência S.A.		N/A	BRA	Zurich Latin America Holding S.L. - Sociedad Unipersonal	0.22007
Zurich Santander Brasil Seguros e Previdência S.A.		N/A	BRA	Zurich Santander Holding (Spain), S.L.	99.56848
Zurich Santander Brasil Seguros S.A.		N/A	BRA	Zurich Santander Brasil Seguros e Previdência S.A.	100.00000
Zurich Santander Holding (Spain), S.L.		N/A	ESP	Zurich Santander Insurance America, S.L.	100.00000
Zurich Santander Holding Dos (Spain), S.L.		N/A	ESP	Zurich Santander Insurance America, S.L.	100.00000
Zurich Santander Insurance America, S.L.		N/A	ESP	Zurich Latin America Holding S.L. - Sociedad Unipersonal	51.00000
Zurich Santander Seguros Argentina S.A.		N/A	ARG	Inversiones ZS America SpA	4.00000
Zurich Santander Seguros Argentina S.A.		N/A	ARG	Zurich Santander Insurance America, S.L.	96.00000
Zurich Santander Seguros de Vida Chile S.A.		N/A	CHL	Inversiones ZS America Dos Limitada	99.78173
Zurich Santander Seguros de Vida Chile S.A.		N/A	CHL	Inversiones ZS America SpA	0.21827
Zurich Santander Seguros Generales Chile S.A.		N/A	CHL	Inversiones ZS America Dos Limitada	99.50540
Zurich Santander Seguros Generales Chile S.A.		N/A	CHL	Inversiones ZS America SpA	0.49460
Zurich Santander Seguros Mexico, S.A.		N/A	MEX	Inversiones ZS America SpA	0.00053
Zurich Santander Seguros Mexico, S.A.		N/A	MEX	Zurich Santander Insurance America, S.L.	99.99947
Zurich Schweiz Services AG		N/A	CHE	Zürich Versicherungs-Gesellschaft AG	100.00000
Zurich Seguros Ecuador, S.A.		N/A	ECU	Zürich Versicherungs-Gesellschaft AG	100.00000
Zurich Service GmbH		N/A	DEU	Zurich Versicherungs-Aktiengesellschaft	100.00000
Zurich Services (Australia) Pty Limited		N/A	AUS	Zurich Financial Services Australia Limited	100.00000
Zurich Services (Hong Kong) Limited		N/A	HKG	Zurich Insurance Holdings (Hong Kong) Limited	99.99714
Zurich Services (Hong Kong) Limited		N/A	HKG	Zürich Versicherungs-Gesellschaft AG	0.00286
Zurich Services A.I.E.		N/A	ESP	AIDE Asistencia Seguros y Reaseguros, S.A. - Sociedad Uniper	0.00100
Zurich Services A.I.E.		N/A	ESP	Bansabadell Pensiones, E.G.F.P, S.A.	0.00100
Zurich Services A.I.E.		N/A	ESP	Bansabadell Seguros Generales, S.A. de Seguros y Reaseguros	0.00100
Zurich Services A.I.E.		N/A	ESP	Bansabadell Vida S.A. de Seguros y Reaseguros	0.00100
Zurich Services A.I.E.		N/A	ESP	Zurich Insurance plc, Sucursal en Espana	97.18000
Zurich Services A.I.E.		N/A	ESP	Zurich Vida, Compania de Seguros y Reaseguros, S.A. - Societ	2.81600
Zurich Services Company (Pty) Ltd		N/A	AUS	Zürich Versicherungs-Gesellschaft AG	100.00000
Zurich Services US. LLC	35-2546417	N/A	DE	Farmers Group, Inc.	50.00000
Zurich Services US. LLC	35-2546417	N/A	DE	Zurich Holding Company of America, Inc.	50.00000
Zurich Servicios de Mexico, S.A. de. C.V.		N/A	MEX	Zurich Vida, Compania de Seguros, S.A.	90.00000
Zurich Servicios de Mexico, S.A. de. C.V.		N/A	MEX	Zurich, Compania de Seguros, S.A.	10.00000
ZURICH SERVICIOS DIRECTO ESPAÑA, S.L.		N/A	ESP	Zurich Insurance Mobile Solutions AG	100.00000
Zurich Servicios y Soporte México, S.A. de C.V.		N/A	MEX	Zürich Lebensversicherungs-Gesellschaft AG	0.02000
Zurich Servicios y Soporte México, S.A. de C.V.		N/A	MEX	Zürich Versicherungs-Gesellschaft AG	99.98000
Zurich Shared Services S.A.		N/A	CHL	Inversiones Suizo Chilena S.A.	99.98667
Zurich Shared Services S.A.		N/A	CHL	Zurich Investments Chile S.A.	0.01333
Zurich Sigorta A.S.		N/A	TUR	Zurich Versicherungs-Gesellschaft AG	100.00000
Zurich Small Amount and Short Term Insurance Ltd		N/A	JPN	Zürich Versicherungs-Gesellschaft AG	100.00000
Zurich South America Invest AB		N/A	SWE	Zurich Versicherungs-Gesellschaft AG	100.00000
Zurich Specialties London Limited		N/A	GBR	Zurich Holdings (UK) Limited	100.00000
Zurich Structured Finance, Inc.		N/A	DE	Zurich Finance Company Ltd	100.00000
Zurich Takaful Malaysia Berhad (ZTMB)		N/A	MYS	Zurich Versicherungs-Gesellschaft AG	100.00000
Zurich Technical and Consulting Services (Beijing) Co. Ltd.		N/A	CHN	Zurich Insurance Holdings (Hong Kong) Limited	100.00000
Zurich Technical Development (China) Limited		N/A	CHN	Zurich Insurance Holdings (Hong Kong) Limited	100.00000
Zurich Technology Malaysia Sdn Bhd		N/A	MYS	Zurich Technology Services Malaysia Sdn Bhd	100.00000
Zurich Technology Services Malaysia Sdn Bhd		N/A	MYS	Zurich Versicherungs-Gesellschaft AG	100.00000
Zurich Transitional Services Limited		N/A	GBR	Zurich Holdings (UK) Limited	100.00000
Zurich Travel Solutions Pty Limited		N/A	AUS	Zürich Versicherungs-Gesellschaft AG	100.00000
Zurich Treasury Services Limited		N/A	IRL	Zurich Financial Services EUB Holdings Limited	100.00000
Zurich Trustee Services Limited		N/A	IRL	Zurich Life Assurance plc	100.00000
Zurich UK General Employee Services Limited		N/A	GBR	Zurich UK General Services Limited	100.00000
Zurich UK General Services Limited		N/A	GBR	Zurich Holdings (UK) Limited	100.00000
Zurich Versicherungs-Aktiengesellschaft	AA-1220080	N/A	AUT	Zurich Versicherungs-Gesellschaft AG	99.98125
Zurich Versicherungs-Gesellschaft AG	AA-1460190	N/A	CHE	Zurich Insurance Group Ltd.	100.00000
Zurich Vida e Previdencia S.A.		N/A	BRA	Zurich Minas Brasil Seguros S.A,	100.00000
Zurich Vida, Compania de Seguros y Reaseguros, S.A. - Societ	AA-1840022	N/A	ESP	Zurich Lebensversicherungs-Gesellschaft AG	100.00000
Zurich Vida, Compania de Seguros, S.A.	AA-2734111	N/A	MEX	Zurich Versicherungs-Gesellschaft AG	100.00000
Zurich Vorsorge-Beratungs und Vertriebs GmbH (Deutschland)		N/A	DEU	Zürich Beteiligungs-Aktiengesellschaft (Deutschland)	100.00000
Zurich Whiteley Investment Trust Limited		N/A	GBR	Zurich Insurance plc	100.00000
Zurich Whiteley Trust Limited		N/A	GBR	Zurich Whiteley Investment Trust Limited	100.00000
Zurich Workplace Solutions (Middle East) Limited		N/A	ARE	Zurich International Life Limited	100.00000

Note 1: Farmers Insurance Exchange, formed and organized pursuant to California Insurance Code Section 1280, et seq., is owned by its policyholders. Its attorney-in-fact, Farmers Group, Inc., dba Farmers Underwriters Association, which is a subsidiary of Zurich Insurance Group Ltd. (See also Schedule Y, Part 1A)

Note 2: Farmers Texas County Mutual Insurance Company, formed and organized pursuant to Chapter 912 of the Texas Insurance Code, is managed by Farmers Group, Inc., dba Farmers Underwriters Association

Note 3: Fire Insurance Exchange, formed and organized pursuant to California Insurance Code Section 1280, et seq., is owned by its policyholders. Its attorney-in-fact, Fire Underwriters Association, which is a subsidiary of Zurich Insurance Group Ltd. (See also Schedule Y, Part 1A)

Note 4: Foremost County Mutual Insurance Company is a Texas County mutual insurance company managed by Foremost Insurance Company Grand Rapids, Michigan

Note 5: Foremost Lloyds of Texas is a Texas company managed by Foremost Insurance Company Grand Rapids, Michigan.

Note 6: Truck Insurance Exchange, formed and organized pursuant to California Insurance Code Section 1280, et seq., is owned by its policyholders. Its attorney-in-fact, Truck Underwriters Association, which is a subsidiary of Zurich Insurance Group Ltd. (See also Schedule Y, Part 1A)

Note 7: Zurich Insurance Plc operates branches in the following countries: Italy (AA-1364106), Portugal (AA-1820001), Spain (AA-1840150), and United Kingdom (AA-1780059).

Note 8: Zurich Versicherungs-Aktiengesellschaft operates a branch in Germany (AA-1340017)

Note 9: Zurich Versicherungs-Gesellschaft AG also known as Zurich Insurance Company, Ltd operates branches in the following countries: Bermuda (AA-3190825), Canada (AA-1560999), Hong Kong (AA-5324112), Ireland (AA-1780042), Japan (AA-1584115), and Singapore (AA-5760036). It also operates a management entity Alpina International (AA-1460010) in Switzerland.

Note 10: Farmers Lloyds Insurance Company of Texas is a Texas company managed by Farmers Lloyds, Inc.

STATEMENT AS OF SEPTEMBER 30, 2023 OF THE FARMERS INSURANCE EXCHANGE

SCHEDULE Y
PART 1A - DETAIL OF INSURANCE HOLDING COMPANY SYSTEM

1	2	3	4	5	6	7	8	9	10	11	12	13	14	15	16
Group Code	Group Name	NAIC Company Code	ID Number	Federal RSSD	CIK	Name of Securities Exchange if Publicly Traded (U.S. or International)	Names of Parent, Subsidiaries Or Affiliates	Domiciliary Location	Relationship to Reporting Entity	Directly Controlled by (Name of Entity/Person)	Type of Control (Ownership, Board, Management, Attorney-in-Fact, Influence, Other)	If Control is Ownership Provide Percentage	Ultimate Controlling Entity(ies)/Person(s)	Is an SCA Filing Required? (Yes/No)	*
		00000	83-0877980				10433 Ella Blvd, LLC	DE	DS	Mid-Century Insurance Company	Ownership	100.000	Farmers Insurance Exchange	NO	
		00000	82-3606914				11930 Narcoossee Road, LLC	DE	DS	Mid-Century Insurance Company	Ownership	100.000	Farmers Insurance Exchange	NO	
		00000	86-3957205				12225 NE 60th Way, LLC	DE	DS	Truck Insurance Exchange	Ownership	100.000	Farmers Insurance Exchange	NO	
		00000	84-2794277				14001 Rosencrans Avenue, LLC	DE	DS	Farmers Insurance Exchange	Ownership	100.000	Farmers Insurance Exchange	NO	
		00000	81-4674724				145 Great Road, LLC	DE	DS	Mid-Century Insurance Company	Ownership	100.000	Farmers Insurance Exchange	NO	
		00000	47-3820947				17885 Von Karman, LLC	CA	DS	Farmers Insurance Exchange	Ownership	100.000	Farmers Insurance Exchange	NO	
		00000	82-2860816				201 Railroad Ave, LLC	DE	DS	Farmers Insurance Exchange	Ownership	100.000	Farmers Insurance Exchange	NO	
.0069	Farmers Insurance Group	36404	95-4136306				21st Century Casualty Company	CA	DS	21st Century Insurance Group	Ownership	100.000	Farmers Insurance Exchange	NO	
.0069	Farmers Insurance Group	34789	23-2044095				21st Century Centennial Insurance Company	PA	DS	Mid-Century Insurance Company	Ownership	100.000	Farmers Insurance Exchange	NO	
		00000	51-0283170				21st Century Insurance and Financial Services, Inc.	DE	DS	Mid-Century Insurance Company	Ownership	100.000	Farmers Insurance Exchange	YES	
.0069	Farmers Insurance Group	12963	95-2565072				21st Century Insurance Company	CA	DS	21st Century Insurance Group	Ownership	100.000	Farmers Insurance Exchange	NO	
		00000	95-1935264				21st Century Insurance Group	DE	DS	Mid-Century Insurance Company	Ownership	100.000	Farmers Insurance Exchange	YES	
.0069	Farmers Insurance Group	32220	13-3333609				21st Century North America Insurance Company	NY	DS	Mid-Century Insurance Company	Ownership	100.000	Farmers Insurance Exchange	NO	
		10710	13-3922232				21st Century Pinnacle Insurance Company	NJ	DS	21st Century North America Insurance Company	Ownership	100.000	Farmers Insurance Exchange	NO	
.0069	Farmers Insurance Group	20796	22-1721971				21st Century Premier Insurance Company	PA	DS	21st Century Centennial Insurance Company	Ownership	100.000	Farmers Insurance Exchange	NO	
		00000	92-1475501				2475 Mill Center Parkway, LLC	DE	DS	Farmers Insurance Exchange	Ownership	100.000	Farmers Insurance Exchange	NO	
		00000	82-2666461				2501 East Valley Road, LLC	DE	DS	Fire Insurance Exchange	Ownership	100.000	Fire Insurance Exchange	NO	
		00000	92-1508649				280 Riverside Parkway, LLC	DE	DS	Farmers Insurance Exchange	Ownership	100.000	Farmers Insurance Exchange	NO	
		00000	88-4349711				3049 East Washburn Road, LLC	DE	DS	Farmers Insurance Exchange	Ownership	100.000	Farmers Insurance Exchange	NO	
		00000	92-1207495				3195 East Washburn Road, LLC	DE	DS	Farmers Insurance Exchange	Ownership	100.000	Farmers Insurance Exchange	NO	
		00000	81-0741455				384 Santa Trinita Ave LLC	DE	DS	Fire Insurance Exchange	Ownership	100.000	Farmers Insurance Exchange	NO	
		00000	92-1554532				4345 Hamilton Mill Road, LLC	DE	DS	Farmers Insurance Exchange	Ownership	100.000	Farmers Insurance Exchange	NO	
		00000	92-1590378				475 Riverside Parkway, LLC	DE	DS	Mid-Century Insurance Company	Ownership	100.000	Farmers Insurance Exchange	NO	
		00000	47-2591947				5401 Wiles Road LLC	FL	DS	Mid-Century Insurance Company	Ownership	100.000	Farmers Insurance Exchange	NO	
		00000	81-1746692				600 Riverside Parkway, LLC	DE	DS	Farmers Insurance Exchange	Ownership	100.000	Farmers Insurance Exchange	NO	
.0069	Farmers Insurance Group	10245	86-0812982				6671-6675 North Macarthur Blvd, LLC	DE	DS	Mid-Century Insurance Company	Ownership	100.000	Farmers Insurance Exchange	NO	
.0069	Farmers Insurance Group	10805	13-3953213				American Federation Insurance Company	TX	DS	21st Century Insurance Group	Ownership	100.000	Farmers Insurance Exchange	NO	
.0069	Farmers Insurance Group	11034	34-1893500				American Pacific Insurance Company, Inc.	HI	DS	Farmers Insurance Hawaii, Inc.	Ownership	100.000	Farmers Insurance Exchange	NO	
		00000	13-3994449				Bristol West Casualty Insurance Company	OH	DS	Coast National Insurance Company	Ownership	100.000	Farmers Insurance Exchange	NO	
		00000	13-3994449				Bristol West Holdings, Inc.	DE	DS	Farmers Insurance Exchange	Ownership	42.000	Farmers Insurance Exchange	YES	
		00000	13-3994449				Bristol West Holdings, Inc.	DE	DS	Fire Insurance Exchange	Ownership	3.750	Farmers Insurance Exchange	YES	
		00000	13-3994449				Bristol West Holdings, Inc.	DE	DS	Truck Insurance Exchange	Ownership	6.750	Farmers Insurance Exchange	YES	
		00000	13-3994449				Bristol West Holdings, Inc.	DE	DS	Mid-Century Insurance Company	Ownership	47.500	Farmers Insurance Exchange	YES	
.0069	Farmers Insurance Group	19658	38-1865162				Bristol West Insurance Company	OH	DS	Coast National Insurance Company	Ownership	100.000	Farmers Insurance Exchange	NO	
		00000	65-0880876				Bristol West Insurance Services of California, Inc.	CA	DS	Bristol West Holdings, Inc.	Ownership	100.000	Farmers Insurance Exchange	NO	
		00000	65-0616769				Bristol West Insurance Services, Inc. of Florida	FL	DS	Bristol West Holdings, Inc.	Ownership	100.000	Farmers Insurance Exchange	NO	
.0069	Farmers Insurance Group	12774	86-1174452				Bristol West Preferred Insurance Company	MI	DS	Bristol West Holdings, Inc.	Ownership	100.000	Farmers Insurance Exchange	NO	
		00000	65-0919338				BWIS of Nevada, Inc.	NV	DS	Bristol West Holdings, Inc.	Ownership	100.000	Farmers Insurance Exchange	NO	
.0069	Farmers Insurance Group	10315	95-4528269				Civic Property and Casualty Company	CA	IA	Fire Insurance Exchange	Ownership	80.000	Fire Insurance Exchange	NO	
.0069	Farmers Insurance Group	10315	95-4528269				Civic Property and Casualty Company	CA	IA	Truck Insurance Exchange	Ownership	20.000	Fire Insurance Exchange	NO	
		00000	76-0543593				Coast National General Agency, Inc.	TX	DS	Bristol West Holdings, Inc.	Ownership	100.000	Farmers Insurance Exchange	NO	
		00000	33-0246699				Coast National Holding Company	CA	DS	Bristol West Holdings, Inc.	Ownership	100.000	Farmers Insurance Exchange	NO	
.0069	Farmers Insurance Group	25089	33-0246701				Coast National Insurance Company	CA	DS	Coast National Holding Company	Ownership	100.000	Farmers Insurance Exchange	NO	
.0069	Farmers Insurance Group	22926	36-1022580				Economy Fire & Casualty Company	IL	DS	Farmers Property and Casualty Insurance Company	Ownership	100.000	Farmers Insurance Exchange	NO	

STATEMENT AS OF SEPTEMBER 30, 2023 OF THE FARMERS INSURANCE EXCHANGE

SCHEDULE Y

PART 1A - DETAIL OF INSURANCE HOLDING COMPANY SYSTEM

1	2	3	4	5	6	7	8	9	10	11	12	13	14	15	16
Group Code	Group Name	NAIC Company Code	ID Number	Federal RSSD	CIK	Name of Securities Exchange if Publicly Traded (U.S. or International)	Names of Parent, Subsidiaries Or Affiliates	Domi-ciliary Location	Relation-ship to Reporting Entity	Directly Controlled by (Name of Entity/Person)	Type of Control (Ownership, Board, Management, Attorney-in-Fact, Influence, Other)	If Control is Ownership Provide Percentage	Ultimate Controlling Entity(ies)/Person(s)	Is an SCA Filing Re-quired? (Yes/No)	*
.0069	Farmers Insurance Group	38067	36-3027848				Economy Preferred Insurance Company	IL	DS	Economy Fire & Casualty Company	Ownership	100.000	Farmers Insurance Exchange	NO	
.0069	Farmers Insurance Group	40649	36-3105737				Economy Premier Assurance Company	IL	DS	Economy Fire & Casualty Company	Ownership	100.000	Farmers Insurance Exchange	NO	
.0069	Farmers Insurance Group	10318	95-4528266				Exact Property and Casualty Company	CA	IA	Fire Insurance Exchange	Ownership	80.000	Fire Insurance Exchange	NO	
.0069	Farmers Insurance Group	10318	95-4528266				Exact Property and Casualty Company	CA	IA	Truck Insurance Exchange	Ownership	20.000	Fire Insurance Exchange	NO	
.0069	Farmers Insurance Group	40169	05-0393243				Farmers Casualty Insurance Company	RI	DS	Farmers Property and Casualty Insurance Company	Ownership	100.000	Farmers Insurance Exchange	NO	
.0069	Farmers Insurance Group	25321	23-1903575				Farmers Direct Property and Casualty Insurance Company	RI	DS	Farmers Property and Casualty Insurance Company	Ownership	100.000	Farmers Insurance Exchange	NO	
.0069	Farmers Insurance Group	00000	77-0530616				Farmers Financial Solutions, LLC	NV	DS	FFS Holding, LLC	Ownership	100.000	Farmers Insurance Exchange	NO	
.0069	Farmers Insurance Group	00000	95-3003951				Farmers General Insurance Agency, Inc.	RI	DS	Farmers Property and Casualty Insurance Company	Ownership	100.000	Farmers Insurance Exchange	YES	
.0069	Farmers Insurance Group	34339	13-2915260				Farmers Group Property and Casualty Insurance Company	RI	DS	Farmers Property and Casualty Insurance Company	Ownership	100.000	Farmers Insurance Exchange	NO	
.0069	Farmers Insurance Group	21598	95-2626387				Farmers Insurance Company of Arizona	AZ	DS	Farmers Insurance Exchange	Ownership	70.000	Farmers Insurance Exchange	NO	
.0069	Farmers Insurance Group	21598	95-2626387				Farmers Insurance Company of Arizona	AZ	DS	Truck Insurance Exchange	Ownership	20.000	Farmers Insurance Exchange	NO	
.0069	Farmers Insurance Group	21598	95-2626387				Farmers Insurance Company of Arizona	AZ	DS	Fire Insurance Exchange	Ownership	10.000	Farmers Insurance Exchange	NO	
.0069	Farmers Insurance Group	21601	95-2626385				Farmers Insurance Company of Idaho	ID	DS	Farmers Insurance Exchange	Ownership	80.000	Farmers Insurance Exchange	NO	
.0069	Farmers Insurance Group	21601	95-2626385				Farmers Insurance Company of Idaho	ID	DS	Fire Insurance Exchange	Ownership	6.700	Farmers Insurance Exchange	NO	
.0069	Farmers Insurance Group	21601	95-2626385				Farmers Insurance Company of Idaho	ID	DS	Truck Insurance Exchange	Ownership	13.300	Farmers Insurance Exchange	NO	
.0069	Farmers Insurance Group	21636	95-2655893				Farmers Insurance Company of Oregon	OR	DS	Farmers Insurance Exchange	Ownership	80.000	Farmers Insurance Exchange	NO	
.0069	Farmers Insurance Group	21636	95-2655893				Farmers Insurance Company of Oregon	OR	DS	Truck Insurance Exchange	Ownership	20.000	Farmers Insurance Exchange	NO	
.0069	Farmers Insurance Group	21644	95-2655894				Farmers Insurance Company of Washington	WA	DS	Fire Insurance Exchange	Ownership	80.000	Fire Insurance Exchange	NO	
.0069	Farmers Insurance Group	21644	95-2655894				Farmers Insurance Company of Washington	WA	DS	Truck Insurance Exchange	Ownership	20.000	Fire Insurance Exchange	NO	
.0069	Farmers Insurance Group	21628	48-0609012				Farmers Insurance Company, Inc.	KS	DS	Farmers Insurance Exchange	Ownership	90.000	Farmers Insurance Exchange	NO	
.0069	Farmers Insurance Group	21628	48-0609012				Farmers Insurance Company, Inc.	KS	DS	Fire Insurance Exchange	Ownership	10.000	Farmers Insurance Exchange	NO	
.0069	Farmers Insurance Group	21652	95-2575893				Farmers Insurance Exchange	CA	RE	See Note 1	Other		Farmers Insurance Exchange	NO	
.0069	Farmers Insurance Group	28487	22-2640040				Farmers Insurance Hawaii, Inc.	HI	DS	Mid-Century Insurance Company	Ownership	100.000	Farmers Insurance Exchange	NO	
.0069	Farmers Insurance Group	36889	31-0956373				Farmers Insurance of Columbus, Inc.	OH	DS	Farmers Insurance Exchange	Ownership	100.000	Farmers Insurance Exchange	NO	
.0069	Farmers Insurance Group	13938	75-2483187				Farmers Lloyds, Inc.	TX	DS	Farmers Property and Casualty Insurance Company	Ownership	100.000	Farmers Insurance Exchange	YES	
.0069	Farmers Insurance Group	10806	36-4165395				Farmers Lloyds Insurance Company of Texas	TX	IA	See Note 12	Attorney In Fact		Farmers Insurance Exchange	NO	
.0069	Farmers Insurance Group	26298	13-2725441				Farmers New Century Insurance Company	IL	DS	Illinois Farmers Insurance Company	Ownership	100.000	Farmers Insurance Exchange	NO	
.0069	Farmers Insurance Group	26298	13-2725441				Farmers Property and Casualty Insurance Company	RI	DS	Farmers Insurance Exchange	Ownership	80.000	Farmers Insurance Exchange	NO	
.0069	Farmers Insurance Group	26298	13-2725441				Farmers Property and Casualty Insurance Company	RI	DS	Truck Insurance Exchange	Ownership	10.000	Farmers Insurance Exchange	NO	
.0069	Farmers Insurance Group	26298	13-2725441				Farmers Property and Casualty Insurance Company	RI	DS	Fire Insurance Exchange	Ownership	10.000	Farmers Insurance Exchange	NO	
.0069	Farmers Insurance Group	00000	95-6048990				Farmers Services Insurance Agency	CA	DS	Truck Insurance Exchange	Ownership	100.000	Truck Insurance Exchange	NO	
.0069	Farmers Insurance Group	43699	59-2326047				Foremost Insurance Company Grand Rapids, Michigan	MI	DS	Foremost Insurance Company Grand Rapids, Michigan	Ownership	100.000	Farmers Insurance Exchange	NO	
.0069	Farmers Insurance Group	24392	74-1067657				Farmers Specialty Insurance Company	TX	IA	See Note 2	Management		Farmers Insurance Exchange	NO	
.0069	Farmers Insurance Group	00000	27-0342907				Farmers Texas County Mutual Insurance Company	TX	IA	See Note 2	Management		Farmers Insurance Exchange	NO	
.0069	Farmers Insurance Group	00000	77-0530617				FCOA, LLC	DE	DS	Foremost Insurance Company Grand Rapids, Michigan	Ownership	100.000	Farmers Insurance Exchange	YES	
.0069	Farmers Insurance Group	21660	95-6235715				FFS Holding, LLC	NV	DS	Mid-Century Insurance Company	Ownership	100.000	Farmers Insurance Exchange	YES	
.0069	Farmers Insurance Group	29254	38-1721730				Fire Insurance Exchange	CA	IA	See Note 3	Other		Farmers Insurance Exchange	NO	
.0069	Farmers Insurance Group	00000	38-2505922				Foremost County Mutual Insurance Company	TX	IA	See Note 4	Management		Farmers Insurance Exchange	NO	
.0069	Farmers Insurance Group	00000	38-2505922				Foremost Express Insurance Agency, Inc.	MI	DS	FCOA, LLC	Ownership	100.000	Farmers Insurance Exchange	NO	

STATEMENT AS OF SEPTEMBER 30, 2023 OF THE FARMERS INSURANCE EXCHANGE

SCHEDULE Y
PART 1A - DETAIL OF INSURANCE HOLDING COMPANY SYSTEM

1	2	3	4	5	6	7	8	9	10	11	12	13	14	15	16
Group Code	Group Name	NAIC Company Code	ID Number	Federal RSSD	CIK	Name of Securities Exchange if Publicly Traded (U.S. or International)	Names of Parent, Subsidiaries Or Affiliates	Domi-ciliary Location	Relation-ship to Reporting Entity	Directly Controlled by (Name of Entity/Person)	Type of Control (Ownership, Board, Management, Attorney-in-Fact, Influence, Other)	If Control is Ownership Provide Percentage	Ultimate Controlling Entity(ies)/Person(s)	Is an SCA Filing Re-quired? (Yes/No)	*
.0069	Farmers Insurance Group	11185	38-1407533				Foremost Insurance Company Grand Rapids, Michigan	..MIDS	Farmers Insurance Exchange	Ownership	80.000	Farmers Insurance Exchange	..NO	
.0069	Farmers Insurance Group	11185	38-1407533				Foremost Insurance Company Grand Rapids, Michigan	..MIDS	Fire Insurance Exchange	Ownership	10.000	Farmers Insurance Exchange	..NO	
.0069	Farmers Insurance Group	11185	38-1407533				Foremost Insurance Company Grand Rapids, Michigan	..MIDS	Truck Insurance Exchange	Ownership	10.000	Farmers Insurance Exchange	..NO	
.0069	Farmers Insurance Group	41688	75-1779175				Foremost Lloyds of Texas	..TXIA	See Note 5	Management		Farmers Insurance Exchange	..NO	
.0069	Farmers Insurance Group	11800	35-1604635				Foremost Property and Casualty Insurance Company	..MIDS	Foremost Insurance Company Grand Rapids, Michigan	Ownership	100.000	Farmers Insurance Exchange	..NO	
.0069	Farmers Insurance Group	41513	38-2430150				Foremost Signature Insurance Company	..MIDS	Foremost Insurance Company Grand Rapids, Michigan	Ownership	100.000	Farmers Insurance Exchange	..NO	
		00000	65-1142050				GP, LLC	..DEDS	Bristol West Holdings, Inc.	Ownership	100.000	Farmers Insurance Exchange	..NO	
		00000	99-0083322				Hawaii Insurance Consultants, Ltd.	..HIDS	Mid-Century Insurance Company	Ownership	100.000	Farmers Insurance Exchange	..YES	
.0069	Farmers Insurance Group	21679	36-2661515				Illinois Farmers Insurance Company	..ILDS	Farmers Insurance Exchange	Ownership	100.000	Farmers Insurance Exchange	..NO	
		00000	65-0881673				Insurance Data Systems, G.P.	..FLDS	Bristol West Holdings, Inc.	Ownership	99.900	Farmers Insurance Exchange	..NO	
		00000	65-0881673				Insurance Data Systems, G.P.	..FLDS	GP, LLC	Ownership	0.100	Farmers Insurance Exchange	..NO	
		00000	38-2336672				Kraft Lake Insurance Agency, Inc.	..MIDS	FOA, LLC	Ownership	100.000	Farmers Insurance Exchange	..NO	
		00000	85-2377860				MC Maple Tree, LLC	..DEDS	Mid-Century Insurance Company	Ownership	100.000	Farmers Insurance Exchange	..NO	
.0069	Farmers Insurance Group	21687	95-6016640				Mid-Century Insurance Company	..CADS	Farmers Insurance Exchange	Ownership	80.000	Farmers Insurance Exchange	..NO	
.0069	Farmers Insurance Group	21687	95-6016640				Mid-Century Insurance Company	..CADS	Fire Insurance Exchange	Ownership	10.000	Farmers Insurance Exchange	..NO	
.0069	Farmers Insurance Group	21687	95-6016640				Mid-Century Insurance Company	..CADS	Truck Insurance Exchange	Ownership	10.000	Farmers Insurance Exchange	..NO	
.0069	Farmers Insurance Group	28673	74-2448744				Mid-Century Insurance Company of Texas	..TXDS	Farmers Insurance Exchange	Ownership	100.000	Farmers Insurance Exchange	..NO	
.0069	Farmers Insurance Group	10317	95-4528264				Neighborhood Spirit Property and Casualty Company	..CAIA	Fire Insurance Exchange	Ownership	80.000	Fire Insurance Exchange	..NO	
.0069	Farmers Insurance Group	10317	95-4528264				Neighborhood Spirit Property and Casualty Company	..CAIA	Truck Insurance Exchange	Ownership	20.000	Fire Insurance Exchange	..NO	
.0069	Farmers Insurance Group	33120	65-0109120				Security National Insurance Company	..FLDS	Bristol West Holdings, Inc.	Ownership	100.000	Farmers Insurance Exchange	..NO	
.0069	Farmers Insurance Group	21695	94-1663548				Texas Farmers Insurance Company	..TXDS	Farmers Insurance Exchange	Ownership	86.280	Farmers Insurance Exchange	..NO	
.0069	Farmers Insurance Group	21695	94-1663548				Texas Farmers Insurance Company	..TXDS	Mid Century Insurance Company	Ownership	13.720	Farmers Insurance Exchange	..NO	
.0069	Farmers Insurance Group	44245	13-3551577				Toggle Insurance Company	..DEDS	Mid-Century Insurance Company	Ownership	100.000	Farmers Insurance Exchange	..NO	
		00000	83-3256280				Toggle Services, LLC	..DEDS	Toggle Insurance Company	Ownership	100.000	Farmers Insurance Exchange	..NO	
.0069	Farmers Insurance Group	21709	95-2575892				Truck Insurance Exchange	..CAIA	See Note 6	Other			..NO	
		00000	74-1593853				Western Star Insurance Services, Inc.	..TXDS	FOA, LLC	Ownership	100.000	Farmers Insurance Exchange	..NO	
	***THE FOLLOWING ARE ZURICH INSURANCE GROUP ENTITIES WITHIN NAIC GROUP CODE 0212 AND ARE NOT INCLUDED IN FARMERS INSURANCE GROUP WITHIN NAIC GROUP CODE 0069						***			***			***		
		00000	88-2246655				3PF Holdings, LLC	..DEOTH	ZSF/Dallas Tower LLC	Ownership	63.770	Zurich Insurance Group Ltd.	..NO	..11
		00000					Access Franchise Management Limited	..GBROTH	Zurich Assurance Ltd	Ownership	100.000	Zurich Insurance Group Ltd.	..NO	..11
		00000					Zurich Financial Services Australia Limited	..AUSOTH	Limited	Ownership	100.000	Zurich Insurance Group Ltd.	..NO	..11
		00000					ACN 000 141 051 Ltd.	..GBROTH	Zurich Assurance Ltd	Ownership	100.000	Zurich Insurance Group Ltd.	..NO	..11
		00000					Afterland Limited	..GBROTH	Zurich Assurance Ltd	Ownership	100.000	Zurich Insurance Group Ltd.	..NO	..11
		00000					AG Haus der Wirtschaft	..CHEOTH	Zurich Versicherungs-Gesellschaft AG	Ownership	8.163	Zurich Insurance Group Ltd.	..NO	..11
		00000					Zurich Financial Services (UK) Nominees Limited	..GBROTH	Limited	Ownership	100.000	Zurich Insurance Group Ltd.	..NO	..11
		00000					Allied Dunbar Assurance plc	..GBROTH	Allied Dunbar Assurance plc	Ownership	100.000	Zurich Insurance Group Ltd.	..NO	..11
		00000					Allied Dunbar Financial Services Limited	..GBROTH	Allied Dunbar Assurance plc	Ownership	100.000	Zurich Insurance Group Ltd.	..NO	..11
		00000					Allied Dunbar Provident plc	..GBROTH	Allied Dunbar Assurance plc	Ownership	100.000	Zurich Insurance Group Ltd.	..NO	..11
		00000					Allied Zurich Holdings Limited	..JEYOTH	Zurich Versicherungs-Gesellschaft AG	Ownership	100.000	Zurich Insurance Group Ltd.	..NO	..11

STATEMENT AS OF SEPTEMBER 30, 2023 OF THE FARMERS INSURANCE EXCHANGE

SCHEDULE Y
PART 1A - DETAIL OF INSURANCE HOLDING COMPANY SYSTEM

1	2	3	4	5	6	7	8	9	10	11	12	13	14	15	16
Group Code	Group Name	NAIC Company Code	ID Number	Federal RSSD	CIK	Name of Securities Exchange if Publicly Traded (U.S. or International)	Names of Parent, Subsidiaries Or Affiliates	Domi-ciliary Location	Relation-ship to Reporting Entity	Directly Controlled by (Name of Entity/Person)	Type of Control (Ownership, Board, Management, Attorney-in-Fact, Influence, Other)	If Control is Ownership Provide Percentage	Ultimate Controlling Entity(ies)/Person(s)	Is an SCA Filing Re-quired? (Yes/No)	*
		00000					Allied Zurich Limited	.GBR	OTH	Zurich Insurance Group Ltd.	Ownership	100.000	Zurich Insurance Group Ltd.	NO	11
.0212	Zurich U.S. Insurance Pool Group	26247	36-6071400				American Guarantee and Liability Insurance Company	.NY	OTH	Zurich American Insurance Company	Ownership	100.000	Zurich Insurance Group Ltd.	YES	11
.0212	Zurich U.S. Insurance Pool Group	40142	36-3141762				American Zurich Insurance Company	.IL	OTH	Steadfast Insurance Company	Ownership	100.000	Zurich Insurance Group Ltd.	YES	11
		00000					Applyhere Pty Ltd	.AUS	OTH	Davidson Trahair Holding Pty Ltd	Ownership	100.000	Zurich Insurance Group Ltd.	NO	11
		00000					Ashdale Land and Property Company Limited	.GBR	OTH	Zurich Insurance plc	Ownership	100.000	Zurich Insurance Group Ltd.	NO	11
		00000					Travel Ace Internacional de Servicios S.A.				Ownership				
		00000					Asistbras S/A Assistência ao Viajante	.BRA	OTH		Ownership	65.000	Zurich Insurance Group Ltd.	NO	11
		00000					Assistance Online (China) Co Ltd	.CHN	OTH	Assistancee Online Pte. Ltd	Ownership	100.000	Zurich Insurance Group Ltd.	NO	11
		00000					Assistancee Online HK Ltd	.HKG	OTH	Assistancee Online HK Ltd	Ownership	0.000	Zurich Insurance Group Ltd.	NO	11
		00000					Assistancee Online HK Ltd	.HKG	OTH	Assistancee Online Pte. Ltd	Ownership	100.000	Zurich Insurance Group Ltd.	NO	11
		00000					Assistancee Online Pte. Ltd	.SGP	OTH	Customer Care Assistance Pty Ltd	Ownership	100.000	Zurich Insurance Group Ltd.	NO	11
		00000					ASTIS Holdings Limited	.AUS	OTH	Cover-More Finance Pty Limited	Ownership	100.000	Zurich Insurance Group Ltd.	NO	11
		00000	36-4851720				Aust Office 1, LLC	.DE	OTH	Zurich American Insurance Company	Ownership	100.000	Zurich Insurance Group Ltd.	NO	11
		00000					autoSense AG	.CHE	OTH	Zürich Versicherungs-Gesellschaft AG	Ownership	33.330	Zurich Insurance Group Ltd.	NO	11
		00000					Ballykilliane Holdings Limited	.IRL	OTH	Zurich Insurance plc	Ownership	100.000	Zurich Insurance Group Ltd.	NO	11
		00000					Bansabadell Pensiones, E.G.F.P, S.A.	.ESP	OTH	Zurich Vida, Compañia de Seguros y Reaseguros, S.A. - Sociad	Ownership	50.000	Zurich Insurance Group Ltd.	NO	11
		00000					Bansabadell Seguros Generales, S.A. de Seguros y Reaseguros	.ESP	OTH	Zurich Versicherungs-Gesellschaft AG	Ownership	50.000	Zurich Insurance Group Ltd.	NO	11
		00000					Bansabadell Servicios Auxiliares De Seguros, S.L.	.ESP	OTH	Bansabadell Seguros Generales, S.A. de Seguros y Reaseguros	Ownership	100.000	Zurich Insurance Group Ltd.	NO	11
		00000					Bansabadell Vida S.A. de Seguros y Reaseguros	.ESP	OTH	Zurich Vida, Compañia de Seguros y Reaseguros, S.A. - Sociad	Ownership	50.000	Zurich Insurance Group Ltd.	NO	11
		00000					Benefit Finance Partners, L.L.C.	.DE	OTH	Zurich Benefit Finance LLC	Ownership	50.000	Zurich Insurance Group Ltd.	NO	11
		00000	13-4097988				BFP Securities LLC	.DE	OTH	Benefit Finance Partners, L.L.C.	Ownership	100.000	Zurich Insurance Group Ltd.	NO	11
		00000					Bloomington Office LP	.DE	OTH	Zurich Structured Finance, Inc.	Ownership	99.000	Zurich Insurance Group Ltd.	NO	11
		00000					Bloomington Office MGP Manager, Inc	.DE	OTH	Zurich Structured Finance, Inc.	Ownership	100.000	Zurich Insurance Group Ltd.	NO	11
		00000					Bloomington Office MGP, LLC	.DE	OTH	Bloomington Office MGP Manager, Inc	Ownership	1.000	Zurich Insurance Group Ltd.	NO	11
		00000					Bloomington Office MGP, LLC	.DE	OTH	Zurich Structured Finance, Inc.	Ownership	99.000	Zurich Insurance Group Ltd.	NO	11
		00000					Blue Insurance Australia Pty Ltd	.AUS	OTH	Blue Insurance Limited	Ownership	100.000	Zurich Insurance Group Ltd.	NO	11
		00000					Blue Insurance Limited	.IRL	OTH	Cover-More Australia Pty Ltd	Ownership	97.610	Zurich Insurance Group Ltd.	NO	11
		00000					Blue Marble Capital L.P.	.BMU	OTH	Blue Marble Micro Limited	Ownership	100.000	Zurich Insurance Group Ltd.	NO	11
		00000					Blue Marble Micro Limited	.GBR	OTH	Zürich Versicherungs-Gesellschaft AG	Ownership	100.000	Zurich Insurance Group Ltd.	NO	11
		00000					Blue Marble Microinsurance, Inc.	.DE	OTH	Blue Marble Micro Limited	Ownership	100.000	Zurich Insurance Group Ltd.	NO	11
		00000					Boldoni 3 S.r.l	.ITA	OTH	Zurich Investments Life S.p.A.	Ownership	100.000	Zurich Insurance Group Ltd.	NO	11
		00000					Bonus Pensionskassen Aktiengesellschaft	.AUT	OTH	Zurich Versicherungs-Aktiengesellschaft	Ownership	87.500	Zurich Insurance Group Ltd.	NO	11
		00000					BONUS Vorsorgekasse AG	.AUT	OTH	Zurich Versicherungs-Aktiengesellschaft	Ownership	50.000	Zurich Insurance Group Ltd.	NO	11
		00000	47-2289489				BOS Apt 1, LLC	.DE	OTH	Zurich American Insurance Company	Ownership	100.000	Zurich Insurance Group Ltd.	NO	11
		00000	47-2445859				BOS Apt 2, LLC	.DE	OTH	Zurich American Insurance Company	Ownership	100.000	Zurich Insurance Group Ltd.	NO	11
		00000	47-2483669				BOS Office 3, LLC	.DE	OTH	Farmers New World Life Insurance Company	Ownership	100.000	Zurich Insurance Group Ltd.	NO	11
		00000	37-1849541				BOS Office 4, LLC	.DE	OTH	Zurich American Insurance Company	Ownership	100.000	Zurich Insurance Group Ltd.	NO	11
		00000	47-4684158				BOS Retail 1, LLC	.DE	OTH	Zurich American Insurance Company	Ownership	100.000	Zurich Insurance Group Ltd.	NO	11
		00000					Boxx Cyber Services Middle East Ltd	.ARE	OTH	Boxx Insurance Inc.	Ownership	100.000	Zurich Insurance Group Ltd.	NO	11
		00000					Boxx Insurance Inc.	.CAN	OTH	Zürich Versicherungs-Gesellschaft AG	Ownership	33.333	Zurich Insurance Group Ltd.	NO	11
		00000	87-3332812				Boxx Insurance LLC	.FL	OTH	Boxx Insurance Inc.	Ownership	100.000	Zurich Insurance Group Ltd.	NO	11
		00000					Boxx Services PTE Limited	.SGP	OTH	Boxx Insurance Inc.	Ownership	100.000	Zurich Insurance Group Ltd.	NO	11
		00000					Bright Box Europe S.A.	.CHE	OTH	Bright Box HK Limited	Ownership	100.000	Zurich Insurance Group Ltd.	NO	11
		00000					Bright Box HK Limited	.CHN	OTH	Zürich Versicherungs-Gesellschaft AG	Ownership	100.000	Zurich Insurance Group Ltd.	NO	11
		00000					Bright Box Hungary KFT	.HUN	OTH	Bright Box HK Limited	Ownership	100.000	Zurich Insurance Group Ltd.	NO	11

STATEMENT AS OF SEPTEMBER 30, 2023 OF THE FARMERS INSURANCE EXCHANGE

SCHEDULE Y
PART 1A - DETAIL OF INSURANCE HOLDING COMPANY SYSTEM

1	2	3	4	5	6	7	8	9	10	11	12	13	14	15	16
Group Code	Group Name	NAIC Company Code	ID Number	Federal RSSD	CIK	Name of Securities Exchange if Publicly Traded (U.S. or International)	Names of Parent, Subsidiaries Or Affiliates	Domi-ciliary Location	Relation-ship to Reporting Entity	Directly Controlled by (Name of Entity/Person)	Type of Control (Ownership, Board, Management, Attorney-in-Fact, Influence, Other)	If Control is Ownership Provide Percentage	Ultimate Controlling Entity(ies)/Person(s)	Is an SCA Filing Re-quired? (Yes/No)	*
		00000					Bristlecourt Limited	.GBR	OTH	Zurich Assurance Ltd	Ownership	100.000	Zurich Insurance Group Ltd	NO	10
		00000					brokerbusiness.ch AG	.CHE	OTH	Zürich Versicherungs-Gesellschaft AG	Ownership	25.000	Zurich Insurance Group Ltd	NO	11
		00000					Cayley Aviation Ltd.	.BMU	OTH	Branch	Ownership	100.000	Zurich Insurance Group Ltd	NO	11
		00000					Celta Assistance SL	.ESP	OTH	Universal Assistance S.A.	Ownership	100.000	Zurich Insurance Group Ltd	NO	11
		00000	13-4038482				Centre Group Holdings (U.S.) Limited	.DE	OTH	Zurich Structured Finance, Inc.	Ownership	100.000	Zurich Insurance Group Ltd	NO	11
.0212	Zurich Ins Group	34649	13-2653231				Centre Insurance Company	.DE	OTH	Centre Solutions (U.S.) Limited	Ownership	100.000	Zurich Insurance Group Ltd	NO	11
.0212	Zurich Ins Group	80896	04-1589940				Centre Life Insurance Company	.MA	OTH	Centre Solutions (U.S.) Limited	Ownership	100.000	Zurich Insurance Group Ltd	NO	11
		00000	AA-3190673				Centre Reinsurance (U.S.) Limited	.BMU	OTH	Centre Group Holdings (U.S.) Limited	Ownership	100.000	Zurich Insurance Group Ltd	NO	11
		00000					Centre Solutions (Bermuda) Limited	.BMU	OTH	Zurich Finance Company Ltd	Ownership	100.000	Zurich Insurance Group Ltd	NO	11
		00000	AA-3190822				Centre Solutions (U.S.) Limited	.BMU	OTH	Centre Group Holdings (U.S.) Limited	Ownership	100.000	Zurich Insurance Group Ltd	NO	11
		00000	32-0616217				Charlotte Industrial 2, LLC	.DE	OTH	Farmers New World Life Insurance Company	Ownership	100.000	Zurich Insurance Group Ltd	NO	11
		00000	88-0601732				Charlotte Industrial 3, LLC	.DE	OTH	Farmers New World Life Insurance Company	Ownership	100.000	Zurich Insurance Group Ltd	NO	11
		00000	30-1113235				Charlotte Office 1, LLC	.DE	OTH	Zurich American Insurance Company	Ownership	100.000	Zurich Insurance Group Ltd	NO	11
		00000	38-3988749				CHI APT 1, LLC	.DE	OTH	Zurich American Insurance Company	Ownership	100.000	Zurich Insurance Group Ltd	NO	11
		00000	47-4429730				CHI IND 1, LLC	.DE	OTH	Farmers New World Life Insurance Company	Ownership	100.000	Zurich Insurance Group Ltd	NO	10
		00000	87-2430690				CHI IND 6, LLC	.DE	OTH	Farmers New World Life Insurance Company	Ownership	100.000	Zurich Insurance Group Ltd	NO	11
		00000					Chilena Consolidada Seguros de Vida S.A.	.CHL	OTH	Inversiones Suizo Chilena S.A.	Ownership	98.977	Zurich Insurance Group Ltd	NO	10
		00000	AA-2280100		196453	Bolsa de Comercio de Santiago	Chilena Consolidada Seguros Generales S.A.	.CHL	OTH	Chilena Consolidada Seguros de Vida S.A.	Ownership	7.405	Zurich Insurance Group Ltd	NO	10
		00000	AA-2280100		196453	Bolsa de Comercio de Santiago	Chilena Consolidada Seguros Generales S.A.	.CHL	OTH	Inversiones Suizo Chilena S.A.	Ownership	82.732	Zurich Insurance Group Ltd	NO	10
		00000			0000034431	Second Marche part of Euronext Paris stock exchange since 1987	COFITEM-COFIMUR	.FRA	OTH	Zurich Versicherungs-Gesellschaft AG	Ownership	12.405	Zurich Insurance Group Ltd	NO	11
.0212	Zurich U.S. Insurance Pool Group	34347	52-1096670				Colonial American Casualty and Surety Company	.IL	OTH	Fidelity and Deposit Company of Maryland	Ownership	100.000	Zurich Insurance Group Ltd	NO	11
		00000					Concisa Vorsorgeberatung und Management AG	.AUT	OTH	Bonus Pensionskassen Aktiengesellschaft	Ownership	100.000	Zurich Insurance Group Ltd	NO	11
		00000					Concourse Skelmersdale Limited	.GBR	OTH	Zurich Financial Services (UKISA) Limited	Ownership	100.000	Zurich Insurance Group Ltd	NO	11
		00000					Cover-More (NZ) Limited	.NZL	OTH	Cover-More Australia Pty Ltd	Ownership	100.000	Zurich Insurance Group Ltd	NO	11
		00000					Cover-More Asia Pte. Ltd	.SGP	OTH	Travel Assist Pty Limited	Ownership	100.000	Zurich Insurance Group Ltd	NO	11
		00000					Cover-More Australia Pty Ltd	.AUS	OTH	Cover-More Holdings Pty Ltd	Ownership	100.000	Zurich Insurance Group Ltd	NO	11
		00000					Cover-More Finance Pty Limited	.AUS	OTH	Cover-More Group Limited	Ownership	100.000	Zurich Insurance Group Ltd	NO	11
		00000					Cover-More Group Limited	.AUS	OTH	Zurich Travel Solutions Pty Limited	Ownership	100.000	Zurich Insurance Group Ltd	NO	11
		00000					Cover-More Holdings Pty Ltd	.AUS	OTH	Travel Assist Pty Limited	Ownership	100.000	Zurich Insurance Group Ltd	NO	11
		00000					Cover-More Holdings USA Inc.	.DE	OTH	Travel Assist Pty Limited	Ownership	100.000	Zurich Insurance Group Ltd	NO	11
		00000					Cover-More Inc.	.DE	OTH	Cover-More Holdings USA Inc.	Ownership	100.000	Zurich Insurance Group Ltd	NO	11
		00000					Cover-More Insurance Services Limited	.GBR	OTH	Cover-More Australia Pty Ltd	Ownership	100.000	Zurich Insurance Group Ltd	NO	11
		00000					Cover-More Insurance Services Pty Ltd	.AUS	OTH	Travel Assist Pty Limited	Ownership	100.000	Zurich Insurance Group Ltd	NO	11
		00000					CREC (Bloomington) Lender, LLC	.DE	OTH	Zurich Structured Finance, Inc.	Ownership	0.000	Zurich Insurance Group Ltd	NO	11
		00000	87-4778868				CREC (Dallas) Lender, LLC	.DE	OTH	Zurich Structured Finance, Inc.	Ownership	100.000	Zurich Insurance Group Ltd	NO	11
		00000					CREC (Durham), LLC	.DE	OTH	Zurich Structured Finance, Inc.	Ownership	100.000	Zurich Insurance Group Ltd	NO	11
		00000					CREC (Hagerstown) Lender, LLC	.DE	OTH	Zurich Structured Finance, Inc.	Ownership	100.000	Zurich Insurance Group Ltd	NO	11
		00000					CREC (Hagerstown) Owner, LLC	.MD	OTH	Zurich Structured Finance, Inc.	Ownership	0.000	Zurich Insurance Group Ltd	NO	11
		00000					CREC (Las Vegas), LLC	.DE	OTH	Zurich Structured Finance, Inc.	Ownership	100.000	Zurich Insurance Group Ltd	NO	11
		00000					CREC (Sioux Falls) Lender, LLC	.DE	OTH	Zurich Structured Finance, Inc.	Ownership	100.000	Zurich Insurance Group Ltd	NO	11
		00000					CREC (Sioux Falls) Owner, LLC	.DE	OTH	Zurich Structured Finance, Inc.	Ownership	100.000	Zurich Insurance Group Ltd	NO	11
		00000					CREC (Sioux Falls), LLC	.DE	OTH	Zurich Structured Finance, Inc.	Ownership	100.000	Zurich Insurance Group Ltd	NO	11
		00000					Customer Care Assistance Pty Ltd	.AUS	OTH	Customer Care Holdings Pty Ltd	Ownership	100.000	Zurich Insurance Group Ltd	NO	11
		00000					Customer Care Holdings Pty Ltd	.AUS	OTH	Travel Assist Pty Limited	Ownership	100.000	Zurich Insurance Group Ltd	NO	11

STATEMENT AS OF SEPTEMBER 30, 2023 OF THE FARMERS INSURANCE EXCHANGE

SCHEDULE Y
PART 1A - DETAIL OF INSURANCE HOLDING COMPANY SYSTEM

1	2	3	4	5	6	7	8	9	10	11	12	13	14	15	16
Group Code	Group Name	NAIC Company Code	ID Number	Federal RSSD	CIK	Name of Securities Exchange if Publicly Traded (U.S. or International)	Names of Parent, Subsidiaries Or Affiliates	Domi-ciliary Location	Relation-ship to Reporting Entity	Directly Controlled by (Name of Entity/Person)	Type of Control (Ownership, Board, Management, Attorney-in-Fact, Influence, Other)	If Control is Ownership Provide Percentage	Ultimate Controlling Entity(ies)/Person(s)	Is an SCA Filing Re-quired? (Yes/No)	*
		00000					Customer Care Pty Ltd	.AUS	OTH	Customer Care Holdings Pty Ltd	Ownership	100.000	Zurich Insurance Group Ltd.	NO	11
		00000					DA Deutsche Allgemeine Versicherung Aktiengesellschaft	.DEU	OTH	Zürich Beteiligungs-Aktiengesellschaft (Deutschland)	Ownership	100.000	Zurich Insurance Group Ltd.	NO	11
		00000					Dallas Office MGP Manager, Inc.	.DE	OTH	Zurich Structured Finance, Inc.	Ownership	100.000	Zurich Insurance Group Ltd.	NO	11
		00000					Dallas Office MGP, LLC	.DE	OTH	Dallas Office MGP Manager, Inc.	Ownership	1.000	Zurich Insurance Group Ltd.	NO	11
		00000					Dallas Office MGP, LLC	.DE	OTH	Zurich Structured Finance, Inc.	Ownership	99.000	Zurich Insurance Group Ltd.	NO	11
		00000					Dallas Tower LP	.DE	OTH	Zurich Structured Finance, Inc.	Ownership	99.000	Zurich Insurance Group Ltd.	NO	11
		00000					Davidson Trahaire Corpsych (Singapore) Pte. Limited	.SGP	OTH	DTC Bidco Pty Ltd	Ownership	100.000	Zurich Insurance Group Ltd.	NO	11
		00000					Davidson Trahaire Corpsych Pty Ltd	.AUS	OTH	Applyhere Pty Ltd	Ownership	35.000	Zurich Insurance Group Ltd.	NO	11
		00000					Davidson Trahaire Corpsych Pty Ltd	.AUS	OTH	Davidson Trahaire Holding Pty Ltd	Ownership	65.000	Zurich Insurance Group Ltd.	NO	11
		00000					Davidson Trahaire Holding Pty Ltd	.AUS	OTH	DTC Australia Pty Ltd	Ownership	100.000	Zurich Insurance Group Ltd.	NO	11
		00000					DB Vita S.A.	.LUX	OTH	Deutscher Herold Aktiengesellschaft	Ownership	25.000	Zurich Insurance Group Ltd.	NO	11
		00000	82-2833981				DC Retail 1, LLC	.DE	OTH	Farmers New World Life Insurance Company	Ownership	100.000	Zurich Insurance Group Ltd.	NO	11
		00000	84-3610066				DEN Industrial 1, LLC	.DE	OTH	Farmers New World Life Insurance Company	Ownership	100.000	Zurich Insurance Group Ltd.	NO	11
		00000					DEN Industrial 2, LLC	.DE	OTH	Zurich American Insurance Company	Ownership	100.000	Zurich Insurance Group Ltd.	NO	11
		00000					Dentolo Deutschland GmbH	.DEU	OTH	Zürich Beteiligungs-Aktiengesellschaft (Deutschland)	Ownership	100.000	Zurich Insurance Group Ltd.	NO	11
		00000					Derimed S.A.	.ARG	OTH	Zürich Versicherungs-Gesellschaft AG	Ownership	100.000	Zurich Insurance Group Ltd.	NO	11
		00000					Deutsche Zurich Pensiones, Entidad Gestora de Fondos de Pens	.ESP	OTH	Zurich Vida, Compania de Seguros y Reaseguros, S.A. - Socied	Ownership	50.000	Zurich Insurance Group Ltd.	NO	11
		00000					Deutscher Herold Aktiengesellschaft	.DEU	OTH	Zurich Beteiligungs-Aktiengesellschaft (Deutschland)	Ownership	79.826	Zurich Insurance Group Ltd.	NO	11
		00000					Deutscher Pensionsfonds Aktiengesellschaft	.DEU	OTH	Deutscher Herold Aktiengesellschaft	Ownership	74.900	Zurich Insurance Group Ltd.	NO	11
		00000					Deutsches Institut für Altersvorsorge GmbH	.DEU	OTH	Deutscher Herold Aktiengesellschaft	Ownership	22.000	Zurich Insurance Group Ltd.	NO	11
		00000					DIG GmbH	.DEU	OTH	Digital Insurance Group B.V.	Ownership	100.000	Zurich Insurance Group Ltd.	NO	11
		00000					DTC Australia Pty Ltd	.AUS	OTH	DTC Bidco Pty Ltd	Ownership	100.000	Zurich Insurance Group Ltd.	NO	11
		00000					DTC Bidco Pty Ltd	.AUS	OTH	DTC Holdco Pty Ltd	Ownership	100.000	Zurich Insurance Group Ltd.	NO	11
		00000					DTC Holdco Pty Ltd	.AUS	OTH	ASTIS Holdings Limited	Ownership	100.000	Zurich Insurance Group Ltd.	NO	11
		00000					DTC NZ Bidco Limited	.NZL	OTH	DTC Bidco Pty Ltd	Ownership	100.000	Zurich Insurance Group Ltd.	NO	11
		00000					Dunbar Assets Ireland	.IRL	OTH	ZCM Asset Holding Company (Bermuda) Limited	Ownership	0.000	Zurich Insurance Group Ltd.	NO	11
		00000					Dunbar Assets Ireland	.IRL	OTH	Zurich Finance Company Ltd	Ownership	0.037	Zurich Insurance Group Ltd.	NO	11
		00000					Dunbar Assets plc	.GBR	OTH	Dunbar Assets Ireland	Ownership	100.000	Zurich Insurance Group Ltd.	NO	11
		00000					Dusfal S.A.	.URY	OTH	Zürich Versicherungs-Gesellschaft AG	Ownership	100.000	Zurich Insurance Group Ltd.	NO	11
		00000					Eagle Star (Leasing) Limited	.GBR	OTH	Zurich Assurance Ltd	Ownership	100.000	Zurich Insurance Group Ltd.	NO	11
		00000					Eagle Star European Life Assurance Company Limited	.IRL	OTH	Zurich Life Assurance plc	Ownership	100.000	Zurich Insurance Group Ltd.	NO	11
		00000					Eagle Star Group Services Limited	.GBR	OTH	Eagle Star Holdings Limited	Ownership	100.000	Zurich Insurance Group Ltd.	NO	11
		00000					Eagle Star Holding Company of Ireland	.IRL	OTH	Zurich Assurance Ltd	Ownership	0.001	Zurich Insurance Group Ltd.	NO	11
		00000					Eagle Star Holding Company of Ireland	.IRL	OTH	Zurich Assurance Ltd	Ownership	99.999	Zurich Insurance Group Ltd.	NO	11
		00000					Eagle Star Holdings Limited	.GBR	OTH	Zurich Financial Services (UKISA) Limited	Ownership	100.000	Zurich Insurance Group Ltd.	YES	11
		00000					Eagle Star Securities Limited	.GBR	OTH	Zurich Insurance plc	Ownership	100.000	Zurich Insurance Group Ltd.	NO	11
		00000					EcoHub AG	.CHE	OTH	Zürich Versicherungs-Gesellschaft AG	Ownership	6.164	Zurich Insurance Group Ltd.	NO	11
		00000					Edilspettacolo SRL	.ITA	OTH	Zurich Insurance Company Ltd - Rappresentanza Generale per I	Ownership	35.712	Zurich Insurance Group Ltd.	NO	11
.0212	Zurich U.S. Insurance Pool Group	21326	47-6022701				Empire Fire and Marine Insurance Company	.IL	OTH	Zurich American Insurance Company	Ownership	100.000	Zurich Insurance Group Ltd.	NO	11
.0212	Zurich U.S. Insurance Pool Group	21334	73-6091717				Empire Indemnity Insurance Company	.OK	OTH	Zurich American Insurance Company	Ownership	100.000	Zurich Insurance Group Ltd.	NO	11
		00000					Employee Services Limited	.GBR	OTH	Allied Dunbar Financial Services Limited	Ownership	100.000	Zurich Insurance Group Ltd.	NO	11
		00000					Endsleigh Financial Services Limited	.GBR	OTH	Zurich Holdings (UK) Limited	Ownership	100.000	Zurich Insurance Group Ltd.	NO	11

STATEMENT AS OF SEPTEMBER 30, 2023 OF THE FARMERS INSURANCE EXCHANGE

SCHEDULE Y
PART 1A - DETAIL OF INSURANCE HOLDING COMPANY SYSTEM

1	2	3	4	5	6	7	8	9	10	11	12	13	14	15	16
Group Code	Group Name	NAIC Company Code	ID Number	Federal RSSD	CIK	Name of Securities Exchange if Publicly Traded (U.S. or International)	Names of Parent, Subsidiaries Or Affiliates	Domiciliary Location	Relationship to Reporting Entity	Directly Controlled by (Name of Entity/Person)	Type of Control (Ownership, Board, Management, Attorney-in-Fact, Influence, Other)	If Control is Ownership Provide Percentage	Ultimate Controlling Entity(ies)/Person(s)	Is an SCA Filing Required? (Yes/No)	*
		00000					Endsleigh Pension Trustee Limited	.GBR	OTH	Zurich Holdings (UK) Limited	Ownership	100.000	Zurich Insurance Group Ltd.	NO	11
		00000					Eritage S.A.	.URY	OTH	Zürich Versicherungs-Gesellschaft AG	Ownership	100.000	Zurich Insurance Group Ltd.	NO	11
		00000					ES Plympton Nominee 1 Limited	.GBR	OTH	Zurich Assurance Ltd	Ownership	100.000	Zurich Insurance Group Ltd.	NO	11
		00000					ES Plympton Nominee 2 Limited	.GBR	OTH	Zurich Assurance Ltd	Ownership	100.000	Zurich Insurance Group Ltd.	NO	11
		00000					Euclid KY Annex, LP	.DE	OTH	Zurich Structured Finance, Inc.	Ownership	99.000	Zurich Insurance Group Ltd.	NO	10
		00000					Euclid Office LP	.DE	OTH	Zurich Structured Finance, Inc.	Ownership	99.000	Zurich Insurance Group Ltd.	NO	10
		00000					Euclid Warehouses LP	.DE	OTH	Zurich Structured Finance, Inc.	Ownership	99.000	Zurich Insurance Group Ltd.	NO	11
		00000					Euroamérica Administradora General de Fondos S.A	.CHL	OTH	Chilena Consolidada Seguros de Vida S.A.	Ownership	100.000	Zurich Insurance Group Ltd.	NO	11
		00000					Extremus Versicherung-Aktiengesellschaft	.DEU	OTH	Deutschland	Ownership	5.000	Zurich Insurance Group Ltd.	NO	11
		00000	45-3561769				Farmers Family Fund	.CA	OTH	Farmers Group, Inc.	Ownership	100.000	Zurich Insurance Group Ltd.	NO	10
		00000	95-0725935				Farmers Group, Inc.	.NV	OTH	Zurich Insurance Group Ltd.	Ownership	12.100	Zurich Insurance Group Ltd.	NO	10
		00000	95-0725935				Farmers Group, Inc.	.NV	OTH	Zürich Versicherungs-Gesellschaft AG	Ownership	87.900	Zurich Insurance Group Ltd.	NO	10
.0212	Zurich Ins Group	00000	46-4261000				Farmers Life Insurance Company of New York	.NY	OTH	Farmers New World Life Insurance Company	Ownership	100.000	Zurich Insurance Group Ltd.	NO	11
.0212	Zurich Ins Group	63177	91-0335750				Farmers New World Life Insurance Company	.WA	OTH	Farmers Group, Inc.	Ownership	100.000	Zurich Insurance Group Ltd.	NO	10
.0212	Zurich Ins Group	10873	95-4650862				Farmers Reinsurance Company	.CA	OTH	Farmers Group, Inc.	Ownership	100.000	Zurich Insurance Group Ltd.	NO	10
		00000					Farmers Services Corporation	.NV	OTH	Farmers Group, Inc.	Ownership	100.000	Zurich Insurance Group Ltd.	NO	11
		00000					Farmers Underwriters Association	.CA	OTH	Farmers Group, Inc.	Ownership	100.000	Zurich Insurance Group Ltd.	NO	11
.0212	Zurich U.S. Insurance Pool Group	39306	13-3046577				Fidelity and Deposit Company of Maryland	.IL	OTH	Zurich American Insurance Company	Ownership	100.000	Zurich Insurance Group Ltd.	NO	11
		00000					FIG Holding Company	.CA	OTH	Farmers Group, Inc.	Ownership	100.000	Zurich Insurance Group Ltd.	NO	11
		00000					FIG Leasing Co., Inc.	.CA	OTH	Farmers Group, Inc.	Ownership	100.000	Zurich Insurance Group Ltd.	NO	10
		00000	95-2670247				Fire Underwriters Association	.CA	OTH	Farmers Group, Inc.	Ownership	100.000	Zurich Insurance Group Ltd.	NO	10
		00000					Fitsense Insurance Services Pty Ltd	.AUS	OTH	Travel Assist Pty Limited	Ownership	100.000	Zurich Insurance Group Ltd.	NO	10
		00000					Futuro de Bolivia S.A. Administradora de Fondos de Pensiones	.BOL	OTH	Zurich Boliviana Seguros Personales S.A.	Ownership	8.422	Zurich Insurance Group Ltd.	NO	11
		00000					Futuro de Bolivia S.A. Administradora de Fondos de Pensiones	.BOL	OTH	Zurich South America Invest AB	Ownership	71.578	Zurich Insurance Group Ltd.	NO	11
		00000	83-1572480				FX Insurance Agency Hawaii, LLC	.HI	OTH	FIG Leasing Co., Inc.	Ownership	100.000	Zurich Insurance Group Ltd.	NO	10
		00000	35-2281892				FX Insurance Agency, LLC	.DE	OTH	FIG Leasing Co., Inc.	Ownership	100.000	Zurich Insurance Group Ltd.	NO	11
		00000					General Surety & Guarantee Co Limited	.GBR	OTH	Zurich Insurance Company (U.K.) Limited	Ownership	100.000	Zurich Insurance Group Ltd.	NO	11
		00000					Groveswood Property Holdings Limited	.GBR	OTH	Eagle Star Holdings Limited	Ownership	100.000	Zurich Insurance Group Ltd.	NO	11
		00000					H4B Humboldthafen Einheitsgesellschaft GmbH&Co.KG	.DEU	OTH	REX-ZDHL S.C.S. SICAV-SIF	Ownership	94.900	Zurich Insurance Group Ltd.	NO	11
		00000					Halo Holdco Limited	.GBR	OTH	Cover-More Australia Pty Ltd	Ownership	100.000	Zurich Insurance Group Ltd.	NO	10
		00000					Halo Holdco Limited	.GBR	OTH	Zürich Versicherungs-Gesellschaft AG	Ownership	0.000	Zurich Insurance Group Ltd.	NO	11
		00000					Halo Insurance Services Limited	.GBR	OTH	Halo Holdco Limited	Ownership	100.000	Zurich Insurance Group Ltd.	NO	11
		00000					Halo Insurance Services Pty Ltd	.AUS	OTH	Halo Insurance Services Limited	Ownership	100.000	Zurich Insurance Group Ltd.	NO	11
		00000					Hawkcentral Limited	.GBR	OTH	Zurich Assurance Ltd	Ownership	100.000	Zurich Insurance Group Ltd.	NO	11
		00000					Healthinsite Proprietary Limited	.ZAF	OTH	Zürich Versicherungs-Gesellschaft AG	Ownership	100.000	Zurich Insurance Group Ltd.	NO	11
		00000					Healthlogix Pty Ltd	.AUS	OTH	Insite Holdings Pty Ltd	Ownership	100.000	Zurich Insurance Group Ltd.	NO	11
		00000					Healthlogix Tecnologia Eireli	.BRA	OTH	Healthlogix Pty Ltd	Ownership	100.000	Zurich Insurance Group Ltd.	NO	11
		00000					Herengracht Investments B.V	.DEU	OTH	RE Curve Holding B.V.	Ownership	100.000	Zurich Insurance Group Ltd.	NO	11
		00000	46-2975161				HOU IND 1, LLC	.DE	OTH	Zurich American Insurance Company	Ownership	100.000	Zurich Insurance Group Ltd.	NO	11
		00000	46-2984834				HOU IND 2, LLC	.DE	OTH	Zurich American Insurance Company	Ownership	100.000	Zurich Insurance Group Ltd.	NO	11
		00000					HOU IND 3, LLC	.DE	OTH	Zurich American Insurance Company	Ownership	100.000	Zurich Insurance Group Ltd.	NO	10
		00000					Independence Center Realty L.P.	.DE	OTH	Philadelphia Investor, LLC	Ownership	89.000	Zurich Insurance Group Ltd.	NO	11
		00000					INNATE, Inc.	.DC	OTH	Cover-More Holdings USA Inc.	Ownership	100.000	Zurich Insurance Group Ltd.	NO	11
		00000					Insite Holdings Pty Ltd	.AUS	OTH	Zürich Versicherungs-Gesellschaft AG	Ownership	100.000	Zurich Insurance Group Ltd.	NO	11
		00000					INTEGRA Versicherungsdienst GmbH	.AUT	OTH	Zurich Versicherungs-Aktiengesellschaft	Ownership	100.000	Zurich Insurance Group Ltd.	NO	11

STATEMENT AS OF SEPTEMBER 30, 2023 OF THE FARMERS INSURANCE EXCHANGE

SCHEDULE Y

PART 1A - DETAIL OF INSURANCE HOLDING COMPANY SYSTEM

1	2	3	4	5	6	7	8	9	10	11	12	13	14	15	16
Group Code	Group Name	NAIC Company Code	ID Number	Federal RSSD	CIK	Name of Securities Exchange if Publicly Traded (U.S. or International)	Names of Parent, Subsidiaries Or Affiliates	Domi-ciliary Location	Relation-ship to Reporting Entity	Directly Controlled by (Name of Entity/Person)	Type of Control (Ownership, Board, Management, Attorney-in-Fact, Influence, Other)	If Control is Ownership Provide Percentage	Ultimate Controlling Entity(ies)/Person(s)	Is an SCA Filing Re-quired? (Yes/No)	*
		00000					Intelligent Technologies OÜ	.EST	OTH	Zürich Versicherungs-Gesellschaft AG	Ownership	100.000	Zurich Insurance Group Ltd.	NO	11
		00000					International Travel Assistance S.A.	.PAN	OTH	Zürich Versicherungs-Gesellschaft AG	Ownership	55.000	Zurich Insurance Group Ltd.	NO	11
		00000					Inversiones Suizo Chilena S.A.	.CHL	OTH	Inversiones Suizo-Argentina S.A.	Ownership	0.001	Zurich Insurance Group Ltd.	NO	11
		00000					Inversiones Suizo Chilena S.A.	.CHL	OTH	Zurich Versicherungs-Gesellschaft AG	Ownership	99.999	Zurich Insurance Group Ltd.	NO	11
		00000					Zurich Lebensversicherungs-Gesellschaft AG								
		00000					Inversiones Suizo-Argentina S.A.	.ARG	OTH	Zurich Versicherungs-Gesellschaft AG	Ownership	5.004	Zurich Insurance Group Ltd.	NO	11
		00000					Inversiones Suizo-Argentina S.A.	.ARG	OTH	Zurich Versicherungs-Gesellschaft AG	Ownership	94.996	Zurich Insurance Group Ltd.	NO	11
		00000					Inversiones ZS America Dos Limitada	.CHL	OTH	Inversiones ZS America SpA	Ownership	100.000	Zurich Insurance Group Ltd.	NO	11
		00000					Inversiones ZS America SpA	.CHL	OTH	Zurich Santander Insurance America, S.L.	Ownership	100.000	Zurich Insurance Group Ltd.	NO	11
		00000					Inversiones ZS America Tres SpA	.CHL	OTH	Zurich Santander Insurance America, S.L.	Ownership	100.000	Zurich Insurance Group Ltd.	NO	11
		00000					Irish National Insurance Company p.l.c.	.IRL	OTH	Zurich Insurance plc	Ownership	100.000	Zurich Insurance Group Ltd.	NO	11
		00000					Isis S.A.	.ARG	OTH	Inversiones Suizo-Argentina S.A.	Ownership	60.501	Zurich Insurance Group Ltd.	NO	11
		00000					Isis S.A.	.ARG	OTH	Zurich Versicherungs-Gesellschaft AG	Ownership	39.499	Zurich Insurance Group Ltd.	NO	11
		00000					Kansas City Office LP	.DE	OTH	Zurich Structured Finance, Inc.	Ownership	99.000	Zurich Insurance Group Ltd.	NO	11
		00000					Kansas Office MGP Manager, Inc.	.DE	OTH	Zurich Structured Finance, Inc.	Ownership	100.000	Zurich Insurance Group Ltd.	NO	11
		00000					Kansas Office MGP, LLC	.DE	OTH	Kansas Office MGP Manager, Inc.	Ownership	1.000	Zurich Insurance Group Ltd.	NO	11
		00000					Kansas Office MGP, LLC	.DE	OTH	Zurich Structured Finance, Inc.	Ownership	99.000	Zurich Insurance Group Ltd.	NO	11
		00000					Karvat Cover-More Assist. Pvt Ltd.	.IND	OTH	Cover-More Asia Pte. Ltd	Ownership	100.000	Zurich Insurance Group Ltd.	NO	11
		00000					Kennet Road 1 UK Limited	.GBR	OTH	Zurich Assurance Ltd	Ownership	100.000	Zurich Insurance Group Ltd.	NO	11
		00000					Kennet Road 2 UK Limited	.GBR	OTH	Zurich Assurance Ltd	Ownership	100.000	Zurich Insurance Group Ltd.	NO	11
		00000					Klare Corredora de Seguros S.A.	.CHL	OTH	Zurich Insurance Mobile Solutions AG	Ownership	49.900	Zurich Insurance Group Ltd.	NO	11
		00000					Knip (Deutschland) GmbH	.DEU	OTH	Knip AG	Ownership	100.000	Zurich Insurance Group Ltd.	NO	11
		00000					Knip AG	.CHE	OTH	Digital Insurance Group B.V.	Ownership	98.880	Zurich Insurance Group Ltd.	NO	10
		00000					Komparu B.V.	.MLD	OTH	Digital Insurance Group B.V.	Ownership	100.000	Zurich Insurance Group Ltd.	NO	11
		00000					Kono Insurance Limited	.HKG	OTH	Zurich Versicherungs-Gesellschaft AG	Ownership	100.000	Zurich Insurance Group Ltd.	NO	11
		00000	88-1615240				LA Apt. 1, LLC	.DE	OTH	Zurich American Insurance Company	Ownership	100.000	Zurich Insurance Group Ltd.	NO	11
		00000	36-4877375				LA Industrial 1, LLC	.DE	OTH	Zurich American Insurance Company	Ownership	100.000	Zurich Insurance Group Ltd.	NO	11
		00000	85-3842785				LA Industrial 2, LLC	.DE	OTH	Farmers New World Life Insurance Company	Ownership	100.000	Zurich Insurance Group Ltd.	NO	11
		00000	88-3063378				LA Industrial 4, LLC	.DE	OTH	Zurich American Insurance Company	Ownership	100.000	Zurich Insurance Group Ltd.	NO	11
		00000	47-1325180				LA Retail 1 LLC	.DE	OTH	Zurich American Insurance Company	Ownership	100.000	Zurich Insurance Group Ltd.	NO	11
		00000					Manon Vision Co., Ltd.	.THA	OTH	Centre Solutions (Bermuda) Limited	Ownership	0.001	Zurich Insurance Group Ltd.	NO	11
		00000					Manon Vision Co., Ltd.	.THA	OTH	Zurich Finance Company Ltd	Ownership	0.001	Zurich Insurance Group Ltd.	NO	11
		00000					Manon Vision Co., Ltd.	.THA	OTH	Zurich Versicherungs-Gesellschaft AG	Ownership	99.999	Zurich Insurance Group Ltd.	NO	11
		00000					MEATPACKING B.V.	.MLD	OTH	Rock Inne Vastgoed B.V.	Ownership	100.000	Zurich Insurance Group Ltd.	NO	11
		00000					Medidata AG	.CHE	OTH	Zurich Versicherungs-Gesellschaft AG	Ownership	8.852	Zurich Insurance Group Ltd.	NO	11
		00000					MI Administrators, LLC	.DE	OTH	FIG Leasing Co., Inc.	Ownership	100.000	Zurich Insurance Group Ltd.	NO	11
		00000	30-0947450				MIAMI INDUSTRIAL 1, LLC	.DE	OTH	Zurich American Insurance Company	Ownership	100.000	Zurich Insurance Group Ltd.	NO	11
		00000	81-3346909				Miami Industrial 2, LLC	.DE	OTH	Farmers New World Life Insurance Company	Ownership	100.000	Zurich Insurance Group Ltd.	NO	10
		00000	38-4002060				Miami Office 2, LLC	.DE	OTH	Zurich American Insurance Company	Ownership	100.000	Zurich Insurance Group Ltd.	NO	10
		00000	35-2567170				MIAMI OFFICE 3, LLC	.DE	OTH	Zurich American Insurance Company	Ownership	100.000	Zurich Insurance Group Ltd.	NO	10
		00000	61-1852255				Miami Retail 1, LLC	.DE	OTH	Zurich American Insurance Company	Ownership	100.000	Zurich Insurance Group Ltd.	NO	10
		00000					Minas Brasil Promotora de Servicos S/A	.BRA	OTH	Zurich Minas Brasil Seguros S.A.	Ownership	100.000	Zurich Insurance Group Ltd.	NO	11
		00000					Minerva Science Limited	.GBR	OTH	Project Policy Bidco Limited	Ownership	100.000	Zurich Insurance Group Ltd.	NO	11
		00000	30-1003542				MSP APT 1, LLC	.DE	OTH	Zurich American Insurance Company	Ownership	100.000	Zurich Insurance Group Ltd.	NO	10
		00000					My Policy Limited	.GBR	OTH	Project Policy Bidco Limited	Ownership	100.000	Zurich Insurance Group Ltd.	NO	11
		00000	87-1630047				Nashville Apt. 1, LLC	.DE	OTH	Zurich American Insurance Company	Ownership	0.000	Zurich Insurance Group Ltd.	NO	11
		00000	30-1004249				Nashville Office 1, LLC	.DE	OTH	Zurich American Insurance Company	Ownership	100.000	Zurich Insurance Group Ltd.	NO	10
		00000					Navigators and General Insurance Company Limited	.GBR	OTH	Zurich Insurance plc	Ownership	100.000	Zurich Insurance Group Ltd.	NO	11

STATEMENT AS OF SEPTEMBER 30, 2023 OF THE FARMERS INSURANCE EXCHANGE

SCHEDULE Y
PART 1A - DETAIL OF INSURANCE HOLDING COMPANY SYSTEM

1	2	3	4	5	6	7	8	9	10	11	12	13	14	15	16
Group Code	Group Name	NAIC Company Code	ID Number	Federal RSSD	CIK	Name of Securities Exchange if Publicly Traded (U.S. or International)	Names of Parent, Subsidiaries Or Affiliates	Domi-ciliary Location	Relation-ship to Reporting Entity	Directly Controlled by (Name of Entity/Person)	Type of Control (Ownership, Board, Management, Attorney-in-Fact, Influence, Other)	If Control is Ownership Provide Percentage	Ultimate Controlling Entity(ies)/Person(s)	Is an SCA Filing Re-quired? (Yes/No)	*
		00000					Nearheath Limited	.GBR	OTH	Zurich Assurance Ltd	Ownership	100.000	Zurich Insurance Group Ltd	NO	11
		00000	30-1071415				NY Industrial 1, LLC	.DE	OTH	Zurich American Insurance Company	Ownership	100.000	Zurich Insurance Group Ltd	NO	11
		00000					Oak Underwriting plc	.GBR	OTH	Zurich Holdings (UK) Limited	Ownership	100.000	Zurich Insurance Group Ltd	NO	11
		00000					OnePath General Insurance Pty Limited	.AUS	OTH	Zurich Financial Services Australia Limited	Ownership	100.000	Zurich Insurance Group Ltd	NO	11
		00000					OnePath Life Australia Holdings Pty Ltd	.AUS	OTH	Zurich Financial Services Australia Limited	Ownership	100.000	Zurich Insurance Group Ltd	NO	11
		00000					OnePath Life Limited	.AUS	OTH	OnePath Life Australia Holdings Pty Ltd	Ownership	100.000	Zurich Insurance Group Ltd	NO	11
		00000					Orange Stone Company	.IRL	OTH	Zurich Finance Company AG	Ownership	100.000	Zurich Insurance Group Ltd	NO	11
		00000					Orion Rechtsschutz-Versicherung AG	.CHE	OTH	Zurich Versicherungs-Gesellschaft AG	Ownership	78.000	Zurich Insurance Group Ltd	NO	11
		00000					Parcelgate Limited	.GBR	OTH	Zurich Assurance Ltd	Ownership	100.000	Zurich Insurance Group Ltd	NO	11
		00000					Perils AG	.CHE	OTH	Zurich Versicherungs-Gesellschaft AG	Ownership	11.111	Zurich Insurance Group Ltd	NO	11
		00000					Perunsel S.A.	.URY	OTH	Zürich Versicherungs-Gesellschaft AG	Ownership	60.000	Zurich Insurance Group Ltd	NO	11
		00000					PFS Pension Fund Services AG	.CHE	OTH	Zürich Versicherungs-Gesellschaft AG	Ownership	18.433	Zurich Insurance Group Ltd	NO	11
		00000	35-2553880				Philly Office 1, LLC	.DE	OTH	Zurich American Insurance Company	Ownership	100.000	Zurich Insurance Group Ltd	NO	11
		00000	87-1553300				Philly Office Land, LLC	.DE	OTH	Zurich American Insurance Company	Ownership	100.000	Zurich Insurance Group Ltd	NO	11
		00000	47-1392591				POR Apt 1, LLC	.DE	OTH	Zurich American Insurance Company	Ownership	100.000	Zurich Insurance Group Ltd	NO	11
		00000	47-4067157				POR Apt 2, LLC	.DE	OTH	Zurich American Insurance Company	Ownership	100.000	Zurich Insurance Group Ltd	NO	11
		00000					Prime Corporate Psychology Pty Ltd	.AUS	OTH	DTC Bidco Pty Ltd	Ownership	100.000	Zurich Insurance Group Ltd	NO	11
		00000					Project Policy Bidco Limited	.GBR	OTH	Zürich Versicherungs-Gesellschaft AG	Ownership	20.000	Zurich Insurance Group Ltd	NO	11
		00000					Protektor Lebensversicherungs-AG	.DEU	OTH	Zurich Deutscher Herold Lebensversicherung Aktiengesellschaft	Ownership	5.158	Zurich Insurance Group Ltd	NO	11
		00000					PT Asuransi Adira Dinamika Tbk	.IDN	OTH	Zürich Versicherungs-Gesellschaft AG	Ownership	98.488	Zurich Insurance Group Ltd	NO	11
		00000	AA-5360007				PT Zurich Insurance Indonesia	.IDN	OTH	Zürich Rückversicherungs-Gesellschaft AG	Ownership	1.569	Zurich Insurance Group Ltd	NO	11
		00000	AA-5360007				PT Zurich Insurance Indonesia	.IDN	OTH	Zurich Versicherungs-Gesellschaft AG	Ownership	97.091	Zurich Insurance Group Ltd	NO	11
		00000					PT Zurich Topas Life	.IDN	OTH	Zurich Versicherungs-Gesellschaft AG	Ownership	80.000	Zurich Insurance Group Ltd	NO	11
		00000					Qover	.BEL	OTH	Zürich Versicherungs-Gesellschaft AG	Ownership	21.260	Zurich Insurance Group Ltd	NO	11
		00000					R3 FL Holdings, LLC	.FL	OTH	Fidelity and Deposit Company of Maryland	Ownership	100.000	Zurich Insurance Group Ltd	NO	11
		00000	88-3031830				Raleigh Office 2, LLC	.DE	OTH	Farmers New World Life Insurance Company	Ownership	100.000	Zurich Insurance Group Ltd	NO	11
		00000					Raleigh/Durham Offices, L.P.	.DE	OTH	Zurich Structured Finance, Inc.	Ownership	99.000	Zurich Insurance Group Ltd	NO	11
		00000					RE Curve Holding B.V.	.DEU	OTH	Zurich Deutscher Herold Lebensversicherung Aktiengesellschaft	Ownership	100.000	Zurich Insurance Group Ltd	NO	11
		00000					Real Garant Espana S.L.	.ESP	OTH	Real Garant GmbH Garantiesysteme	Ownership	100.000	Zurich Insurance Group Ltd	NO	11
		00000					Real Garant GmbH Garantiesysteme	.DEU	OTH	Real Garant Versicherung Aktiengesellschaft	Ownership	100.000	Zurich Insurance Group Ltd	NO	11
		00000					Real Garant Versicherung Aktiengesellschaft	.DEU	OTH	Zurich Beteiligungs-Aktiengesellschaft (Deutschland)	Ownership	100.000	Zurich Insurance Group Ltd	NO	11
		00000					Research Triangle MGP Manager, Inc.	.DE	OTH	Zurich Structured Finance, Inc.	Ownership	100.000	Zurich Insurance Group Ltd	NO	11
		00000					Research Triangle Office MGP, LLC	.DE	OTH	Research Triangle MGP Manager, Inc.	Ownership	1.000	Zurich Insurance Group Ltd	NO	11
		00000					Research Triangle Office MGP, LLC	.DE	OTH	Zurich Structured Finance, Inc.	Ownership	99.000	Zurich Insurance Group Ltd	NO	11
		00000					REX Baume S.C.I	.FRA	OTH	REX Holding France	Ownership	100.000	Zurich Insurance Group Ltd	NO	11
		00000					REX Holding France	.FRA	OTH	REX OPPCI Fonds	Ownership	100.000	Zurich Insurance Group Ltd	NO	11
		00000					REX Holding S.a.r.l.	.LUX	OTH	REX-ZDHL S.C.S. SICAV-SIF	Ownership	100.000	Zurich Insurance Group Ltd	NO	11
		00000					REX Mauchamps	.FRA	OTH	REX Holding France	Ownership	100.000	Zurich Insurance Group Ltd	NO	11
		00000					REX Vilette	.FRA	OTH	REX Holding France	Ownership	0.000	Zurich Insurance Group Ltd	NO	11
		00000					REX-Aurea-ZDHL S.C.S.	.LUX	OTH	REX-ZDHL GP S.à r.l.	Ownership	100.000	Zurich Insurance Group Ltd	NO	11
		00000					REX-De Baak B.V.	.NLD	OTH	REX Holding S.à r.l.	Ownership	100.000	Zurich Insurance Group Ltd	NO	11
		00000					REX-Germany-ZDHL S.C.S	.LUX	OTH	REX-ZDHL S.C.S. SICAV-SIF	Ownership	95.240	Zurich Insurance Group Ltd	NO	11
		00000					REX-Humboldtthafen Verwaltungs GmbH	.DEU	OTH	REX-ZDHL S.C.S. SICAV-SIF	Ownership	100.000	Zurich Insurance Group Ltd	NO	11

STATEMENT AS OF SEPTEMBER 30, 2023 OF THE FARMERS INSURANCE EXCHANGE

SCHEDULE Y
PART 1A - DETAIL OF INSURANCE HOLDING COMPANY SYSTEM

1	2	3	4	5	6	7	8	9	10	11	12	13	14	15	16
Group Code	Group Name	NAIC Company Code	ID Number	Federal RSSD	CIK	Name of Securities Exchange if Publicly Traded (U.S. or International)	Names of Parent, Subsidiaries Or Affiliates	Domi-ciliary Location	Relation-ship to Reporting Entity	Directly Controlled by (Name of Entity/Person)	Type of Control (Ownership, Board, Management, Attorney-in-Fact, Influence, Other)	If Control is Ownership Provide Percentage	Ultimate Controlling Entity(ies)/Person(s)	Is an SCA Filing Re-quired? (Yes/No)	*
		00000					Rex-Spain-ZDHL S.L.	.ESP	OTH	Zurich Deutscher Herold Lebensversicherung Aktiengesellschaft	Ownership	100.000	Zurich Insurance Group Ltd.	NO	11
		00000					REX-The East S.a.r.l	.LUX	OTH	REX-ZDHL S.C.S. SICAV-SIF	Ownership	94.800	Zurich Insurance Group Ltd.	NO	11
		00000					REX-ZDHL GP S.a.r.l	.LUX	OTH	Zurich Deutscher Herold Lebensversicherung Aktiengesellschaft	Ownership	100.000	Zurich Insurance Group Ltd.	NO	11
		00000					REX-ZDHL S.C.S. SICAV-SIF	.LUX	OTH	Zurich Deutscher Herold Lebensversicherung Aktiengesellschaft	Ownership	100.000	Zurich Insurance Group Ltd.	NO	11
		00000					Rock Inne Vastgoed B.V.	.NLD	OTH	REX Holding S.a.r.l	Ownership	100.000	Zurich Insurance Group Ltd.	YES	11
		00000					Rokin 21 B.V.	.NLD	OTH	Roxana Vastgoed B.V.	Ownership	100.000	Zurich Insurance Group Ltd.	NO	11
		00000					Rokin 49 B.V.	.NLD	OTH	Rock Inne Vastgoed B.V.	Ownership	100.000	Zurich Insurance Group Ltd.	NO	11
		00000					Roxana Vastgoed B.V.	.NLD	OTH	REX Holding S.a.r.l	Ownership	100.000	Zurich Insurance Group Ltd.	NO	11
.0212	Zurich Ins Group	39039	41-1375004				Rural Community Insurance Company	.MN	OTH	Zurich American Insurance Company	Ownership	100.000	Zurich Insurance Group Ltd.	NO	11
		00000	61-1791237				San Diego Retail 1, LLC	.DE	OTH	Zurich American Insurance Company	Ownership	100.000	Zurich Insurance Group Ltd.	NO	11
		00000					Santander Rio Seguros S.A.	.ARG	OTH	Inversiones ZS America SpA	Ownership	4.000	Zurich Insurance Group Ltd.	NO	11
		00000					Santander Rio Seguros S.A.	.ARG	OTH	Zurich Santander Insurance America, S.L.	Ownership	96.000	Zurich Insurance Group Ltd.	NO	11
		00000					Santander Seguros Sociedad Anónima	.URY	OTH	Zurich Santander Insurance America, S.L.	Ownership	100.000	Zurich Insurance Group Ltd.	NO	11
		00000					Saudi National Insurance Company	.BHR	OTH	Zurich Insurance Company Ltd (Bahrain Branch)	Ownership	5.000	Zurich Insurance Group Ltd.	NO	11
		00000	46-3060914				SEA APARTMENT 2, LLC	.DE	OTH	Zurich American Insurance Company	Ownership	100.000	Zurich Insurance Group Ltd.	NO	11
		00000					Serviaide, S.A. - Sociedad Unipersonal	.ESP	OTH	ALDE Asistencia Seguros y Reaseguros, S.A. - Sociedad Uniper	Ownership	100.000	Zurich Insurance Group Ltd.	NO	11
		00000					Servizurich S.A. - Sociedad Unipersonal	.ESP	OTH	Zurich Insurance plc, Sucursal en Espana	Ownership	100.000	Zurich Insurance Group Ltd.	NO	11
		00000	47-1153493				SF Apt 1, LLC	.DE	OTH	Zurich American Insurance Company	Ownership	100.000	Zurich Insurance Group Ltd.	NO	11
		00000					SpearTip International, LLC	.IL	OTH	SpearTip, LLC	Ownership	100.000	Zurich Insurance Group Ltd.	NO	11
		00000					SpearTip, LLC	.IL	OTH	Zurich Holding Company of America, Inc.	Ownership	100.000	Zurich Insurance Group Ltd.	NO	11
		00000	75-2195089				Special Insurance Services, Inc.	.IL	OTH	Zurich American Insurance Company	Ownership	100.000	Zurich Insurance Group Ltd.	NO	11
		00000					Speigelhof Vastgoed B.V.	.DEU	OTH	RE Curve Holding B.V.	Ownership	100.000	Zurich Insurance Group Ltd.	NO	11
		00000					Springboard Health and Performance Pty Ltd	.AUS	OTH	DTC Bidco Pty Ltd	Ownership	100.000	Zurich Insurance Group Ltd.	NO	11
		00000					Springworks International AB	.SWE	OTH	autoSense AG	Ownership	50.000	Zurich Insurance Group Ltd.	NO	11
.0212	Zurich U.S. Insurance Pool Group	26387	52-0981481				Steadfast Insurance Company	.IL	OTH	Zurich American Insurance Company	Ownership	100.000	Zurich Insurance Group Ltd.	NO	11
		00000					Steadfast Santa Clarita Holdings LLC	.DE	OTH	Steadfast Insurance Company	Ownership	100.000	Zurich Insurance Group Ltd.	NO	11
		00000					Stratos Limited	.NZL	OTH	DTC NZ Bidco Limited	Ownership	100.000	Zurich Insurance Group Ltd.	NO	11
		00000					Swiss Insurance Management (Hong Kong) Limited	.HKG	OTH	Zurich Services (Hong Kong) Limited	Ownership	0.495	Zurich Insurance Group Ltd.	NO	11
		00000					Swiss Insurance Management (Hong Kong) Limited	.HKG	OTH	Zurich Insurance Holdings (Hong Kong) Limited	Ownership	99.505	Zurich Insurance Group Ltd.	NO	11
		00000					TDG Tele Dienste GmbH	.DEU	OTH	Zurich Beteiligungs-Aktiengesellschaft (Deutschland)	Ownership	100.000	Zurich Insurance Group Ltd.	NO	11
		00000					Tennyson Insurance Limited	.GBR	OTH	Zurich Holdings (UK) Limited	Ownership	100.000	Zurich Insurance Group Ltd.	NO	11
		00000					The Liverpool Reversionary Company Limited	.GBR	OTH	Zurich Legacy Solutions Services (UK) Limited	Ownership	100.000	Zurich Insurance Group Ltd.	NO	11
		00000	36-3839542				The Zurich Services Corporation	.IL	OTH	Zurich Holding Company of America, Inc.	Ownership	100.000	Zurich Insurance Group Ltd.	NO	11
		00000					TopReport Schadenbesichtigungs GmbH	.AUT	OTH	Zurich Versicherungs-Aktiengesellschaft	Ownership	14.286	Zurich Insurance Group Ltd.	NO	11
		00000					Travel Ace Chile S.A.	.CHL	OTH	Travel Ace Internacional de Servicios S.A.	Ownership	1.000	Zurich Insurance Group Ltd.	NO	11
		00000					Travel Ace Chile S.A.	.CHL	OTH	Zürich Versicherungs-Gesellschaft AG	Ownership	99.000	Zurich Insurance Group Ltd.	NO	11
		00000					Travel Ace Internacional de Servicios S.A.	.URY	OTH	Zürich Versicherungs-Gesellschaft AG	Ownership	100.000	Zurich Insurance Group Ltd.	NO	10
		00000					Travel Assist Pty Limited	.AUS	OTH	ASTIS Holdings Limited	Ownership	100.000	Zurich Insurance Group Ltd.	NO	11
		00000					Travel Insurance Partners Pty Ltd	.AUS	OTH	Travel Assist Pty Limited	Ownership	100.000	Zurich Insurance Group Ltd.	NO	11
		00000					Travel Insurance Services Canada Inc.	.CAN	OTH	World Travel Protection Canada Inc.	Ownership	100.000	Zurich Insurance Group Ltd.	NO	11

STATEMENT AS OF SEPTEMBER 30, 2023 OF THE FARMERS INSURANCE EXCHANGE

SCHEDULE Y

PART 1A - DETAIL OF INSURANCE HOLDING COMPANY SYSTEM

1	2	3	4	5	6	7	8	9	10	11	12	13	14	15	16
Group Code	Group Name	NAIC Company Code	ID Number	Federal RSSD	CIK	Name of Securities Exchange if Publicly Traded (U.S. or International)	Names of Parent, Subsidiaries Or Affiliates	Domi-ciliary Location	Relation-ship to Reporting Entity	Directly Controlled by (Name of Entity/Person)	Type of Control (Ownership, Board, Management, Attorney-in-Fact, Influence, Other)	If Control is Ownership Provide Percentage	Ultimate Controlling Entity(ies)/Person(s)	Is an SCA Filing Re-quired? (Yes/No)	*
		00000					Traveler Insurance Services Limited	DE	OTH	Cover-More Holdings USA Inc.	Ownership	100.000	Zurich Insurance Group Ltd.	NO	11
		00000	95-2670330				Truck Underwriters Association	CA	OTH	Farmers Group, Inc.	Ownership	100.000	Zurich Insurance Group Ltd.	NO	11
		00000					Turegum Immobilien AG	CH	OTH	Zurich Versicherungs-Gesellschaft AG	Ownership	100.000	Zurich Insurance Group Ltd.	NO	11
		00000					Travel Ace Internacional de Servicios S.A.								
		00000					UA Assistance S.A. de C.V.	MEX	OTH		Ownership	0.000	Zurich Insurance Group Ltd.	NO	11
		00000					UA Assistance S.A. de C.V.	MEX	OTH	Zürich Versicherungs-Gesellschaft AG	Ownership	100.000	Zurich Insurance Group Ltd.	NO	11
		00000					Universal Assistance Assistencia Ao Viajante Ltda	BRA	OTH	Perunsel S.A.	Ownership	0.000	Zurich Insurance Group Ltd.	NO	11
		00000					Universal Assistance S.A.	ARG	OTH	World Wide Assistance S.A.	Ownership	92.710	Zurich Insurance Group Ltd.	YES	11
		00000					Universal Assistance S.A.	ARG	OTH	Zürich Versicherungs-Gesellschaft AG	Ownership	7.290	Zurich Insurance Group Ltd.	YES	11
		00000					Universal Assistance S.A.	URY	OTH	Zürich Versicherungs-Gesellschaft AG	Ownership	100.000	Zurich Insurance Group Ltd.	NO	11
		00000					Universal Travel Assistance S.A.S.	COL	OTH	Zürich Versicherungs-Gesellschaft AG	Ownership	100.000	Zurich Insurance Group Ltd.	NO	11
0212	Zurich U.S. Insurance Pool Group	41181	43-1249228				Universal Underwriters Insurance Company	IL	OTH	Zurich American Insurance Company	Ownership	100.000	Zurich Insurance Group Ltd.	NO	11
		00000					Universal Underwriters of Texas Insurance Company	IL	OTH	Universal Underwriters Insurance Company	Ownership	100.000	Zurich Insurance Group Ltd.	NO	10
0212	Zurich U.S. Insurance Pool Group	40843	36-3139101				Universal Underwriters Service Corporation	MO	OTH	Zurich Holding Company of America, Inc.	Ownership	100.000	Zurich Insurance Group Ltd.	NO	11
		00000	43-1269296				Universal Assistance Inc.	FL	OTH	Universal Assistance S.A.	Ownership	0.000	Zurich Insurance Group Ltd.	NO	11
		00000	26-1282208				Vehicle Dealer Solutions, Inc.	FL	OTH	Zurich Holding Company of America, Inc.	Ownership	100.000	Zurich Insurance Group Ltd.	NO	11
		00000					Winchester Land, LLC	FL	OTH	R3 FL Holdings, LLC	Ownership	100.000	Zurich Insurance Group Ltd.	NO	11
		00000					Winn-Dixie MGP Manager, Inc.	DE	OTH	Zurich Structured Finance, Inc.	Ownership	100.000	Zurich Insurance Group Ltd.	NO	11
		00000					Wohnen H3B Humboldthafen GmbH&Co.KG	DEU	OTH	REX-ZDHL S.C.S. SICAV-SIF	Ownership	94.900	Zurich Insurance Group Ltd.	NO	11
		00000					World Travel Protection Canada Inc.	CAN	OTH	Zurich Canadian Holdings Limited	Ownership	100.000	Zurich Insurance Group Ltd.	NO	11
		00000					World Wide Assistance S.A.	ARG	OTH	Zürich Versicherungs-Gesellschaft AG	Ownership	100.000	Zurich Insurance Group Ltd.	NO	11
		00000					Wrightway Underwriting Limited	IRL	OTH	Ballykilliane Holdings Limited	Ownership	100.000	Zurich Insurance Group Ltd.	NO	11
		00000					Z flex Gesellschaft für Personaldienstleistungen mbH	DEU	OTH	Zurich Beteiligungs-Aktiengesellschaft (Deutschland)	Ownership	100.000	Zurich Insurance Group Ltd.	NO	11
		00000					ZCM (U.S.) Limited	DE	OTH	Zurich Finance Company Ltd	Ownership	100.000	Zurich Insurance Group Ltd.	NO	11
		00000					ZCM Asset Holding Company (Bermuda) Limited	BMU	OTH	Zurich Finance Company Ltd	Ownership	100.000	Zurich Insurance Group Ltd.	NO	11
		00000	20-5900744				ZFUS Services, LLC	DE	OTH	Zurich Holding Company of America, Inc.	Ownership	100.000	Zurich Insurance Group Ltd.	NO	11
		00000					Zurich Legacy Solutions Services (UK) Limited	GBR	OTH	Zurich Legacy Solutions Services (UK) Limited	Ownership	100.000	Zurich Insurance Group Ltd.	NO	11
		00000					ZGEE14 Limited	LUX	OTH	Zurich Investments Life S.p.A.	Ownership	100.000	Zurich Insurance Group Ltd.	NO	11
		00000					ZIREF Holdco 1 SARL			Zürich Lebensversicherungs-Gesellschaft AG	Ownership	100.000	Zurich Insurance Group Ltd.	NO	11
		00000					ZLS Aseguradora de Colombia S.A	COL	OTH		Ownership	4.430	Zurich Insurance Group Ltd.	NO	11
		00000					ZLS Aseguradora de Colombia S.A	COL	OTH	Zürich Versicherungs-Gesellschaft AG	Ownership	95.000	Zurich Insurance Group Ltd.	NO	11
		00000	02-0802795				ZNA Services, LLC	DE	OTH	ZFUS Services, LLC	Ownership	100.000	Zurich Insurance Group Ltd.	NO	11
		00000					ZPC Capital Limited	GBR	OTH	Zurich Holdings (UK) Limited	Ownership	100.000	Zurich Insurance Group Ltd.	NO	11
		00000					ZSF / Office KY, LLC	DE	OTH	Euclid Office LP	Ownership	100.000	Zurich Insurance Group Ltd.	NO	11
		00000					ZSF / Office NV, LLC	DE	OTH	Euclid Office LP	Ownership	100.000	Zurich Insurance Group Ltd.	NO	11
		00000					ZSF / Office NY, LLC	DE	OTH	Euclid Office LP	Ownership	100.000	Zurich Insurance Group Ltd.	NO	11
		00000					ZSF KY Annex, LLC	DE	OTH	Euclid KY Annex, LP	Ownership	100.000	Zurich Insurance Group Ltd.	NO	11
		00000					ZSF/Bloomington, LLC	DE	OTH	Bloomington Office LP	Ownership	100.000	Zurich Insurance Group Ltd.	NO	11
		00000					ZSF/C1 MGP Manager, Inc	DE	OTH	Zurich Structured Finance, Inc.	Ownership	100.000	Zurich Insurance Group Ltd.	NO	11
		00000					ZSF/C1 MGP, LLC	DE	OTH	ZSF/C1 MGP Manager, Inc	Ownership	1.000	Zurich Insurance Group Ltd.	NO	11
		00000					ZSF/C1 MGP, LLC	DE	OTH	Zurich Structured Finance, Inc.	Ownership	99.000	Zurich Insurance Group Ltd.	NO	11
		00000					ZSF/C2 MGP Manager, Inc	DE	OTH	Zurich Structured Finance, Inc.	Ownership	100.000	Zurich Insurance Group Ltd.	NO	11
		00000					ZSF/C2 MGP, LLC	DE	OTH	ZSF/CF2 MGP Manager, Inc	Ownership	1.000	Zurich Insurance Group Ltd.	NO	11
		00000					ZSF/C2 MGP, LLC	DE	OTH	Zurich Structured Finance, Inc.	Ownership	99.000	Zurich Insurance Group Ltd.	NO	11
		00000					ZSF/Dallas Tower, LLC	DE	OTH	Dallas Tower LP	Ownership	100.000	Zurich Insurance Group Ltd.	NO	11
		00000					ZSF/Kansas, LLC	DE	OTH	Kansas City Office LP	Ownership	100.000	Zurich Insurance Group Ltd.	NO	11

12.10

STATEMENT AS OF SEPTEMBER 30, 2023 OF THE FARMERS INSURANCE EXCHANGE

SCHEDULE Y

PART 1A - DETAIL OF INSURANCE HOLDING COMPANY SYSTEM

1	2	3	4	5	6	7	8	9	10	11	12	13	14	15	16
Group Code	Group Name	NAIC Company Code	ID Number	Federal RSSD	CIK	Name of Securities Exchange if Publicly Traded (U.S. or International)	Names of Parent, Subsidiaries Or Affiliates	Domi-ciliary Location	Relation-ship to Reporting Entity	Directly Controlled by (Name of Entity/Person)	Type of Control (Ownership, Board, Management, Attorney-in-Fact, Influence, Other)	If Control is Ownership Provide Percentage	Ultimate Controlling Entity(ies)/Person(s)	Is an SCA Filing Re-quired? (Yes/No)	*
		00000					ZSF/Land Parcels LLC	DE	OTH	Zurich Structured Finance, Inc.	Ownership	100.000	Zurich Insurance Group Ltd.	NO	11
		00000					ZSF/Research Gateway, LLC	DE	OTH	Raleigh/Durham Offices, L.P.	Ownership	100.000	Zurich Insurance Group Ltd.	NO	11
		00000					ZSF/WD Fitzgerald, LLC	DE	OTH	Euclid Warehouses LP	Ownership	100.000	Zurich Insurance Group Ltd.	NO	11
		00000					ZSF/WD Hammond, LLC	DE	OTH	Euclid Warehouses LP	Ownership	100.000	Zurich Insurance Group Ltd.	NO	11
		00000					ZSF/WD Jacksonville, LLC	DE	OTH	Euclid Warehouses LP	Ownership	100.000	Zurich Insurance Group Ltd.	NO	11
		00000					ZSF/WD Opa Locka, LLC	DE	OTH	Euclid Warehouses LP	Ownership	100.000	Zurich Insurance Group Ltd.	NO	11
		00000	36-3096373				ZSFH LLC	DE	OTH	Zurich Holding Company of America, Inc.	Ownership	100.000	Zurich Insurance Group Ltd.	NO	11
		00000					ZSG Kfz-ZulassungsservicegesmbH	AUT	OTH	Zurich Versicherungs-Aktiengesellschaft	Ownership	33.333	Zurich Insurance Group Ltd.	NO	11
		00000					Zurich - Companhia de Seguros Vida S.A.	PRT	OTH	Zurich Finanz-Gesellschaft AG	Ownership	0.001	Zurich Insurance Group Ltd.	NO	11
		00000					Zurich - Companhia de Seguros Vida S.A.	PRT	OTH	Zurich Investments Life S.p.A.	Ownership	0.001	Zurich Insurance Group Ltd.	NO	11
		00000					Zurich - Companhia de Seguros Vida S.A.	PRT	OTH	Zurich Lebensversicherungs-Gesellschaft AG	Ownership	99.996	Zurich Insurance Group Ltd.	NO	11
		00000					Zurich - Companhia de Seguros Vida S.A.	PRT	OTH	Zurich Versicherungs-Gesellschaft AG	Ownership	0.001	Zurich Insurance Group Ltd.	NO	11
		00000					Zurich - Companhia de Seguros Vida S.A.	PRT	OTH	Zurich Vida, Companhia de Seguros y Reaseguros, S.A. - Sociad	Ownership	0.001	Zurich Insurance Group Ltd.	NO	11
		00000					Zurich (Scotland) Limited Partnership	GBR	OTH	Zurich General Partner (Scotland) Ltd	Ownership	100.000	Zurich Insurance Group Ltd.	NO	11
		00000					Zurich Advice Network Limited	GBR	OTH	Allied Dunbar Assurance plc	Ownership	100.000	Zurich Insurance Group Ltd.	NO	11
		00000					Zurich AFIN Mexico, S.A. DE C.V.	MEX	OTH	Zurich Compania de Seguros, S.A.	Ownership	0.002	Zurich Insurance Group Ltd.	NO	11
		00000					Zurich AFIN Mexico, S.A. DE C.V.	MEX	OTH	Zurich Versicherungs-Gesellschaft AG	Ownership	99.998	Zurich Insurance Group Ltd.	NO	11
		00000	04-3126497				Zurich Agency Services Inc.	MA	OTH	Zurich Holding Company of America, Inc.	Ownership	100.000	Zurich Insurance Group Ltd.	NO	11
		00000	86-1164252				Zurich Alternative Asset Management, LLC	DE	OTH	Zurich Holding Company of America, Inc.	Ownership	100.000	Zurich Insurance Group Ltd.	NO	11
		00000					Zurich America Latina Serviços Brasil Ltda.	BRA	OTH	Zurich Lebensversicherungs-Gesellschaft AG	Ownership	0.010	Zurich Insurance Group Ltd.	YES	11
		00000					Zurich America Latina Serviços Brasil Ltda.	BRA	OTH	Zurich Versicherungs-Gesellschaft AG	Ownership	99.990	Zurich Insurance Group Ltd.	NO	11
0212	Zurich U.S. Insurance Pool Group	16535	36-4233459				Zurich American Insurance Company	NY	OTH	Zurich Holding Company of America, Inc.	Ownership	100.000	Zurich Insurance Group Ltd.	NO	11
		00000					Zurich American Insurance Company of Illinois	IL	OTH	American Zurich Insurance Company	Ownership	100.000	Zurich Insurance Group Ltd.	NO	11
0212	Zurich U.S. Insurance Pool Group	27855	36-2781080				Zurich American Insurance Company of Illinois	IL	OTH	Zurich Holding Company of America, Inc.	Ownership	100.000	Zurich Insurance Group Ltd.	NO	11
0212	Zurich Ins Group	90557	36-3050975				Zurich American Life Insurance Company	IL	OTH	Zurich Holding Company of America, Inc.	Ownership	100.000	Zurich Insurance Group Ltd.	NO	11
		00000					Zurich American Life Insurance Company of New York	NY	OTH	Zurich American Life Insurance Company	Ownership	100.000	Zurich Insurance Group Ltd.	NO	11
		00000					Zurich Argentina Cia. de Seguros S.A.	ARG	OTH	Inversiones Suizo-Argentina S.A.	Ownership	55.461	Zurich Insurance Group Ltd.	NO	11
		00000	AA-2130022				Zurich Argentina Cia. de Seguros S.A.	ARG	OTH	Zurich Versicherungs-Gesellschaft AG	Ownership	44.536	Zurich Insurance Group Ltd.	NO	11
		00000	AA-2130022				Zurich Argentina Compania de Seguros de Retiro S.A.	ARG	OTH	Zurich Argentina Cia. de Seguros S.A.	Ownership	46.642	Zurich Insurance Group Ltd.	NO	11
		00000					Zurich Argentina Compania de Seguros de Retiro S.A.	ARG	OTH	Zurich Versicherungs-Gesellschaft AG	Ownership	53.358	Zurich Insurance Group Ltd.	NO	11
		00000					Zurich Aseguradora Argentina S.A.	ARG	OTH	Zürich Versicherungs-Gesellschaft AG	Ownership	99.900	Zurich Insurance Group Ltd.	NO	11
		00000					Zurich Aseguradora Mexicana, S.A. de C.V.	MEX	OTH	Zürich Lebensversicherungs-Gesellschaft AG	Ownership	0.000	Zurich Insurance Group Ltd.	NO	11
		00000					Zurich Aseguradora Mexicana, S.A. de C.V.	MEX	OTH	Zürich Versicherungs-Gesellschaft AG	Ownership	100.000	Zurich Insurance Group Ltd.	NO	11
		00000					Zurich Asset Management Gerente de Fondos Comunes de Inversi	ARG	OTH	Inversiones Suizo-Argentina S.A.	Ownership	90.000	Zurich Insurance Group Ltd.	NO	11
		00000					Zurich Asset Management Gerente de Fondos Comunes de Inversi	ARG	OTH	Isis S.A.	Ownership	10.000	Zurich Insurance Group Ltd.	NO	11
		00000					Zurich Assurance Ltd	GBR	OTH	Eagle Star Holdings Limited	Ownership	100.000	Zurich Insurance Group Ltd.	NO	11
		00000					Zurich Assure Australia Pty Limited	AUS	OTH	Zurich Financial Services Australia Limited	Ownership	100.000	Zurich Insurance Group Ltd.	NO	11
		00000					Zurich Australia Limited	AUS	OTH	Zurich Financial Services Australia Limited	Ownership	100.000	Zurich Insurance Group Ltd.	NO	11

STATEMENT AS OF SEPTEMBER 30, 2023 OF THE FARMERS INSURANCE EXCHANGE

SCHEDULE Y
PART 1A - DETAIL OF INSURANCE HOLDING COMPANY SYSTEM

1	2	3	4	5	6	7	8	9	10	11	12	13	14	15	16
Group Code	Group Name	NAIC Company Code	ID Number	Federal RSSD	CIK	Name of Securities Exchange if Publicly Traded (U.S. or International)	Names of Parent, Subsidiaries Or Affiliates	Domi-ciliary Location	Relation-ship to Reporting Entity	Directly Controlled by (Name of Entity/Person)	Type of Control (Ownership, Board, Management, Attorney-in-Fact, Influence, Other)	If Control is Ownership Provide Percentage	Ultimate Controlling Entity(ies)/Person(s)	Is an SCA Filing Re-quired? (Yes/No)	*
		00000	AA-1930995				Zurich Australian Insurance Limited	.AUS.	OTH.	Zurich Financial Services Australia Limited	Ownership	100.000	Zurich Insurance Group Ltd.	NO	11
		00000					Zurich Australian Insurance Properties Pty Limited	.AUS.	OTH.	Zurich Australia Limited	Ownership	40.000	Zurich Insurance Group Ltd.	NO	11
		00000					Zurich Australian Insurance Properties Pty Limited	.AUS.	OTH.	Zurich Australian Insurance Limited	Ownership	60.000	Zurich Insurance Group Ltd.	NO	11
		00000					Zurich Australian Property Holdings Pty Ltd	.AUS.	OTH.	Zürich Versicherungs-Gesellschaft AG	Ownership	100.000	Zurich Insurance Group Ltd.	NO	11
		00000					Zurich Bank International Limited	.GBR.	OTH.	Dunbar Assets Ireland	Ownership	100.000	Zurich Insurance Group Ltd.	NO	11
		00000	13-4186554				Zurich Benefit Finance LLC	.DE.	OTH.	Zurich Holding Company of America, Inc.	Ownership	100.000	Zurich Insurance Group Ltd.	NO	11
		00000					Zurich Beteiligungs-Aktiengesellschaft (Deutschland)	.DEU.	OTH.	Zurich IT Service AG Niederlassung fur Deutschland	Ownership	82.617	Zurich Insurance Group Ltd.	NO	11
		00000					Zurich Beteiligungs-Aktiengesellschaft (Deutschland)	.DEU.	OTH.	Zurich Leben Service AG Niederlassung fur Deutschland	Ownership	17.383	Zurich Insurance Group Ltd.	NO	11
		00000					Zurich Brasil Capitalizacao S.A	.BRA.	OTH.	Zurich Versicherungs-Gesellschaft AG	Ownership	100.000	Zurich Insurance Group Ltd.	NO	11
		00000					Zurich Brasil Companhia de Seguros	.BRA.	OTH.	Zurich Minas Brasil Seguros S.A.	Ownership	100.000	Zurich Insurance Group Ltd.	NO	11
		00000					Zurich Building Control Services Limited	.GBR.	OTH.	Zurich Holdings (UK) Limited	Ownership	100.000	Zurich Insurance Group Ltd.	NO	11
		00000					Zurich Canadian Holdings Limited	.CAN.	OTH.	Zurich Insurance Company Ltd, Canadian Branch	Ownership	68.819	Zurich Insurance Group Ltd.	NO	11
		00000					Zurich Canadian Holdings Limited	.CAN.	OTH.	Zurich Versicherungs-Gesellschaft AG	Ownership	31.181	Zurich Insurance Group Ltd.	NO	11
		00000					Zurich Commercial Services (Europe) GmbH	.DEU.	OTH.	Zürich Beteiligungs-Aktiengesellschaft (Deutschland)	Ownership	100.000	Zurich Insurance Group Ltd.	NO	11
		00000					Zurich Community Trust (UK) Limited	.GBR.	OTH.	Zurich Financial Services (UKISA) Limited	Ownership	50.000	Zurich Insurance Group Ltd.	NO	11
		00000					Zurich Community Trust (UK) Limited	.GBR.	OTH.	Zurich Financial Services (UKISA) Nominees Limited	Ownership	50.000	Zurich Insurance Group Ltd.	NO	11
		00000					Zurich Compania de Reaseguros Argentina S.A.	.ARG.	OTH.	Inversiones Suizo-Argentina S.A.	Ownership	95.000	Zurich Insurance Group Ltd.	NO	11
		00000					Zurich Compania de Reaseguros Argentina S.A.	.ARG.	OTH.	Zurich Versicherungs-Gesellschaft AG	Ownership	5.000	Zurich Insurance Group Ltd.	NO	11
		00000					Zurich Compania de Seguros, S.A.	.MEX.	OTH.	Zurich Versicherungs-Gesellschaft AG	Ownership	99.883	Zurich Insurance Group Ltd.	NO	11
		00000					Zurich Corredora de Bolsa S.A.	.CHL.	OTH.	Inversiones Suizo Chilena S.A.	Ownership	99.000	Zurich Insurance Group Ltd.	NO	11
		00000					Zurich Corredora de Bolsa S.A.	.CHL.	OTH.	Zurich Investments Chile S.A.	Ownership	1.000	Zurich Insurance Group Ltd.	NO	11
		00000					Zurich Customer Active Management, d.o.o.	.SVN.	OTH.	Zürich Versicherungs-Gesellschaft AG	Ownership	100.000	Zurich Insurance Group Ltd.	YES	11
		00000	36-4412924				Zurich CZI Management Holding Ltd.	.DE.	OTH.	Zurich Global Investment Management Inc.	Ownership	100.000	Zurich Insurance Group Ltd.	NO	11
		00000					Zurich Deutscher Herold Lebensversicherung Aktiengesellschaft	.DEU.	OTH.	Deutscher Herold Aktiengesellschaft	Ownership	67.540	Zurich Insurance Group Ltd.	NO	11
		00000					Zurich Deutscher Herold Lebensversicherung Aktiengesellschaft	.DEU.	OTH.	Zurich Beteiligungs-Aktiengesellschaft (Deutschland)	Ownership	32.460	Zurich Insurance Group Ltd.	NO	11
		00000	95-4773780				Zurich E&S Insurance Brokerage, Inc.	.CA.	OTH.	Zurich American Insurance Company	Ownership	100.000	Zurich Insurance Group Ltd.	NO	11
		00000					Zurich Employment Services Limited	.GBR.	OTH.	Zurich Financial Services (UKISA) Limited	Ownership	100.000	Zurich Insurance Group Ltd.	NO	11
		00000					Zurich Engineering Inspection Services Ireland Limited	.IRL.	OTH.	Zurich Insurance plc	Ownership	100.000	Zurich Insurance Group Ltd.	NO	11
		00000					Zurich Eurolife S.A.	.LUX.	OTH.	Zurich Lebensversicherungs-Gesellschaft AG	Ownership	90.000	Zurich Insurance Group Ltd.	NO	11
		00000					Zurich Eurolife S.A.	.LUX.	OTH.	Zurich Versicherungs-Gesellschaft AG	Ownership	10.000	Zurich Insurance Group Ltd.	NO	11
		00000	AA-0053640				Zurich F&I Reinsurance T&C Limited	.TCA.	OTH.	Universal Underwriters Service Corporation	Ownership	100.000	Zurich Insurance Group Ltd.	NO	11
		00000	AA-0053640				Zurich F&I Reinsurance T&C Limited	.TCA.	OTH.	Zurich Agency Services Inc.	Ownership	0.001	Zurich Insurance Group Ltd.	NO	11
		00000					Zurich Fianzas Mexico, S.A.DE C.V.	.MEX.	OTH.	Zurich Versicherungs-Gesellschaft AG	Ownership	100.000	Zurich Insurance Group Ltd.	NO	11
		00000					Zurich Finance (Australia) Limited	.AUS.	OTH.	Zürich Versicherungs-Gesellschaft AG	Ownership	100.000	Zurich Insurance Group Ltd.	NO	11
		00000					Zurich Finance (Ireland) DAC	.IRL.	OTH.	Zürich Versicherungs-Gesellschaft AG	Ownership	100.000	Zurich Insurance Group Ltd.	NO	11

STATEMENT AS OF SEPTEMBER 30, 2023 OF THE FARMERS INSURANCE EXCHANGE

SCHEDULE Y

PART 1A - DETAIL OF INSURANCE HOLDING COMPANY SYSTEM

1	2	3	4	5	6	7	8	9	10	11	12	13	14	15	16
Group Code	Group Name	NAIC Company Code	ID Number	Federal RSSD	CIK	Name of Securities Exchange if Publicly Traded (U.S. or International)	Names of Parent, Subsidiaries Or Affiliates	Domi-ciliary Location	Relation-ship to Reporting Entity	Directly Controlled by (Name of Entity/Person)	Type of Control (Ownership, Board, Management, Attorney-in-Fact, Influence, Other)	If Control is Ownership Provide Percentage	Ultimate Controlling Entity(ies)/Person(s)	Is an SCA Filing Re-quired? (Yes/No)	*
		00000					Zurich Finance (UK) plc	.GBR	OTH	Zurich Financial Services (UKISA) Limited Zurich Financial Services (UKISA) Nominees Limited	Ownership	99.998	Zurich Insurance Group Ltd.	NO	11
		00000					Zurich Finance (UK) plc	.GBR	OTH	Zurich Financial Services (UKISA) Limited	Ownership	0.002	Zurich Insurance Group Ltd.	NO	11
		00000					Zurich Finance Company Ltd	.CHE	OTH	Zurich Versicherungs-Gesellschaft AG	Ownership	100.000	Zurich Insurance Group Ltd.	NO	11
		00000					Zurich Financial Services (Isle of Man) Group Services Limited	.GBR	OTH	Zurich Versicherungs-Gesellschaft AG	Ownership	100.000	Zurich Insurance Group Ltd.	NO	11
		00000					Zurich Financial Services (Isle of Man) Holdings Limited	.GBR	OTH	Zurich Versicherungs-Gesellschaft AG	Ownership	100.000	Zurich Insurance Group Ltd.	NO	11
		00000					Zurich Financial Services (Isle of Man) Insurance Manager Lt	.GBR	OTH	Zurich Versicherungs-Gesellschaft AG	Ownership	100.000	Zurich Insurance Group Ltd.	NO	11
		00000					Zurich Financial Services (UKISA) Limited	.GBR	OTH	Allied Zurich Holdings Limited	Ownership	90.316	Zurich Insurance Group Ltd.	NO	11
		00000					Zurich Financial Services (UKISA) Limited	.GBR	OTH	Zurich Insurance plc	Ownership	9.684	Zurich Insurance Group Ltd.	NO	11
		00000					Zurich Financial Services (UKISA) Nominees Limited	.GBR	OTH	Zurich Financial Services (UKISA) Limited	Ownership	100.000	Zurich Insurance Group Ltd.	NO	11
		00000	AA-1930995				Zurich Financial Services Australia Limited	.AUS	OTH	Zurich Versicherungs-Gesellschaft AG	Ownership	100.000	Zurich Insurance Group Ltd.	NO	11
		00000					Zurich Financial Services EUB Holdings Limited	.IRL	OTH	Zurich Ins Group	Ownership	0.083	Zurich Insurance Group Ltd.	NO	11
		00000					Zurich Financial Services EUB Holdings Limited	.IRL	OTH	Zurich Insurance Group Ltd.	Ownership	99.917	Zurich Insurance Group Ltd.	NO	11
		00000					Zurich Financial Services UK Pension Trustee Limited	.GBR	OTH	Zurich Financial Services (UKISA) Limited	Ownership	99.000	Zurich Insurance Group Ltd.	NO	11
		00000					Zurich Finanz-Gesellschaft AG	.CHE	OTH	Zurich Versicherungs-Gesellschaft AG	Ownership	100.000	Zurich Insurance Group Ltd.	NO	11
		00000					Zurich General Insurance (Hong Kong) Limited	.HKG	OTH	Zurich Insurance Company Ltd, Hong Kong Branch	Ownership	100.000	Zurich Insurance Group Ltd.	NO	11
		00000					Zurich General Insurance Company (China) Limited	.CHN	OTH	Zurich Versicherungs-Gesellschaft AG	Ownership	100.000	Zurich Insurance Group Ltd.	NO	11
		00000					Zurich General Insurance Malaysia Berhad	.MYS	OTH	Zürich Versicherungs-Gesellschaft AG	Ownership	100.000	Zurich Insurance Group Ltd.	NO	11
		00000					Zurich General Partner (Scotland) Ltd	.GBR	OTH	Allied Zurich Holdings Limited	Ownership	100.000	Zurich Insurance Group Ltd.	NO	11
		00000					Zurich General Takaful Malaysia Berhad	.MYS	OTH	Zurich Holdings Malaysia Berhad	Ownership	100.000	Zurich Insurance Group Ltd.	NO	11
		00000					Zurich GL Servicios Mexico, S.A. de C.V.	.MEX	OTH	Zurich Compañía de Seguros, S.A.	Ownership	5.000	Zurich Insurance Group Ltd.	NO	11
		00000					Zurich GL Servicios Mexico, S.A. de C.V.	.MEX	OTH	Zurich Vida, Compañía de Seguros, S.A.	Ownership	95.000	Zurich Insurance Group Ltd.	NO	11
		00000					Zurich Global Corporate UK Limited	.GBR	OTH	Zurich Holdings (UK) Limited	Ownership	100.000	Zurich Insurance Group Ltd.	NO	11
		00000	04-3729755				Zurich Global Investment Management Inc.	.DE	OTH	Zurich Holding Company of America, Inc.	Ownership	100.000	Zurich Insurance Group Ltd.	NO	11
		00000	AA-3190947				Zurich Global, Ltd.	.BMU	OTH	Zurich Holding Company of America, Inc.	Ownership	100.000	Zurich Insurance Group Ltd.	NO	11
		00000					Zurich Global Ventures MGA Solutions (SA)	.BEL	OTH	Zürich Versicherungs-Gesellschaft AG	Ownership	100.000	Zurich Insurance Group Ltd.	NO	11
		00000					Zurich Group Pension Services (UK) Ltd	.GBR	OTH	Zurich Assurance Ltd	Ownership	100.000	Zurich Insurance Group Ltd.	NO	11
		00000					Zurich GSG Limited	.GBR	OTH	Zurich GSH Limited	Ownership	100.000	Zurich Insurance Group Ltd.	NO	11
		00000					Zurich GSH Limited	.GBR	OTH	Zurich Holdings (UK) Limited	Ownership	100.000	Zurich Insurance Group Ltd.	NO	11
		00000	36-3096373				Zurich Holding Company of America, Inc.	.DE	OTH	Zurich Versicherungs-Gesellschaft AG	Ownership	100.000	Zurich Insurance Group Ltd.	NO	11
		00000					Zurich Holding Ireland Limited	.IRL	OTH	Zurich Versicherungs-Gesellschaft AG	Ownership	100.000	Zurich Insurance Group Ltd.	NO	11
		00000					Zurich Holdings (UK) Limited	.GBR	OTH	Zurich Versicherungs-Gesellschaft AG	Ownership	100.000	Zurich Insurance Group Ltd.	NO	11
		00000					Zurich Immobilien (Deutschland) AG & Co. KG	.DEU	OTH	Zurich Immobilienreuhand (Deutschland) GmbH	Ownership	0.000	Zurich Insurance Group Ltd.	NO	11
		00000					Zurich Immobilien Liegenschaftsverwaltungs-GesmbH	.AUT	OTH	Zurich Versicherungs-Gesellschaft AG	Ownership	100.000	Zurich Insurance Group Ltd.	NO	11
		00000					Zurich Immobilienreuhand (Deutschland) GmbH	.DEU	OTH	Zurich Deutscher Herold Lebensversicherung Aktiengesellschaft	Ownership	100.000	Zurich Insurance Group Ltd.	NO	11
		00000					Zurich Insurance Company (U.K.) Limited	.GBR	OTH	Zurich Versicherungs-Gesellschaft AG	Ownership	100.000	Zurich Insurance Group Ltd.	NO	7
		00000					Zurich Insurance Company Escritorio de Representacao no Bras	.BRA	OTH	Zurich Versicherungs-Gesellschaft AG	Ownership	100.000	Zurich Insurance Group Ltd.	NO	7

STATEMENT AS OF SEPTEMBER 30, 2023 OF THE FARMERS INSURANCE EXCHANGE

SCHEDULE Y
PART 1A - DETAIL OF INSURANCE HOLDING COMPANY SYSTEM

1	2	3	4	5	6	7	8	9	10	11	12	13	14	15	16
Group Code	Group Name	NAIC Company Code	ID Number	Federal RSSD	CIK	Name of Securities Exchange if Publicly Traded (U.S. or International)	Names of Parent, Subsidiaries Or Affiliates	Domiciliary Location	Relationship to Reporting Entity	Directly Controlled by (Name of Entity/Person)	Type of Control (Ownership, Board, Management, Attorney-in-Fact, Influence, Other)	If Control is Ownership Provide Percentage	Ultimate Controlling Entity(ies)/Person(s)	Is an SCA Filing Required? (Yes/No)	*
		00000					Zurich Insurance Company Ltd., Representative Office Buenos Aires	.ARG.	OTH.	Zurich Versicherungs-Gesellschaft AG	Ownership	100.000	Zurich Insurance Group Ltd.	NO	11
		00000			0001127799	SIX Swiss Exchange	Zurich Insurance Group Ltd.	.CHE	OTH.	Board of Directors	Board		Shareholders	NO	11
		00000					Zurich Insurance Holdings (Hong Kong) Limited	.HKG	OTH.	Zurich Versicherungs-Gesellschaft AG	Ownership	100.000	Zurich Insurance Group Ltd.	NO	11
		00000					Zurich Insurance Malaysia Berhad	.MYS	OTH.	Zurich Versicherungs-Gesellschaft AG	Ownership	100.000	Zurich Insurance Group Ltd.	NO	11
		00000	AA-1780059				Zurich Insurance plc	.IRL	OTH.	Zurich Beteiligungs-Aktiengesellschaft (Deutschland)	Ownership	25.074	Zurich Insurance Group Ltd.	NO	11
		00000	AA-1780059				Zurich Insurance plc	.IRL	OTH.	Zurich Holding Ireland Limited	Ownership	70.405	Zurich Insurance Group Ltd.	NO	11
		00000	AA-1780059				Zurich Insurance plc	.IRL	OTH.	Zurich Insurance Company Ltd - Rappresentanza Generale per I	Ownership	4.521	Zurich Insurance Group Ltd.	NO	11
		00000					Zurich Insurance plc, Representative Office Buenos Aires	.ARG.	OTH.	Zurich Insurance plc	Ownership	100.000	Zurich Insurance Group Ltd.	NO	11
		00000					Zurich Intermediary Group Limited	.GBR	OTH.	Zurich Financial Services (UKISA) Limited	Ownership	99.999	Zurich Insurance Group Ltd.	NO	11
		00000					Zurich Intermediary Group Limited	.GBR	OTH.	Zurich Financial Services (UKISA) Nominees Limited	Ownership	0.001	Zurich Insurance Group Ltd.	NO	11
		00000	AA-1120018				Zurich International (UK) Limited	.GBR	OTH.	Zurich Holdings (UK) Limited	Ownership	100.000	Zurich Insurance Group Ltd.	NO	11
		00000					Zurich International Life Limited	.GBR	OTH.	Zurich Versicherungs-Gesellschaft AG	Ownership	100.000	Zurich Insurance Group Ltd.	NO	11
		00000					Zurich International Pensions Administration Limited	.IMN	OTH.	Zurich International Life Limited	Ownership	100.000	Zurich Insurance Group Ltd.	NO	11
		00000					Zurich Invest AG	.CHE	OTH.	Zurich Versicherungs-Gesellschaft AG	Ownership	100.000	Zurich Insurance Group Ltd.	NO	11
		00000					Zurich Invest ICAV	.IRL	OTH.	Zurich Invest AG	Ownership	50.000	Zurich Insurance Group Ltd.	NO	11
		00000					Zurich Invest ICAV	.IRL	OTH.	Zürich Versicherungs-Gesellschaft AG	Ownership	50.000	Zurich Insurance Group Ltd.	NO	11
		00000					Zurich Investment Management Limited	.AUS	OTH.	Zurich Australia Limited	Ownership	100.000	Zurich Insurance Group Ltd.	NO	11
		00000					Zurich Investment Services Limited	.BMU	OTH.	Zurich Finance Company Ltd	Ownership	100.000	Zurich Insurance Group Ltd.	NO	11
		00000					Zurich Investments Life S.p.A.	.ITA	OTH.	Zurich Insurance Company Ltd - Rappresentanza Generale per I	Ownership	100.000	Zurich Insurance Group Ltd.	NO	11
		00000					ZURICH IRELAND MASTER TRUSTEE DESIGNATED ACTIVITY COMPANY	.IRL	OTH.	Zurich Life Assurance plc	Ownership	100.000	Zurich Insurance Group Ltd.	NO	11
		00000					Zurich Italy S.p.A.	.ITA	OTH.	Zürich Versicherungs-Gesellschaft AG	Ownership	100.000	Zurich Insurance Group Ltd.	NO	11
		00000					Zurich JVCompany Servicios Mexico, S.A. DE C.V.	.MEX	OTH.	Zurich Santander Seguros Mexico, S.A.	Ownership	99.998	Zurich Insurance Group Ltd.	NO	11
		00000					Zurich JVCompany Servicios Mexico, S.A. DE C.V.	.MEX	OTH.	Zurich Vida, Compania de Seguros, S.A.	Ownership	0.002	Zurich Insurance Group Ltd.	NO	11
		00000					Zurich Kunden Center GmbH	.DEU	OTH.	Zurich Beteiligungs-Aktiengesellschaft (Deutschland)	Ownership	100.000	Zurich Insurance Group Ltd.	NO	11
		00000	26-0530367				Zurich Latin America Corporation	.FL	OTH.	Zurich Holding Company of America, Inc.	Ownership	100.000	Zurich Insurance Group Ltd.	NO	11
		00000					Zurich Latin America Holding S.L. - Sociedad Unipersonal	.ESP	OTH.	Zurich Lebensversicherungs-Gesellschaft AG	Ownership	100.000	Zurich Insurance Group Ltd.	NO	11
		00000					Zurich Latin American Services S.A.	.ARG	OTH.	Inversiones Suizo-Argentina S.A.	Ownership	6.320	Zurich Insurance Group Ltd.	NO	11
		00000					Zurich Latin American Services S.A.	.ARG	OTH.	Zurich Versicherungs-Gesellschaft AG	Ownership	93.680	Zurich Insurance Group Ltd.	NO	11
		00000					Zurich Lebensversicherungs-Gesellschaft AG	.CHE	OTH.	Zurich Versicherungs-Gesellschaft AG	Ownership	100.000	Zurich Insurance Group Ltd.	NO	11
		00000					Zurich Legacy Solutions Services (UK) Limited	.GBR	OTH.	Zurich Versicherungs-Gesellschaft AG	Ownership	100.000	Zurich Insurance Group Ltd.	YES	11
		00000					Zurich Life Assurance plc	.IRL	OTH.	Zurich Holding Ireland Limited	Ownership	100.000	Zurich Insurance Group Ltd.	NO	11
		00000					Zurich Life Insurance (Hong Kong) Limited	.HKG	OTH.	Zürich Versicherungs-Gesellschaft AG	Ownership	100.000	Zurich Insurance Group Ltd.	NO	11
		00000					Zurich Life Insurance Company Ltd., Representative office Buenos Aires	.ARG	OTH.	Zurich Lebensversicherungs-Gesellschaft AG	Ownership	100.000	Zurich Insurance Group Ltd.	NO	11
		00000					Zurich Life Preparatory Japan Co. Ltd.	.JPN	OTH.	Zürich Lebensversicherungs-Gesellschaft AG	Ownership	100.000	Zurich Insurance Group Ltd.	NO	11
		00000					Zurich Livell Services and Solutions AG	.CHE	OTH.	Zürich Versicherungs-Gesellschaft AG	Ownership	100.000	Zurich Insurance Group Ltd.	NO	11

12.14

STATEMENT AS OF SEPTEMBER 30, 2023 OF THE FARMERS INSURANCE EXCHANGE

SCHEDULE Y
PART 1A - DETAIL OF INSURANCE HOLDING COMPANY SYSTEM

1	2	3	4	5	6	7	8	9	10	11	12	13	14	15	16
Group Code	Group Name	NAIC Company Code	ID Number	Federal RSSD	CIK	Name of Securities Exchange if Publicly Traded (U.S. or International)	Names of Parent, Subsidiaries Or Affiliates	Domi-ciliary Location	Relation-ship to Reporting Entity	Directly Controlled by (Name of Entity/Person)	Type of Control (Ownership, Board, Management, Attorney-in-Fact, Influence, Other)	If Control is Ownership Provide Percentage	Ultimate Controlling Entity(ies)/Person(s)	Is an SCA Filing Re-quired? (Yes/No)	*
		00000					Zurich Management (Bermuda) Ltd	.BMU	OTH	Zurich Versicherungs-Gesellschaft AG	Ownership	100.000	Zurich Insurance Group Ltd.	NO	11
		00000					Zurich Management Services Limited	.GBR	OTH	Zurich Holdings (UK) Limited	Ownership	100.000	Zurich Insurance Group Ltd.	NO	11
		00000					Zurich Minas Brasil Seguros S.A.	.BRA	OTH	Zurich Versicherungs-Gesellschaft AG	Ownership	100.000	Zurich Insurance Group Ltd.	NO	11
		00000					Zurich Pension Trustees Ireland Limited	.IRL	OTH	Zurich Insurance plc	Ownership	50.000	Zurich Insurance Group Ltd.	NO	11
		00000					Zurich Pension Trustees Ireland Limited	.IRL	OTH	Zurich Trustee Services Limited	Ownership	50.000	Zurich Insurance Group Ltd.	NO	11
		00000					Zurich Pension Trustees Limited	.GBR	OTH	Zurich Assurance Ltd	Ownership	100.000	Zurich Insurance Group Ltd.	NO	11
		00000					Zurich Pensions Management Limited	.GBR	OTH	Allied Dunbar Assurance plc	Ownership	100.000	Zurich Insurance Group Ltd.	NO	11
		00000					Zurich Pensionskassen-Beratung AG	.CHE	OTH	Zurich Lebensversicherungs-Gesellschaft AG	Ownership	100.000	Zurich Insurance Group Ltd.	NO	11
		00000					Zurich Professional Limited	.GBR	OTH	Zurich Holdings (UK) Limited	Ownership	100.000	Zurich Insurance Group Ltd.	NO	11
		00000					Zurich Project Finance (UK) Limited	.GBR	OTH	Zürich Versicherungs-Gesellschaft AG	Ownership	100.000	Zurich Insurance Group Ltd.	NO	11
		00000					Zurich Properties Pty Limited	.AUS	OTH	Zurich Australia Limited	Ownership	40.001	Zurich Insurance Group Ltd.	NO	11
		00000					Zurich Properties Pty Limited	.AUS	OTH	Zurich Australian Insurance Limited	Ownership	59.999	Zurich Insurance Group Ltd.	NO	11
		00000					Zurich Property Services Malaysia Sdn Bhd	.MYS	OTH	Zurich Versicherungs-Gesellschaft AG	Ownership	100.000	Zurich Insurance Group Ltd.	NO	11
		00000	30-0165071				Zurich Realty, Inc.	.MD	OTH	Zurich Holding Company of America, Inc.	Ownership	100.000	Zurich Insurance Group Ltd.	NO	11
		00000					Zurich Rechtsschutz-Schadenservice GmbH	.DEU	OTH	Zurich Beteiligungs-Aktiengesellschaft (Deutschland)	Ownership	100.000	Zurich Insurance Group Ltd.	NO	11
		00000					Zurich Resseguradora Brasil S.A.	.BRA	OTH	Zurich Lebensversicherungs-Gesellschaft AG	Ownership	0.001	Zurich Insurance Group Ltd.	NO	11
		00000					Zurich Resseguradora Brasil S.A.	.BRA	OTH	Zurich Versicherungs-Gesellschaft AG	Ownership	99.999	Zurich Insurance Group Ltd.	NO	11
		00000					Zurich Risk Management Services (India) Private Limited	.IND	OTH	Zürich Rückversicherungs-Gesellschaft AG	Ownership	1.000	Zurich Insurance Group Ltd.	NO	11
		00000					Zurich Risk Management Services (India) Private Limited	.IND	OTH	Zurich Versicherungs-Gesellschaft AG	Ownership	99.000	Zurich Insurance Group Ltd.	NO	11
		00000					Zurich Rückversicherungs-Gesellschaft AG	.CHE	OTH	Zurich Versicherungs-Gesellschaft AG	Ownership	100.000	Zurich Insurance Group Ltd.	NO	11
		00000					Zurich Sander Vermögensverwaltungs AG (Deutschland)	.DEU	OTH	Zürich Beteiligungs-Aktiengesellschaft (Deutschland)	Ownership	32.460	Zurich Insurance Group Ltd.	NO	11
		00000					Zurich Sander Vermögensverwaltungs AG (Deutschland)	.DEU	OTH	Deutscher Herold Aktiengesellschaft	Ownership	67.540	Zurich Insurance Group Ltd.	NO	11
		00000					Zurich Santander Brasil Odonto LTDA.	.BRA	OTH	Zurich Santander Brasil Seguros e Previdência S.A.	Ownership	99.000	Zurich Insurance Group Ltd.	NO	11
		00000					Zurich Santander Brasil Odonto LTDA.	.BRA	OTH	Zurich Santander Brasil Seguros S.A.	Ownership	1.000	Zurich Insurance Group Ltd.	NO	11
		00000					Zurich Santander Brasil Seguros e Previdência S.A.	.BRA	OTH	Zurich Latin America Holding S.L. - Sociedad Unipersonal	Ownership	0.220	Zurich Insurance Group Ltd.	NO	11
		00000					Zurich Santander Brasil Seguros e Previdência S.A.	.BRA	OTH	Zurich Santander Holding (Spain), S.L.	Ownership	99.568	Zurich Insurance Group Ltd.	NO	11
		00000					Zurich Santander Brasil Seguros S.A.	.BRA	OTH	Zurich Santander Brasil Seguros e Previdência S.A.	Ownership	100.000	Zurich Insurance Group Ltd.	NO	11
		00000					Zurich Santander Holding (Spain), S.L.	.ESP	OTH	Zurich Santander Insurance America, S.L.	Ownership	100.000	Zurich Insurance Group Ltd.	NO	11
		00000					Zurich Santander Holding Dos (Spain), S.L.	.ESP	OTH	Zurich Santander Insurance America, S.L.	Ownership	100.000	Zurich Insurance Group Ltd.	NO	11
		00000					Zurich Santander Insurance America, S.L.	.ESP	OTH	Zurich Latin America Holding S.L. - Sociedad Unipersonal	Ownership	51.000	Zurich Insurance Group Ltd.	NO	11
		00000					Zurich Santander Seguros Argentina S.A.	.ARG	OTH	Inversiones ZS America SpA	Ownership	4.000	Zurich Insurance Group Ltd.	NO	11
		00000					Zurich Santander Seguros Argentina S.A.	.ARG	OTH	Zurich Santander Insurance America, S.L.	Ownership	96.000	Zurich Insurance Group Ltd.	NO	11
		00000					Zurich Santander Seguros de Vida Chile S.A.	.CHL	OTH	Inversiones ZS America Dos Limitada	Ownership	99.782	Zurich Insurance Group Ltd.	NO	11
		00000					Zurich Santander Seguros de Vida Chile S.A.	.CHL	OTH	Inversiones ZS America SpA	Ownership	0.218	Zurich Insurance Group Ltd.	NO	11
		00000					Zurich Santander Seguros Generales Chile S.A.	.CHL	OTH	Inversiones ZS America Dos Limitada	Ownership	99.505	Zurich Insurance Group Ltd.	NO	11
		00000					Zurich Santander Seguros Generales Chile S.A.	.CHL	OTH	Inversiones ZS America SpA	Ownership	0.495	Zurich Insurance Group Ltd.	NO	11
		00000					Zurich Santander Seguros Mexico, S.A.	.MEX	OTH	Inversiones ZS America SpA	Ownership	0.001	Zurich Insurance Group Ltd.	NO	11

12.15

STATEMENT AS OF SEPTEMBER 30, 2023 OF THE FARMERS INSURANCE EXCHANGE

SCHEDULE Y
PART 1A - DETAIL OF INSURANCE HOLDING COMPANY SYSTEM

1	2	3	4	5	6	7	8	9	10	11	12	13	14	15	16
Group Code	Group Name	NAIC Company Code	ID Number	Federal RSSD	CIK	Name of Securities Exchange if Publicly Traded (U.S. or International)	Names of Parent, Subsidiaries Or Affiliates	Domiciliary Location	Relationship to Reporting Entity	Directly Controlled by (Name of Entity/Person)	Type of Control (Ownership, Board, Management, Attorney-in-Fact, Influence, Other)	If Control is Ownership Provide Percentage	Ultimate Controlling Entity(ies)/Person(s)	Is an SCA Filing Required? (Yes/No)	*
		00000					Zurich Santander Seguros Mexico, S.A.	.MEX	OTH	Zurich Santander Insurance America, S.L.	Ownership	99.999	Zurich Insurance Group Ltd.	NO	11
		00000					Zurich Schweiz Services AG	.CHE	OTH	Zürich Versicherungs-Gesellschaft AG	Ownership	100.000	Zurich Insurance Group Ltd.	NO	11
		00000					Zurich Seguros Ecuador, S.A.	.ECU	OTH	Zürich Versicherungs-Gesellschaft AG	Ownership	100.000	Zurich Insurance Group Ltd.	NO	11
		00000					Zurich Service GmbH	.DEU	OTH	Zurich Versicherungs-Aktiengesellschaft Zurich Financial Services Australia Limited	Ownership	100.000	Zurich Insurance Group Ltd.	NO	11
		00000					Zurich Services (Australia) Pty Limited	.AUS	OTH	Zurich Insurance Holdings (Hong Kong) Limited	Ownership	100.000	Zurich Insurance Group Ltd.	NO	11
		00000					Zurich Services (Hong Kong) Limited	.HKG	OTH	Limited	Ownership	99.997	Zurich Insurance Group Ltd.	NO	11
		00000					Zurich Services (Hong Kong) Limited	.HKG	OTH	Zürich Versicherungs-Gesellschaft AG AIDE Asistencia Seguros y Reaseguros, S.A. - Sociedad Uniper	Ownership	0.003	Zurich Insurance Group Ltd.	NO	11
		00000					Zurich Services A.I.E.	.ESP	OTH	Bansabadell Pensiones, E.G.F.P. S.A.	Ownership	0.001	Zurich Insurance Group Ltd.	NO	11
		00000					Zurich Services A.I.E.	.ESP	OTH	Bansabadell Seguros Generales, S.A. de Seguros y Reaseguros	Ownership	0.001	Zurich Insurance Group Ltd.	NO	11
		00000					Zurich Services A.I.E.	.ESP	OTH	Bansabadell Vida S.A. de Seguros y Reaseguros	Ownership	0.001	Zurich Insurance Group Ltd.	NO	11
		00000					Zurich Services A.I.E.	.ESP	OTH	Reaseguros	Ownership	0.001	Zurich Insurance Group Ltd.	NO	11
		00000					Zurich Services A.I.E.	.ESP	OTH	Zurich Insurance plc, Sucursal en Espana Zurich Vida, Compania de Seguros y Reaseguros, S.A. - Sociad	Ownership	97.180	Zurich Insurance Group Ltd.	NO	11
		00000					Zurich Services Company (Pty) Ltd	.AUS	OTH	Zürich Versicherungs-Gesellschaft AG	Ownership	2.816	Zurich Insurance Group Ltd.	NO	11
		00000	35-2546417				Zurich Services US, LLC	.DE	OTH	Farmers Group, Inc.	Ownership	100.000	Zurich Insurance Group Ltd.	NO	11
		00000	35-2546417				Zurich Services US, LLC	.DE	OTH	Zurich Holding Company of America, Inc.	Ownership	50.000	Zurich Insurance Group Ltd.	NO	11
		00000					Zurich Servicios de Mexico, S.A. de C.V.	.MEX	OTH	Zurich Vida, Compania de Seguros, S.A.	Ownership	50.000	Zurich Insurance Group Ltd.	NO	11
		00000					Zurich Servicios de Mexico, S.A. de C.V.	.MEX	OTH	Zurich, Compania de Seguros, S.A.	Ownership	90.000	Zurich Insurance Group Ltd.	NO	11
		00000					ZURICH SERVICIOS DIRECTO ESPAÑA, S.L.	.ESP	OTH	Zurich Insurance Mobile Solutions AG	Ownership	10.000	Zurich Insurance Group Ltd.	NO	11
		00000					Zurich Servicios y Soporte México, S.A. de C.V.	.MEX	OTH	Zürich Lebensversicherungs-Gesellschaft AG	Ownership	100.000	Zurich Insurance Group Ltd.	NO	11
		00000					Zurich Servicios y Soporte México, S.A. de C.V.	.MEX	OTH	Limited	Ownership	0.020	Zurich Insurance Group Ltd.	NO	11
		00000					Zurich Shared Services S.A.	.CHL	OTH	Zürich Versicherungs-Gesellschaft AG	Ownership	99.980	Zurich Insurance Group Ltd.	NO	11
		00000					Zurich Shared Services S.A.	.CHL	OTH	Inversiones Suizo Chilena S.A.	Ownership	99.987	Zurich Insurance Group Ltd.	NO	11
		00000					Zurich Sigorta A.S.	.TUR	OTH	Zurich Investments Chile S.A.	Ownership	0.013	Zurich Insurance Group Ltd.	NO	11
		00000					Zurich Small Amount and Short Term Insurance Ltd	.JPN	OTH	Zurich Versicherungs-Gesellschaft AG	Ownership	100.000	Zurich Insurance Group Ltd.	NO	8
		00000					Zurich South America Invest AB	.SWE	OTH	Zürich Versicherungs-Gesellschaft AG	Ownership	100.000	Zurich Insurance Group Ltd.	NO	9
		00000					Zurich Specialties London Limited	.GBR	OTH	Zurich Versicherungs-Gesellschaft AG	Ownership	100.000	Zurich Insurance Group Ltd.	NO	11
		00000					Zurich Structured Finance, Inc.	.DE	OTH	Zurich Holdings (UK) Limited	Ownership	100.000	Zurich Insurance Group Ltd.	NO	11
		00000					Zurich Takaful Malaysia Berhad (ZTMB)	.MYS	OTH	Zurich Finance Company Ltd	Ownership	100.000	Zurich Insurance Group Ltd.	NO	11
		00000					Zurich Technical and Consulting Services (Beijing) Co. Ltd.	.CHN	OTH	Zurich Versicherungs-Gesellschaft AG	Ownership	100.000	Zurich Insurance Group Ltd.	NO	11
		00000					Zurich Technical Development (China) Limited	.CHN	OTH	Zurich Insurance Holdings (Hong Kong) Limited	Ownership	100.000	Zurich Insurance Group Ltd.	NO	11
		00000					Zurich Technology Malaysia Sdn Bhd	.MYS	OTH	Zurich Insurance Holdings (Hong Kong) Limited	Ownership	100.000	Zurich Insurance Group Ltd.	NO	11
		00000					Zurich Technology Services Malaysia Sdn Bhd	.MYS	OTH	Zurich Technology Services Malaysia Sdn Bhd	Ownership	100.000	Zurich Insurance Group Ltd.	NO	11
		00000					Zurich Transitional Services Limited	.GBR	OTH	Zurich Versicherungs-Gesellschaft AG	Ownership	100.000	Zurich Insurance Group Ltd.	NO	11
		00000					Zurich Travel Solutions Pty Limited	.AUS	OTH	Zurich Holdings (UK) Limited	Ownership	100.000	Zurich Insurance Group Ltd.	NO	11
		00000					Zurich Treasury Services Limited	.IRL	OTH	Zürich Versicherungs-Gesellschaft AG	Ownership	100.000	Zurich Insurance Group Ltd.	NO	11
		00000					Zurich Trustee Services Limited	.IRL	OTH	Zurich Financial Services EUB Holdings Limited	Ownership	100.000	Zurich Insurance Group Ltd.	NO	11
		00000					Zurich UK General Employee Services Limited	.GBR	OTH	Zurich Life Assurance plc	Ownership	100.000	Zurich Insurance Group Ltd.	NO	11
		00000					Zurich UK General Employee Services Limited	.GBR	OTH	Zurich UK General Services Limited	Ownership	100.000	Zurich Insurance Group Ltd.	NO	11

STATEMENT AS OF SEPTEMBER 30, 2023 OF THE FARMERS INSURANCE EXCHANGE

SCHEDULE Y

PART 1A - DETAIL OF INSURANCE HOLDING COMPANY SYSTEM

1	2	3	4	5	6	7	8	9	10	11	12	13	14	15	16
Group Code	Group Name	NAIC Company Code	ID Number	Federal RSSD	CIK	Name of Securities Exchange if Publicly Traded (U.S. or International)	Names of Parent, Subsidiaries Or Affiliates	Domi-ciliary Loca-tion	Relation-ship to Reporting Entity	Directly Controlled by (Name of Entity/Person)	Type of Control (Ownership, Board, Management, Attorney-in-Fact, Influence, Other)	If Control is Ownership Provide Percentage	Ultimate Controlling Entity(ies)/Person(s)	Is an SCA Filing Re-quired? (Yes/No)	*
		00000					Zurich UK General Services Limited	.GBR	OTH	Zurich Holdings (UK) Limited	Ownership	100.000	Zurich Insurance Group Ltd.	NO	11
		00000	AA-1220080				Zurich Versicherungs-Aktiengesellschaft	.AUT	OTH	Zurich Versicherungs-Gesellschaft AG	Ownership	99.981	Zurich Insurance Group Ltd.	NO	11
		00000	AA-1460190				Zurich Versicherungs-Gesellschaft AG	.CHE	OTH	Zurich Insurance Group Ltd.	Ownership	100.000	Zurich Insurance Group Ltd.	YES	11
		00000					Zurich Vida e Previdencia S.A.	.BRA	OTH	Zurich Minas Brasil Seguros S.A.	Ownership	100.000	Zurich Insurance Group Ltd.	NO	11
		00000					Zurich Vida, Compañía de Seguros y Reaseguros, S.A. - Sociad	.ESP	OTH	Zurich Lebensversicherungs-Gesellschaft AG	Ownership	100.000	Zurich Insurance Group Ltd.	NO	11
		00000	AA-1840022				Zurich Vida, Compañía de Seguros, S.A.	.MEX	OTH	Zurich Versicherungs-Gesellschaft AG	Ownership	100.000	Zurich Insurance Group Ltd.	NO	11
		00000	AA-2734111				Zurich Vorsorge-Beratungs und Vertriebs GmbH (Deutschland)	.DEU	OTH	Zürich Beteiligungs-Aktiengesellschaft (Deutschland)	Ownership	100.000	Zurich Insurance Group Ltd.	NO	11
		00000					Zurich Whiteley Investment Trust Limited	.GBR	OTH	Zurich Insurance plc	Ownership	100.000	Zurich Insurance Group Ltd.	NO	11
		00000					Zurich Whiteley Trust Limited	.GBR	OTH	Zurich Whiteley Investment Trust Limited	Ownership	100.000	Zurich Insurance Group Ltd.	NO	11
		00000					Zurich Workplace Solutions (Middle East) Limited	.ARE	OTH	Zurich International Life Limited	Ownership	100.000	Zurich Insurance Group Ltd.	NO	11

Asterisk	Explanation
	Note 1: Farmers Insurance Exchange is a California interinsurance exchange owned by its policyholders. Its attorney-in-fact is Farmers Group, Inc. dba Farmers Underwriters Association, which is a subsidiary of Zurich Insurance Group Ltd.
	Note 2: Farmers Group Inc, as attorney-in-fact for Farmers Insurance Exchange, provides management services to Farmers Texas County Mutual Insurance Company.
	Note 3: Fire Insurance Exchange is a California interinsurance exchange owned by its policyholders. Its attorney-in-fact is Fire Underwriters Association, which is a subsidiary of Zurich Insurance Group Ltd.
	Note 4: Foremost County Mutual Insurance Company is a Texas County mutual insurance company managed by Foremost Insurance Company Grand Rapids, Michigan.
	Note 5: Foremost Lloyds of Texas is a Texas company managed by Foremost Insurance Company Grand Rapids, Michigan.
	Note 6: Truck Insurance Exchange is a California interinsurance exchange owned by its policyholders. Its attorney-in-fact is Truck Underwriters Association, which is a subsidiary of Zurich Insurance Group Ltd.
	Note 7: Zurich Insurance Plc operates branches in the following countries: Italy (AA-1364106), Portugal (AA-1820001), Spain (AA-1840150), and United Kingdom (AA-1780059).
	Note 8: Zurich Versicherungs-Aktiengesellschaft operates a branch in Germany (AA-1340017)
	Note 9: Zurich Versicherungs-Gesellschaft AG also known as Zurich Insurance Company, Ltd operates branches in the following countries: Bermuda (AA-3190825), Canada (AA-1560999), Hong Kong (AA-5324112), Ireland (AA-1780042), Japan (AA-1584115), and Singapore (AA-5760036). It also operates a management entity Alpina International (AA-1460010) in Switzerland.
	Note 10: An affiliate entity is the attorney-in-fact of Farmers Insurance Exchange, Fire Insurance Exchange and Truck Insurance Exchange (collectively Exchanges). The reporting entity's relationship to the Exchanges, their subsidiaries, and the affiliates that they manage is classified as OTHER.
	Note 11: This company is a subsidiary of Zurich Insurance Group Ltd., and is an affiliate of Farmers Group, Inc.
	Note 12: Farmers Lloyds Insurance Company of Texas is a Texas company managed by Farmers Lloyds, Inc.

12.17

STATEMENT AS OF SEPTEMBER 30, 2023 OF THE FARMERS INSURANCE EXCHANGE

PART 1 - LOSS EXPERIENCE

Line of Business	Current Year to Date			4 Prior Year to Date Direct Loss Percentage
	1 Direct Premiums Earned	2 Direct Losses Incurred	3 Direct Loss Percentage	
1. Fire	6,707,554	(159,256)	(2.4)	1.5
2.1 Allied Lines	8,736,284	10,583,786	121.1	146.6
2.2 Multiple peril crop				
2.3 Federal flood	1,376,270	105,811	7.7	6.4
2.4 Private crop				
2.5 Private flood				
3. Farmowners multiple peril				
4. Homeowners multiple peril	1,599,230,575	1,372,387,178	85.8	74.1
5.1 Commercial multiple peril (non-liability portion)	247,100,213	147,378,067	59.6	49.7
5.2 Commercial multiple peril (liability portion)	156,922,857	86,648,389	55.2	43.0
6. Mortgage guaranty				
8. Ocean marine				
9. Inland marine	9,537,877	3,093,777	32.4	43.7
10. Financial guaranty				
11.1 Medical professional liability - occurrence				
11.2 Medical professional liability - claims-made				
12. Earthquake	13,617,262	(26,446)	(0.2)	(0.2)
13.1 Comprehensive (hospital and medical) individual				
13.2 Comprehensive (hospital and medical) group				
14. Credit accident and health				
15.1 Vision only				
15.2 Dental only				
15.3 Disability income				
15.4 Medicare supplement				
15.5 Medicaid Title XIX				
15.6 Medicare Title XVIII				
15.7 Long-term care				
15.8 Federal employees health benefits plan				
15.9 Other health				
16. Workers' compensation	16,155,995	4,386,336	27.1	37.1
17.1 Other liability - occurrence	108,194,812	58,519,496	54.1	59.4
17.2 Other liability - claims-made	6,552,409	661,558	10.1	4.9
17.3 Excess workers' compensation				
18.1 Products liability - occurrence	6,062	(7,686)	(126.8)	(129.7)
18.2 Products liability - claims-made				
19.1 Private passenger auto no-fault (personal injury protection)	44,590,396	43,824,470	98.3	76.0
19.2 Other private passenger auto liability	1,306,593,613	896,570,733	68.6	69.6
19.3 Commercial auto no-fault (personal injury protection)	6,515,390	(886,560)	(13.6)	77.4
19.4 Other commercial auto liability	188,022,950	116,712,000	62.1	71.8
21.1 Private passenger auto physical damage	872,392,099	762,377,921	87.4	88.9
21.2 Commercial auto physical damage	15,679,279	17,652,717	112.6	81.0
22. Aircraft (all perils)				
23. Fidelity	1,292	(742)	(57.4)	(13.0)
24. Surety				
26. Burglary and theft	71	(34)	(47.9)	(11.0)
27. Boiler and machinery	8,582	(5,662)	(66.0)	(13.3)
28. Credit				
29. International				
30. Warranty				
31. Reinsurance - Nonproportional Assumed Property	XXX	XXX	XXX	XXX
32. Reinsurance - Nonproportional Assumed Liability	XXX	XXX	XXX	XXX
33. Reinsurance - Nonproportional Assumed Financial Lines	XXX	XXX	XXX	XXX
34. Aggregate write-ins for other lines of business				
35. Totals	4,607,941,842	3,519,815,853	76.4	71.9
DETAILS OF WRITE-INS				
3401.				
3402.				
3403.				
3498. Summary of remaining write-ins for Line 34 from overflow page				
3499. Totals (Lines 3401 through 3403 plus 3498)(Line 34 above)				

STATEMENT AS OF SEPTEMBER 30, 2023 OF THE FARMERS INSURANCE EXCHANGE

PART 2 - DIRECT PREMIUMS WRITTEN

Line of Business		1 Current Quarter	2 Current Year to Date	3 Prior Year Year to Date
1.	Fire	2,106,612	6,616,372	6,815,960
2.1	Allied Lines	3,533,759	9,736,693	8,147,929
2.2	Multiple peril crop			
2.3	Federal flood	547,361	1,378,220	1,449,483
2.4	Private crop			
2.5	Private flood			
3.	Farmowners multiple peril			
4.	Homeowners multiple peril	651,638,607	1,731,000,947	1,544,417,304
5.1	Commercial multiple peril (non-liability portion)	80,606,721	250,177,067	242,976,482
5.2	Commercial multiple peril (liability portion)	50,074,112	158,266,186	151,973,595
6.	Mortgage guaranty			
8.	Ocean marine			
9.	Inland marine	3,130,010	9,106,213	10,393,169
10.	Financial guaranty			
11.1	Medical professional liability - occurrence			
11.2	Medical professional liability - claims-made			
12.	Earthquake	4,298,283	13,000,731	14,392,163
13.1	Comprehensive (hospital and medical) individual			
13.2	Comprehensive (hospital and medical) group			
14.	Credit accident and health			
15.1	Vision only			
15.2	Dental only			
15.3	Disability income			
15.4	Medicare supplement			
15.5	Medicaid Title XIX			
15.6	Medicare Title XVIII			
15.7	Long-term care			
15.8	Federal employees health benefits plan			
15.9	Other health			
16.	Workers' compensation	4,540,558	15,680,892	19,371,414
17.1	Other liability - occurrence	35,597,200	106,708,883	116,156,162
17.2	Other liability - claims-made	2,017,257	6,433,039	6,788,633
17.3	Excess workers' compensation			
18.1	Products liability - occurrence	(16)	(2,147)	21,310
18.2	Products liability - claims-made			
19.1	Private passenger auto no-fault (personal injury protection)	13,338,517	42,838,138	51,342,908
19.2	Other private passenger auto liability	416,148,045	1,285,461,652	1,303,920,269
19.3	Commercial auto no-fault (personal injury protection)	124,085	5,079,426	19,074,379
19.4	Other commercial auto liability	5,942,842	149,569,015	530,768,192
21.1	Private passenger auto physical damage	356,300,016	970,723,176	771,055,723
21.2	Commercial auto physical damage	3,551,922	13,389,466	31,019,126
22.	Aircraft (all perils)			
23.	Fidelity			3,370
24.	Surety			
26.	Burglary and theft			122
27.	Boiler and machinery	(23)	(176)	32,739
28.	Credit			
29.	International			
30.	Warranty			
31.	Reinsurance - Nonproportional Assumed Property	XXX	XXX	XXX
32.	Reinsurance - Nonproportional Assumed Liability	XXX	XXX	XXX
33.	Reinsurance - Nonproportional Assumed Financial Lines	XXX	XXX	XXX
34.	Aggregate write-ins for other lines of business			
35.	Totals	1,633,495,869	4,775,163,793	4,830,120,432
DETAILS OF WRITE-INS				
3401.			
3402.			
3403.			
3498.	Summary of remaining write-ins for Line 34 from overflow page			
3499.	Totals (Lines 3401 through 3403 plus 3498)(Line 34 above)			

STATEMENT AS OF SEPTEMBER 30, 2023 OF THE FARMERS INSURANCE EXCHANGE

PART 3 (000 omitted)

LOSS AND LOSS ADJUSTMENT EXPENSE RESERVES SCHEDULE

	1	2	3	4	5	6	7	8	9	10	11	12	13
Years in Which Losses Occurred	Prior Year-End Known Case Loss and LAE Reserves	Prior Year-End IBNR Loss and LAE Reserves	Total Prior Year-End Loss and LAE Reserves (Cols. 1+2)	2023 Loss and LAE Payments on Claims Reported as of Prior Year-End	2023 Loss and LAE Payments on Claims Unreported as of Prior Year-End	Total 2023 Loss and LAE Payments (Cols. 4+5)	Q.S. Date Known Case Loss and LAE Reserves on Claims Reported and Open as of Prior Year End	Q.S. Date Known Case Loss and LAE Reserves on Claims Reported or Reopened Subsequent to Prior Year End	Q.S. Date IBNR Loss and LAE Reserves	Total Q.S. Loss and LAE Reserves (Cols.7+8+9)	Prior Year-End Known Case Loss and LAE Reserves Developed (Savings)/ Deficiency (Cols.4+7 minus Col. 1)	Prior Year-End IBNR Loss and LAE Reserves Developed (Savings)/ Deficiency (Cols. 5+8+9 minus Col. 2)	Prior Year-End Total Loss and LAE Reserve Developed (Savings)/ Deficiency (Cols. 11+12)
1. 2020 + Prior	511,630	1,209,475	1,721,105	381,734	(7,011)	374,723	340,769	14,233	949,205	1,304,207	210,874	(253,048)	(42,174)
2. 2021	429,037	679,014	1,108,051	396,499	(33,494)	363,005	248,142	23,053	412,542	683,738	215,603	(276,912)	(61,308)
3. Subtotals 2021 + Prior	940,667	1,888,488	2,829,156	778,233	(40,505)	737,728	588,912	37,286	1,361,747	1,987,945	426,477	(529,960)	(103,482)
4. 2022	832,313	2,220,164	3,052,477	1,109,237	539,478	1,648,715	500,668	54,444	891,305	1,446,417	777,591	(734,937)	42,654
5. Subtotals 2022 + Prior	1,772,981	4,108,652	5,881,633	1,887,470	498,973	2,386,443	1,089,580	91,730	2,253,052	3,434,362	1,204,069	(1,264,897)	(60,828)
6. 2023	XXX	XXX	XXX	XXX	2,811,994	2,811,994	XXX	820,115	1,783,482	2,603,596	XXX	XXX	XXX
7. Totals	1,772,981	4,108,652	5,881,633	1,887,470	3,310,968	5,198,437	1,089,580	911,845	4,036,534	6,037,958	1,204,069	(1,264,897)	(60,828)
8. Prior Year-End Surplus As Regards Policyholders	4,458,888										Col. 11, Line 7 As % of Col. 1 Line 7	Col. 12, Line 7 As % of Col. 2 Line 7	Col. 13, Line 7 As % of Col. 3 Line 7
											1. 67.9	2. (30.8)	3. (1.0)
													Col. 13, Line 7 As a % of Col. 1 Line 8
													4. (1.4)

SUPPLEMENTAL EXHIBITS AND SCHEDULES INTERROGATORIES

The following supplemental reports are required to be filed as part of your statement filing. However, in the event that your company does not transact the type of business for which the special report must be filed, your response of NO to the specific interrogatory will be accepted in lieu of filing a "NONE" report and a bar code will be printed below. If the supplement is required of your company but is not being filed for whatever reason enter SEE EXPLANATION and provide an explanation following the interrogatory questions.


	Response
1. Will the Trusteed Surplus Statement be filed with the state of domicile and the NAIC with this statement?	NO
2. Will Supplement A to Schedule T (Medical Professional Liability Supplement) be filed with this statement?	NO
3. Will the Medicare Part D Coverage Supplement be filed with the state of domicile and the NAIC with this statement?	NO
4. Will the Director and Officer Insurance Coverage Supplement be filed with the state of domicile and the NAIC with this statement?	YES
AUGUST FILING	
5. Will the regulator-only (non-public) Communication of Internal Control Related Matters Noted in Audit be filed with the state of domicile and electronically with the NAIC (as a regulator-only non-public document) by August 1? The response for 1st and 3rd quarters should be N/A. A NO response resulting with a bar code is only appropriate in the 2nd quarter.	N/A

Explanations:

- 1.
- 2.
- 3.

Bar Codes:

1. Trusteed Surplus Statement [Document Identifier 490]
2. Supplement A to Schedule T [Document Identifier 455]
3. Medicare Part D Coverage Supplement [Document Identifier 365]



STATEMENT AS OF SEPTEMBER 30, 2023 OF THE FARMERS INSURANCE EXCHANGE
OVERFLOW PAGE FOR WRITE-INS

Additional Write-ins for Assets Line 25

	Current Statement Date			4 December 31 Prior Year Net Admitted Assets
	1 Assets	2 Nonadmitted Assets	3 Net Admitted Assets (Cols. 1 - 2)	
2504. Equities and deposits in pools and associations	4,617,132		4,617,132	982,815
2597. Summary of remaining write-ins for Line 25 from overflow page	4,617,132		4,617,132	982,815

Additional Write-ins for Liabilities Line 25

	1 Current Statement Date	2 December 31, Prior Year
2504. Uncashed drafts and checks pending escheatment	64,516,148	53,440,673
2505. Agent/DM bonus liability	45,908,263	46,503,382
2506. Deferred agent/DM compensation liability	36,335,532	34,862,681
2507. Deferred agent/DM bonus liability	26,573,026	26,850,881
2508. Miscellaneous	15,461,513	18,067,896
2509. Pooled share of unauthorized reinsurance	289,028	289,028
2597. Summary of remaining write-ins for Line 25 from overflow page	189,083,510	180,014,542

Additional Write-ins for Statement of Income Line 14

	1 Current Year to Date	2 Prior Year to Date	3 Prior Year Ended December 31
1404. Premiums for business-owned life insurance	(421,473)	(441,057)	(566,872)
1497. Summary of remaining write-ins for Line 14 from overflow page	(421,473)	(441,057)	(566,872)

STATEMENT AS OF SEPTEMBER 30, 2023 OF THE FARMERS INSURANCE EXCHANGE

SCHEDULE A - VERIFICATION

Real Estate

	1 Year to Date	2 Prior Year Ended December 31
1. Book/adjusted carrying value, December 31 of prior year	328,113,223	262,777,503
2. Cost of acquired:		
2.1 Actual cost at time of acquisition	91,028,316	214,802,474
2.2 Additional investment made after acquisition	1,549,878	2,299,305
3. Current year change in encumbrances		
4. Total gain (loss) on disposals		225,267,854
5. Deduct amounts received on disposals		369,976,957
6. Total foreign exchange change in book/adjusted carrying value		
7. Deduct current year's other than temporary impairment recognized		
8. Deduct current year's depreciation	5,834,858	7,056,956
9. Book/adjusted carrying value at the end of current period (Lines 1+2+3+4-5+6-7-8)	414,856,559	328,113,223
10. Deduct total nonadmitted amounts		
11. Statement value at end of current period (Line 9 minus Line 10)	414,856,559	328,113,223

SCHEDULE B - VERIFICATION

Mortgage Loans

	1 Year to Date	2 Prior Year Ended December 31
1. Book value/recorded investment excluding accrued interest, December 31 of prior year	101,958,603	
2. Cost of acquired:		
2.1 Actual cost at time of acquisition	37,200,000	101,947,645
2.2 Additional investment made after acquisition	(12,631)	
3. Capitalized deferred interest and other		
4. Accrual of discount	43,842	10,958
5. Unrealized valuation increase (decrease)		
6. Total gain (loss) on disposals		
7. Deduct amounts received on disposals	150,065	
8. Deduct amortization of premium and mortgage interest points and commitment fees		
9. Total foreign exchange change in book value/recorded investment excluding accrued interest		
10. Deduct current year's other than temporary impairment recognized		
11. Book value/recorded investment excluding accrued interest at end of current period (Lines 1+2+3+4+5+6-7-8+9-10)	139,039,749	101,958,603
12. Total valuation allowance		
13. Subtotal (Line 11 plus Line 12)	139,039,749	101,958,603
14. Deduct total nonadmitted amounts		
15. Statement value at end of current period (Line 13 minus Line 14)	139,039,749	101,958,603

SCHEDULE BA - VERIFICATION

Other Long-Term Invested Assets

	1 Year to Date	2 Prior Year Ended December 31
1. Book/adjusted carrying value, December 31 of prior year	213,987,057	226,673,124
2. Cost of acquired:		
2.1 Actual cost at time of acquisition		139,266
2.2 Additional investment made after acquisition	77,079	
3. Capitalized deferred interest and other		
4. Accrual of discount		
5. Unrealized valuation increase (decrease)	(1,605,504)	(1,947,222)
6. Total gain (loss) on disposals		
7. Deduct amounts received on disposals	274,020	10,878,111
8. Deduct amortization of premium and depreciation		
9. Total foreign exchange change in book/adjusted carrying value		
10. Deduct current year's other than temporary impairment recognized		
11. Book/adjusted carrying value at end of current period (Lines 1+2+3+4+5+6-7-8+9-10)	212,184,612	213,987,057
12. Deduct total nonadmitted amounts		
13. Statement value at end of current period (Line 11 minus Line 12)	212,184,612	213,987,057

SCHEDULE D - VERIFICATION

Bonds and Stocks

	1 Year to Date	2 Prior Year Ended December 31
1. Book/adjusted carrying value of bonds and stocks, December 31 of prior year	12,181,336,119	12,255,723,903
2. Cost of bonds and stocks acquired	1,160,653,656	1,219,028,546
3. Accrual of discount	9,123,144	4,212,246
4. Unrealized valuation increase (decrease)	(78,898,613)	54,179,314
5. Total gain (loss) on disposals	27,304,079	76,644,986
6. Deduct consideration for bonds and stocks disposed of	837,181,380	1,408,288,696
7. Deduct amortization of premium	11,808,293	18,554,049
8. Total foreign exchange change in book/adjusted carrying value		
9. Deduct current year's other than temporary impairment recognized	967,933	2,166,252
10. Total investment income recognized as a result of prepayment penalties and/or acceleration fees		556,121
11. Book/adjusted carrying value at end of current period (Lines 1+2+3+4+5-6-7+8-9+10)	12,449,560,779	12,181,336,119
12. Deduct total nonadmitted amounts	10,398,057	10,346,474
13. Statement value at end of current period (Line 11 minus Line 12)	12,439,162,722	12,170,989,646

STATEMENT AS OF SEPTEMBER 30, 2023 OF THE FARMERS INSURANCE EXCHANGE

SCHEDULE D - PART 1B

Showing the Acquisitions, Dispositions and Non-Trading Activity
During the Current Quarter for all Bonds and Preferred Stock by NAIC Designation

NAIC Designation	1 Book/Adjusted Carrying Value Beginning of Current Quarter	2 Acquisitions During Current Quarter	3 Dispositions During Current Quarter	4 Non-Trading Activity During Current Quarter	5 Book/Adjusted Carrying Value End of First Quarter	6 Book/Adjusted Carrying Value End of Second Quarter	7 Book/Adjusted Carrying Value End of Third Quarter	8 Book/Adjusted Carrying Value December 31 Prior Year
BONDS								
1. NAIC 1 (a)	3,656,758,534	946,556,834	450,540,935	(9,298,774)	3,715,797,025	3,656,758,534	4,143,475,659	3,606,944,660
2. NAIC 2 (a)	1,011,514,014	15,011,812	90,333,372	11,081,314	1,020,013,242	1,011,514,014	947,273,768	988,251,465
3. NAIC 3 (a)	33,538,039	20,979	302,200	(1,071,856)	33,411,808	33,538,039	32,184,962	44,025,981
4. NAIC 4 (a)	32,761,290	4,982,887	265,373	(2,871,675)	42,005,205	32,761,290	34,607,129	36,013,663
5. NAIC 5 (a)	15,998,421	64,030	47,973	2,875,940	5,124,710	15,998,421	18,890,418	4,604,118
6. NAIC 6 (a)								
7. Total Bonds	4,750,570,298	966,636,542	541,489,853	714,949	4,816,351,990	4,750,570,298	5,176,431,936	4,679,839,887
PREFERRED STOCK								
8. NAIC 1								
9. NAIC 2								
10. NAIC 3								
11. NAIC 4								
12. NAIC 5								
13. NAIC 6	5,040,564				5,040,564	5,040,564	5,040,564	5,040,564
14. Total Preferred Stock	5,040,564				5,040,564	5,040,564	5,040,564	5,040,564
15. Total Bonds and Preferred Stock	4,755,610,862	966,636,542	541,489,853	714,949	4,821,392,554	4,755,610,862	5,181,472,500	4,684,880,451

(a) Book/Adjusted Carrying Value column for the end of the current reporting period includes the following amount of short-term and cash equivalent bonds by NAIC designation:

NAIC 1 \$ 274,335,851 ; NAIC 2 \$; NAIC 3 \$; NAIC 4 \$; NAIC 5 \$; NAIC 6 \$

S102

STATEMENT AS OF SEPTEMBER 30, 2023 OF THE FARMERS INSURANCE EXCHANGE

SCHEDULE DA - PART 1

Short-Term Investments

	1	2	3	4	5
	Book/Adjusted Carrying Value	Par Value	Actual Cost	Interest Collected Year-to-Date	Paid for Accrued Interest Year-to-Date
7709999999 Totals	68,897,067	xxx	67,387,149	31,250	35,104

SCHEDULE DA - VERIFICATION

Short-Term Investments

	1	2
	Year To Date	Prior Year Ended December 31
1. Book/adjusted carrying value, December 31 of prior year	27,562,435	4,995,738
2. Cost of short-term investments acquired	67,387,149	27,287,003
3. Accrual of discount	1,947,483	327,619
4. Unrealized valuation increase (decrease)		
5. Total gain (loss) on disposals		(25,047)
6. Deduct consideration received on disposals	28,000,000	5,022,873
7. Deduct amortization of premium		5
8. Total foreign exchange change in book/adjusted carrying value		
9. Deduct current year's other than temporary impairment recognized		
10. Book/adjusted carrying value at end of current period (Lines 1+2+3+4+5-6-7+8-9)	68,897,067	27,562,435
11. Deduct total nonadmitted amounts		
12. Statement value at end of current period (Line 10 minus Line 11)	68,897,067	27,562,435

Schedule DB - Part A - Verification - Options, Caps, Floors, Collars, Swaps and Forwards

N O N E

Schedule DB - Part B - Verification - Futures Contracts

N O N E

Schedule DB - Part C - Section 1 - Replication (Synthetic Asset) Transactions (RSATs) Open

N O N E

Schedule DB-Part C-Section 2-Reconciliation of Replication (Synthetic Asset) Transactions Open

N O N E

Schedule DB - Verification - Book/Adjusted Carrying Value, Fair Value and Potential Exposure of
Derivatives

N O N E

STATEMENT AS OF SEPTEMBER 30, 2023 OF THE FARMERS INSURANCE EXCHANGE

SCHEDULE E - PART 2 - VERIFICATION

(Cash Equivalents)

	1	2
	Year To Date	Prior Year Ended December 31
1. Book/adjusted carrying value, December 31 of prior year	643,165,163	459,005,905
2. Cost of cash equivalents acquired	4,940,813,505	7,059,984,993
3. Accrual of discount	2,039,101	421,634
4. Unrealized valuation increase (decrease)		
5. Total gain (loss) on disposals	(297)	(846)
6. Deduct consideration received on disposals	4,964,432,724	6,876,246,523
7. Deduct amortization of premium		
8. Total foreign exchange change in book/adjusted carrying value		
9. Deduct current year's other than temporary impairment recognized		
10. Book/adjusted carrying value at end of current period (Lines 1+2+3+4+5-6-7+8-9)	621,584,748	643,165,163
11. Deduct total nonadmitted amounts		
12. Statement value at end of current period (Line 10 minus Line 11)	621,584,748	643,165,163

STATEMENT AS OF SEPTEMBER 30, 2023 OF THE FARMERS INSURANCE EXCHANGE

SCHEDULE A - PART 2

Showing All Real Estate ACQUIRED AND ADDITIONS MADE During the Current Quarter

1 Description of Property	Location		4 Date Acquired	5 Name of Vendor	6 Actual Cost at Time of Acquisition	7 Amount of Encumbrances	8 Book/Adjusted Carrying Value Less Encumbrances	9 Additional Investment Made After Acquisition
	2 City	3 State						
17885 Von Karman Ave (office)	Irvine	CA	06/11/2015					8,412
201 Railroad Ave	East Rutherford	NJ	10/23/2017					461,211
Ocoee Apopka Road	Apopka	FL	09/28/2023	Oakmont Apopka Road, LLC	91,028,316		91,028,316	
0199999. Acquired by Purchase					91,028,316		91,028,316	469,623
.....								
.....								
.....								
.....								
0399999 - Totals					91,028,316		91,028,316	469,623

SCHEDULE A - PART 3

Showing All Real Estate DISPOSED During the Quarter, Including Payments During the Final Year on "Sales Under Contract"

1 Description of Property	Location		4 Disposal Date	5 Name of Purchaser	6 Actual Cost	7 Expended for Additions, Permanent Improvements and Changes in Encumbrances	8 Book/Adjusted Carrying Value Less Encumbrances Prior Year	Change in Book/Adjusted Carrying Value Less Encumbrances					14 Book/Adjusted Carrying Value Less Encumbrances on Disposal	15 Amounts Received During Year	16 Foreign Exchange Gain (Loss) on Disposal	17 Realized Gain (Loss) on Disposal	18 Total Gain (Loss) on Disposal	19 Gross Income Earned Less Interest Incurred on Encumbrances	20 Taxes, Repairs and Expenses Incurred
	2 City	3 State						9 Current Year's Depreciation	10 Current Year's Other-Than-Temporary Impairment Recognized	11 Current Year's Change in Encumbrances	12 Total Change in Book/Adjusted Carrying Value (11-9-10)	13 Total Foreign Exchange Change in Book/Adjusted Carrying Value							
3900 Indian Ave	Perris	CA	08/16/2022 ..	Wilshire 3900 Indian Ave LLC														44,184	37,425
14001 Rosecrans Ave	La Mirada	CA	10/06/2022 ..	USCIF LA MIRANDA DC LLC, a Delaware limited liability company														(900)	28,033
600 Riverside Parkway	Lithia Springs	GA	10/28/2022 ..	FHRG Investments - Riverside LLC ..														(21,433)	(21,811)
0199999. Property Disposed																		21,851	43,647
.....																			
.....																			
.....																			
0399999 - Totals																		21,851	43,647

E01

STATEMENT AS OF SEPTEMBER 30, 2023 OF THE FARMERS INSURANCE EXCHANGE

SCHEDULE B - PART 2

Showing All Mortgage Loans ACQUIRED AND ADDITIONS MADE During the Current Quarter

1 Loan Number	2 Location		3 State	4 Loan Type	5 Date Acquired	6 Rate of Interest	7 Actual Cost at Time of Acquisition	8 Additional Investment Made After Acquisition	9 Value of Land and Buildings
	City								
000703802	Los Angeles		CA		09/14/2023	7.516		(12,631)	33,960,000
000703804	Jasper County		SC		07/05/2023	5.830	3,250,000		5,468,254
0599999. Mortgages in good standing - Commercial mortgages-all other							3,250,000	(12,631)	39,428,254
0899999. Total Mortgages in good standing							3,250,000	(12,631)	39,428,254
1699999. Total - Restructured Mortgages									
2499999. Total - Mortgages with overdue interest over 90 days									
3299999. Total - Mortgages in the process of foreclosure									
3399999 - Totals							3,250,000	(12,631)	39,428,254

SCHEDULE B - PART 3

Showing All Mortgage Loans DISPOSED, Transferred or Repaid During the Current Quarter

1 Loan Number	2 Location		4 Loan Type	5 Date Acquired	6 Disposal Date	7 Book Value/Recorded Investment Excluding Accrued Interest Prior Year	8 Change in Book Value/Recorded Investment						14 Book Value/Recorded Investment Excluding Accrued Interest on Disposal	15 Consid-eration	16 Foreign Exchange Gain (Loss) on Disposal	17 Realized Gain (Loss) on Disposal	18 Total Gain (Loss) on Disposal
	City	State					8 Unrealized Valuation Increase (Decrease)	9 Current Year's (Amortization) /Accretion	10 Current Year's Other-Than-Temporary Impairment Recognized	11 Capitalized Deferred Interest and Other	12 Total Change in Book Value (8+9-10+11)	13 Total Foreign Exchange Change in Book Value					
NONE																	
0599999 - Totals																	

STATEMENT AS OF SEPTEMBER 30, 2023 OF THE FARMERS INSURANCE EXCHANGE

SCHEDULE BA - PART 2

Showing Other Long-Term Invested Assets ACQUIRED AND ADDITIONS MADE During the Current Quarter

1 CUSIP Identification	2 Name or Description	Location		5 Name of Vendor or General Partner	6 NAIC Designation, NAIC Designation Modifier and SVO Admini- strative Symbol	7 Date Originally Acquired	8 Type and Strategy	9 Actual Cost at Time of Acquisition	10 Additional Investment Made After Acquisition	11 Amount of Encumbrances	12 Commitment for Additional Investment	13 Percentage of Ownership
		3 City	4 State									
	Impact Community CAP LLC-Equity	SAN FRANCISCO	CA	IMPACT COMMUNITY CAPITAL		03/24/1998			24,624		451,583	17.537
2699999. Joint Venture Interests - Other - Affiliated									24,624		451,583	XXX
6099999. Total - Unaffiliated												XXX
6199999. Total - Affiliated									24,624		451,583	XXX
6299999 - Totals									24,624		451,583	XXX

SCHEDULE BA - PART 3

Showing Other Long-Term Invested Assets DISPOSED, Transferred or Repaid During the Current Quarter

1 CUSIP Identification	2 Name or Description	Location		5 Name of Purchaser or Nature of Disposal	6 Date Originally Acquired	7 Disposal Date	8 Book/ Adjusted Carrying Value Less Encum- brances, Prior Year	Change in Book/Adjusted Carrying Value						15 Book/ Adjusted Carrying Value Less Encum- brances on Disposal	16 Consid- eration	17 Foreign Exchange Gain (Loss) on Disposal	18 Realized Gain (Loss) on Disposal	19 Total Gain (Loss) on Disposal	20 Invest- ment Income	
		3 City	4 State					9 Unrealized Valuation Increase (De- crease)	10 Current Year's (Depre- ciation) or (Amorti- zation)/ Accretion	11 Current Year's Other Than Temporary Impair- ment Recogn- ized	12 Capital- ized Deferred Interest and Other	13 Total Change in Book/ Adjusted Carrying Value (9+10- 11+12)	14 Total Foreign Exchange Change in Book/ Adjusted Carrying Value							
452558-AD-7	Impact CAP Promissory Note LLC	SAN FRANCISCO	CA	Return of Principal	11/16/2001	07/28/2023	26,133							26,133	26,133					
452558-AD-7	Impact CAP Promissory Note LLC	SAN FRANCISCO	CA	Return of Principal	11/16/2001	08/30/2023	67,694							67,694	67,694					
452558-AD-7	Impact CAP Promissory Note LLC	SAN FRANCISCO	CA	Return of Principal	11/16/2001	09/27/2023	25,930							25,930	25,930					
3299999. Non-collateral Loans - Affiliated								119,757						119,757	119,757					
6099999. Total - Unaffiliated																				
6199999. Total - Affiliated								119,757						119,757	119,757					
6299999 - Totals								119,757						119,757	119,757					

STATEMENT AS OF SEPTEMBER 30, 2023 OF THE FARMERS INSURANCE EXCHANGE

SCHEDULE D - PART 3

Show All Long-Term Bonds and Stock Acquired During the Current Quarter

1	2	3	4	5	6	7	8	9	10
CUSIP Identification	Description	Foreign	Date Acquired	Name of Vendor	Number of Shares of Stock	Actual Cost	Par Value	Paid for Accrued Interest and Dividends	NAIC Designation, NAIC Designation Modifier and SVO Administrative Symbol
91282C-EU-1	US TREASURY N/B 2.875 06/15/2025		07/11/2023	CITADEL SECURITIES LLC		3,848,138	4,000,000	8,484	1.A
91282C-EY-3	US TREASURY N/B 3 07/15/2025		08/04/2023	CITADEL SECURITIES LLC		24,144,615	25,000,000	46,875	1.A
91282C-HL-8	US TREASURY N/B 4.625 06/30/2025		07/31/2023	CITADEL SECURITIES LLC		99,414,398	100,000,000	389,606	1.A
91282C-HM-6	US TREASURY N/B 4.5 07/15/2026		07/31/2023	WELLS FARGO SECURITIES LLC		149,895,034	150,000,000	293,478	1.A
91282C-HN-4	US TREASURY N/B 4.75 07/31/2025		08/21/2023	RBC CAPITAL MARKETS LLC		6,968,305	7,000,000	19,878	1.A
91282C-HQ-7	US TREASURY N/B 4.125 07/31/2028		07/31/2023	Citigroup Global Markets Inc.		54,871,278	55,000,000		1.A
91282C-HR-5	US TREASURY N/B 4 07/31/2030		07/31/2023	RBC CAPITAL MARKETS LLC		32,857,046	33,000,000		1.A
91282C-HU-8	US TREASURY N/B 4.375 08/15/2026		08/31/2023	VARIOUS		58,700,195	59,000,000	50,883	1.A
91282C-HX-2	US TREASURY N/B 4.375 08/31/2028		09/01/2023	BARCLAYS CAPITAL INC		20,092,255	20,000,000	12,019	1.A
91282C-HY-0	US TREASURY N/B 4.625 09/15/2026		09/25/2023	BARCLAYS CAPITAL INC		24,865,318	25,000,000	34,942	1.A
0109999999. Subtotal - Bonds - U.S. Governments						475,656,582	478,000,000	856,165	XXX
93974D-XT-0	WASHINGTON ST 5 08/01/2029		07/01/2023	Corporate Actions Event		3,521,487	3,490,000		1.B FE
0509999999. Subtotal - Bonds - U.S. States, Territories and Possessions						3,521,487	3,490,000		XXX
53340C-BV-2	LINCOLN CNTY SD COPS 5 12/01/2048		07/06/2023	FIRST HORIZON BANK		1,662,933	1,550,000	18,944	1.C FE
0709999999. Subtotal - Bonds - U.S. Political Subdivisions of States, Territories and Possessions						1,662,933	1,550,000	18,944	XXX
035573-YT-5	ANN ARBOR MI WTR SPLY S 4.125 04/01/2053		07/03/2023	JEFFERIES LLC		5,873,700	6,000,000	4,813	1.C FE
130179-SB-1	CALIFORNIA ST EDUCNTL FA 4.51 10/01/2036		08/07/2023	WELLS FARGO SECURITIES LLC		1,797,120	2,000,000	32,071	1.F FE
199561-FU-0	COLUMBUS OH SNR REVENUE VAR 06/01/2032		09/05/2023	JP MORGAN SECURITIES LLC		10,000,000	10,000,000	32,151	1.C FE
313308-ZV-0	FNCL POOL 067956		08/14/2023	MERRILL LYNCH PIERCE FENNER & SMITH INC		4,945,644	4,983,801	12,183	1.A
31330E-JY-9	FNCL POOL QH2079		09/27/2023	BNP PARIBAS SA/AUSTRALIA		4,971,875	5,000,000	833	1.A
3133KP-ZR-2	FNCL POOL RA7952		08/14/2023	Citigroup Global Markets Inc.		2,485,865	2,449,882	6,533	1.A
3133KQ-2R-6	FNCL POOL RA8884		07/06/2023	BARCLAYS CAPITAL SECURITIES INC.		8,816,923	8,905,983	12,246	1.A
3140M5-S7-1	FNCL POOL BU4141		09/20/2023	BARCLAYS CAPITAL SECURITIES INC.		3,089,230	2,996,866	11,363	1.A
3140Q0-UR-4	FNCL POOL CB5091		09/08/2023	TD SECURITIES USA LLC		7,186,252	7,082,231	15,345	1.A
353187-EW-3	FRANKLIN CNTY OH HOSP FAC VAR 11/01/2042		09/19/2023	JP MORGAN SECURITIES LLC		7,300,000	7,300,000	8,471	1.D FE
38122N-C9-1	GOLDEN ST TOBACCO SECUR 2.687 06/01/2030		07/27/2023	JEFFERIES LLC		1,682,620	2,000,000	8,957	1.F FE
414009-RB-8	HARRIS CNTY TX CULTURAL E VAR 10/01/2041		09/19/2023	JP MORGAN SECURITIES LLC		5,300,000	5,300,000	7,660	1.C FE
431022-KG-6	HIGHLANDS CNTY FL HLTH FA VAR 11/15/2037		07/05/2023	PERSHING LLC		10,000,000	10,000,000	2,247	1.C FE
44244C-ZH-3	HOUSTON TX UTILITY SYS RE VAR 05/15/2034		09/05/2023	GOLDMAN SACHS & CO LLC		5,000,000	5,000,000	2,236	1.C FE
561851-LQ-7	MANATEE CNTY FL PUBLIC UTIL 4 10/01/2053		07/10/2023	WELLS FARGO SECURITIES LLC		4,755,450	5,000,000	26,111	1.B FE
64971X-KS-6	NEW YORK CITY NY TRANSIT VAR 11/01/2044		09/07/2023	BARCLAYS CAPITAL SECURITIES INC.		700,000	700,000	400	1.A FE
64972F-2J-4	NEW YORK CITY NY MUNI WTR VAR 06/15/2044		08/30/2023	JP MORGAN SECURITIES LLC		2,400,000	2,400,000	4,281	1.B FE
64986U-EB-9	NEW YORK ST HSG FIN AGY R VAR 05/01/2044		09/14/2023	TD SECURITIES USA LLC		5,000,000	5,000,000	6,408	1.D FE
65588T-AT-6	NORFOLK VA ECON DEV AUTH HO 4 11/01/2048		07/10/2023	WELLS FARGO SECURITIES LLC		1,460,364	1,550,000	12,228	1.C FE
85101B-KW-0	SPRINGFIELD MO PUBLIC UTIL 4 08/01/2033		07/20/2023	MERRILL LYNCH PIERCE FENNER & SMITH INC		2,019,700	2,000,000	38,444	1.C FE
91412H-KE-2	UNIV OF CALIFORNIA CA R 3.071 05/15/2051		07/05/2023	JEFFERIES LLC		3,496,800	5,000,000	22,179	1.C FE
97710B-DK-5	WISCONSIN ST HLTH & EDUCAT VAR 12/01/2033		09/14/2023	TD SECURITIES USA LLC		2,500,000	2,500,000	2,688	1.A FE
0909999999. Subtotal - Bonds - U.S. Special Revenues						100,781,543	103,168,763	269,848	XXX
00259*-AA-6	Abacus pf Borrower 6.8 8/9/2027 PRIVATE		07/09/2023	DIRECT TO COMPANY		5,000,000	5,000,000		2.B PL
225470-DX-8	CSFB 2005-10 3 5.5 11/25/2035 WHOLE LOAN		07/01/2023	Capitalized Interest				19	1.A FM
45256#-AB-8	IMPACT COMMUNITY VAR 10/25/2056 PRIVATE RMBS		08/22/2023	DIRECT TO COMPANY		6,305,600	6,305,600		1.G FE
F2977#-AD-7	ELIS SA 5.82 20/07/2035 PRIVATE	C.	07/20/2023	DIRECT TO COMPANY		10,000,000	10,000,000		2.C PL
1109999999. Subtotal - Bonds - Industrial and Miscellaneous (Unaffiliated)						21,305,600	21,305,619		XXX
00453#-AC-4	Accurus Aerospace Corporation FLT 03/31/2028 REVOLVER		08/11/2023	Medley Management Inc.		64,030	64,030		5.A
00801#-AB-3	Adviser Investments FLT 05/19/2028 DDTL		07/17/2023	Medley Management Inc.		184,393	184,393		4.B PL
34962#-AB-6	Fortis Payments, LLC FLT 10/31/2024 DDTL		08/01/2023	Medley Management Inc.		328,500	328,500		4.C Z
45054#-AC-2	ITI Intermodal FLT 12/20/2027 Revolver		08/01/2023	Medley Management Inc.		11,812	11,812		2.C PL

E04

STATEMENT AS OF SEPTEMBER 30, 2023 OF THE FARMERS INSURANCE EXCHANGE

SCHEDULE D - PART 3

Show All Long-Term Bonds and Stock Acquired During the Current Quarter

1	2	3	4	5	6	7	8	9	10
CUSIP Identification	Description	Foreign	Date Acquired	Name of Vendor	Number of Shares of Stock	Actual Cost	Par Value	Paid for Accrued Interest and Dividends	NAIC Designation, NAIC Designation Modifier and SVO Administrative Symbol
57233#-AC-9	Marshall Excelsior Co FLT 02/18/2028 REVOLVER		09/29/2023	Medley Management Inc		13,581	13,581		4.C
62907#-AE-2	Nefco FLT 08/05/2028 REVOLVER		08/07/2023	Medley Management Inc		22,106	22,106		4.C Z
69451*-AB-5	Whitcraft LLC FLT 02/15/2029 Revolver		07/26/2023	Medley Management Inc		18,084	18,084		4.C Z
75279*-AC-0	Randy's Worldwide (RWA Holding Company) FLT 10/31/2027 Revol		09/27/2023	Medley Management Inc		20,979	20,979		3.B PL
86822#-AB-9	EFI Productivity Software FLT 12/30/2027 REVOLVER		09/27/2023	Medley Management Inc		54,759	54,759		4.C Z
97959#-AB-1	WOODLAND FOODS INC FLT 12/01/2027 REVOLVER		08/29/2023	Medley Management Inc		25,432	25,432		4.C
98876*-AC-9	ZB Holdco, LLC (Ziyad) FLT 02/09/2028 Revolver		09/25/2023	Medley Management Inc		7,164	7,164		4.C Z
988072-42-3	Process Insights & Adviser Investments FLT 07/18/2029 TL		07/18/2023	Medley Management Inc		531,091	544,709		4.C Z
998080-12-3	Warner Pacific Insurance Services FLT 12/27/2027 DDTL		08/01/2023	Medley Management Inc		273,702	279,287		4.C Z
998080-12-3	Warner Pacific Insurance Services FLT 12/27/2027 TL		08/01/2023	Medley Management Inc		106,920	109,102		4.C Z
998083-12-3	HemaSource, Inc. FLT 08/31/2029 TL		08/31/2023	Medley Management Inc		801,513	822,065		4.C Z
998083-12-3	Ziyad Add On FLT 02/09/2028 TL		08/31/2023	Medley Management Inc		465,090	475,796		4.C Z
998090-62-3	Shermco Industries Inc FLT 06/05/2026 TL		09/06/2023	Medley Management Inc		727,938	727,938		4.C Z
998091-22-3	New Forma FLT 03/31/2029 Revolver		09/12/2023	Medley Management Inc		48,417	48,417		4.C Z
998091-32-3	Net At Work FLT 09/13/2029 TL		09/13/2023	Medley Management Inc		998,765	1,024,374		4.C Z
998091-42-3	Rock Labor FLT 09/14/2029 TL		09/14/2023	Medley Management Inc		304,014	313,417		4.C Z
BC0120-73-2	SBP Holdings, LP FLT 03/27/2028 DDTL		09/05/2023	Medley Management Inc		71,418	71,418		4.C Z
1909999999. Subtotal - Bonds - Unaffiliated Bank Loans						5,079,708	5,167,363		XXX
2509999997. Total - Bonds - Part 3						608,007,853	612,681,745	1,144,957	XXX
2509999998. Total - Bonds - Part 5						XXX	XXX	XXX	XXX
2509999999. Total - Bonds						608,007,853	612,681,745	1,144,957	XXX
4509999997. Total - Preferred Stocks - Part 3							XXX		XXX
4509999998. Total - Preferred Stocks - Part 5						XXX	XXX	XXX	XXX
4509999999. Total - Preferred Stocks							XXX		XXX
009066-10-1	AIRBNB INC EQUITY		09/15/2023	MORGAN STANLEY & CO INTERNATIONAL PLC	2,044.000	291,781			
023135-10-6	AMAZON.COM INC EQUITY		09/15/2023	MORGAN STANLEY & CO INTERNATIONAL PLC	854.000	119,893			
049560-10-5	ATMOS ENERGY CORP EQUITY		09/15/2023	MORGAN STANLEY & CO INTERNATIONAL PLC	116.000	13,341			
05464C-10-1	AXON ENTERPRISE INC EQUITY		09/15/2023	MORGAN STANLEY & CO INTERNATIONAL PLC	50.000	10,311			
064058-10-0	BANK OF NEW YORK MELLON CORP/THE EQUITY		09/15/2023	MORGAN STANLEY & CO INTERNATIONAL PLC	277.000	12,523			
075887-10-9	BECTON DICKINSON & CO EQUITY		09/15/2023	MORGAN STANLEY & CO INTERNATIONAL PLC	51.000	13,451			
084670-70-2	BERKSHIRE HATHAWAY INC EQUITY		09/15/2023	MORGAN STANLEY & CO INTERNATIONAL PLC	221.000	81,297			
09260D-10-7	BLACKSTONE INC EQUITY		09/15/2023	MORGAN STANLEY & CO INTERNATIONAL PLC	3,392.000	385,976			
115637-20-9	BROWN-FORMAN CORP EQUITY		09/15/2023	MORGAN STANLEY & CO INTERNATIONAL PLC	168.000	10,707			
166764-10-0	CHEVRON CORP EQUITY		08/07/2023	Bear Stearns Securities Corp	350.000	55,964			
172062-10-1	CINCINNATI FINANCIAL CORP EQUITY		09/15/2023	MORGAN STANLEY & CO INTERNATIONAL PLC	102.000	10,933			
278865-10-0	ECOLAB INC EQUITY		09/15/2023	MORGAN STANLEY & CO INTERNATIONAL PLC	59.000	10,500			
29414B-10-4	EPAM SYSTEMS INC EQUITY		09/15/2023	MORGAN STANLEY & CO INTERNATIONAL PLC	41.000	10,810			
30225T-10-2	EXTRA SPACE STORAGE INC EQUITY		07/21/2023	MERRILL LYNCH PIERCE FENNER & SMITH INC	369.000	53,903			
302491-30-3	FMC CORP EQUITY		09/15/2023	MORGAN STANLEY & CO INTERNATIONAL PLC	142.000	10,742			
30303M-10-2	META PLATFORMS INC EQUITY		09/15/2023	MORGAN STANLEY & CO INTERNATIONAL PLC	79.000	23,724			
44107P-10-4	HOST HOTELS & RESORTS INC EQUITY		09/15/2023	MORGAN STANLEY & CO INTERNATIONAL PLC	704.000	11,686			
49177J-10-2	KENVUE INC EQUITY		08/24/2023	MORGAN STANLEY & CO INTERNATIONAL PLC	5,849.000	138,431			
49271V-10-0	KEURIG DR PEPPER INC EQUITY		09/15/2023	MORGAN STANLEY & CO INTERNATIONAL PLC	784.000	26,107			
532457-10-8	ELI LILLY & CO EQUITY		09/15/2023	MORGAN STANLEY & CO INTERNATIONAL PLC	58.000	33,388			
594918-10-4	MICROSOFT CORP EQUITY		09/15/2023	MORGAN STANLEY & CO INTERNATIONAL PLC	79.000	26,087			
609839-10-5	MONOLITHIC POWER SYSTEMS INC EQUITY		09/15/2023	MORGAN STANLEY & CO INTERNATIONAL PLC	22.000	10,213			
655663-10-2	NORDSON CORP EQUITY		09/15/2023	MORGAN STANLEY & CO INTERNATIONAL PLC	46.000	10,616			

STATEMENT AS OF SEPTEMBER 30, 2023 OF THE FARMERS INSURANCE EXCHANGE

SCHEDULE D - PART 3

Show All Long-Term Bonds and Stock Acquired During the Current Quarter

1 CUSIP Identification	2 Description	3 Foreign	4 Date Acquired	5 Name of Vendor	6 Number of Shares of Stock	7 Actual Cost	8 Par Value	9 Paid for Accrued Interest and Dividends	10 NAIC Designation, NAIC Designation Modifier and SVO Admini- strative Symbol	
682680-10-3	ONEOK INC EQUITY		09/25/2023	Bear Stearns Securities Corp	517,000	34,405				
68389X-10-5	ORACLE CORP EQUITY		09/15/2023	MORGAN STANLEY & CO INTERNATIONAL PLC	197,000	22,440				
69331C-10-8	PG&E CORP EQUITY		09/15/2023	MORGAN STANLEY & CO INTERNATIONAL PLC	2,330,000	40,332				
69370C-10-0	PTC INC EQUITY		09/15/2023	MORGAN STANLEY & CO INTERNATIONAL PLC	139,000	19,662				
723484-10-1	PINNACLE WEST CAPITAL CORP EQUITY		09/15/2023	MORGAN STANLEY & CO INTERNATIONAL PLC	149,000	11,714				
775711-10-4	ROLLINS INC EQUITY		09/22/2023	Bear Stearns Securities Corp	202,000	7,562				
88160R-10-1	TESLA INC EQUITY		09/15/2023	MORGAN STANLEY & CO INTERNATIONAL PLC	359,000	98,506				
893641-10-0	TRANSDIGM GROUP INC EQUITY		09/15/2023	MORGAN STANLEY & CO INTERNATIONAL PLC	14,000	12,106				
896239-10-0	TRIMBLE INC EQUITY		09/15/2023	MORGAN STANLEY & CO INTERNATIONAL PLC	210,000	10,781				
902973-30-4	US BANCORP EQUITY		09/15/2023	MORGAN STANLEY & CO INTERNATIONAL PLC	779,000	27,382				
931142-10-3	WALMART INC EQUITY		09/15/2023	MORGAN STANLEY & CO INTERNATIONAL PLC	148,000	24,367				
95040C-10-4	WELLTOWER INC EQUITY		09/15/2023	MORGAN STANLEY & CO INTERNATIONAL PLC	166,000	14,005				
5019999999	Subtotal - Common Stocks - Industrial and Miscellaneous (Unaffiliated) Publicly Traded						1,695,646	XXX		XXX
464287-20-0	ISHARES CORE S&P 500 ETF FUND		09/05/2023	Knight Capital Americas LLC	1,000,000	456,352				
5819999999	Subtotal - Common Stocks - Exchange Traded Funds						456,352	XXX		XXX
5989999997	Total - Common Stocks - Part 3						2,151,998	XXX		XXX
5989999998	Total - Common Stocks - Part 5						XXX	XXX	XXX	XXX
5989999999	Total - Common Stocks						2,151,998	XXX		XXX
5999999999	Total - Preferred and Common Stocks						2,151,998	XXX		XXX
6009999999	Totals						610,159,851	XXX	1,144,957	XXX

STATEMENT AS OF SEPTEMBER 30, 2023 OF THE FARMERS INSURANCE EXCHANGE

SCHEDULE D - PART 4

Show All Long-Term Bonds and Stock Sold, Redeemed or Otherwise Disposed of During the Current Quarter

1	2	3	4	5	6	7	8	9	10	Change In Book/Adjusted Carrying Value					16	17	18	19	20	21	22	
										11	12	13	14	15								
CUSIP Identification	Description	Foreign	Disposal Date	Name of Purchaser	Number of Shares of Stock	Consideration	Par Value	Actual Cost	Prior Year Book/Adjusted Carrying Value	Unrealized Valuation Increase/(Decrease)	Current Year's (Amortization)/Accretion	Current Year's Other Than Temporary Impairment Recognized	Total Change in Book/Adjusted Carrying Value (11 + 12 - 13)	Total Foreign Exchange Change in Book /Adjusted Carrying Value	Book/Adjusted Carrying Value at Disposal Date	Foreign Exchange Gain (Loss) on Disposal	Realized Gain (Loss) on Disposal	Total Gain (Loss) on Disposal	Bond Interest/Stock Dividends Received During Year	Stated Contractual Maturity Date	NAIC Designation, NAIC Designation Modifier and SVO Administrative Symbol	
..313371-9-9	FHA PUTT PROJ MERRILL #91 7.43 09/01/2023		09/01/2023	MATURITY		7	7	7					7		7						09/01/2023	1.A
..36176X-KR-9	GNSF POOL 779104		09/01/2023	MBS PAYDOWN		8,641	8,641	9,056	8,679		(38)		(38)		8,641				202	04/15/2042	1.A	
..36179N-LE-6	G2SF POOL MA1225		09/01/2023	MBS PAYDOWN		52,435	52,435	56,072	52,745		(310)		(310)		52,435				1,404	08/20/2043	1.A	
..361790-L4-1	G2SF POOL MA2147		09/01/2023	MBS PAYDOWN		36,238	36,238	37,062	36,305		(67)		(67)		36,238				727	08/20/2044	1.A	
..36179T-G5-8	G2SF POOL MA4720		09/01/2023	MBS PAYDOWN		91,452	91,453	96,318	91,855		(402)		(402)		91,453				2,425	09/20/2047	1.A	
..36179W-LP-1	G2SF POOL MA7534		09/01/2023	MBS PAYDOWN		86,552	86,552	89,913	86,773		(220)		(220)		86,552				1,441	08/20/2051	1.A	
..36179W-RZ-3	G2SF POOL MA7704		09/01/2023	MBS PAYDOWN		330,352	330,352	333,630	330,610		(258)		(258)		330,352				4,382	11/20/2051	1.A	
..36179W-VT-2	G2SF POOL MA7826		09/01/2023	MBS PAYDOWN		529,576	529,576	453,781			3,318		3,318		529,576				3,532	01/20/2052	1.A	
..36179W-XK-9	G2SF POOL MA7882		09/01/2023	MBS PAYDOWN		498,552	498,552	510,276	499,613		(1,061)		(1,061)		498,552				10,015	02/20/2052	1.A	
..36184C-R9-8	GNSF POOL AL5912		09/01/2023	MBS PAYDOWN		4,827	4,827	5,094	4,846		(19)		(19)		4,827				112	03/15/2045	1.A	
..36184G-LK-3	G2SF POOL CR2386		09/01/2023	MBS PAYDOWN		32,588	32,588	34,462			(67)		(67)		32,588				652	04/20/2053	1.A	
..36202D-SB-8	G2SF POOL 3214		09/01/2023	MBS PAYDOWN		1,779	1,779	1,762	1,778		2		2		1,779				72	03/20/2032	1.A	
..36202D-TE-1	G2SF POOL 3249		09/01/2023	MBS PAYDOWN		10,894	10,894	11,190	10,922		(28)		(28)		10,894				421	06/20/2032	1.A	
..36202F-AV-8	G2SF POOL 4520		09/01/2023	MBS PAYDOWN		7,482	7,482	7,589	7,491		(9)		(9)		7,482				249	08/20/2039	1.A	
..3620C4-RG-7	GNSF POOL 748487		09/01/2023	MBS PAYDOWN		18,709	18,709	20,302	18,859		(150)		(150)		18,709				560	08/15/2040	1.A	
..3622A2-XK-3	GNSF POOL 784282		09/01/2023	MBS PAYDOWN		250,545	250,545	284,560	253,671		(3,126)		(3,126)		250,545				9,702	02/15/2034	1.A	
..3622AB-ZW-5	G2SF POOL 786257		09/01/2023	MBS PAYDOWN		77,357	77,357	75,544			90		90		77,357				1,617	06/20/2052	1.A	
..38381T-3Y-9	GNR 2022-155 IA 2.5 10/20/2050 CMO		09/01/2023	MBS PAYDOWN		49,705	49,705	49,705			(1,003)		(1,003)						2,152	10/20/2050	1.A	
..38382Q-JB-4	GNR 2021-78 IE 2 05/20/2036 CMO		09/01/2023	MBS PAYDOWN		59,436	59,436	59,436			(5,242)		(5,242)		7,311				7,311	05/20/2036	1.A	
..38382T-ZD-9	GNR 2021-105 IA 2 06/20/2036 CMO		09/01/2023	MBS PAYDOWN		45,348	45,348	45,348			(4,140)		(4,140)						5,368	06/20/2036	1.A	
..38382V-MC-0	GNR 2021-121 JI 2.5 07/20/2051 CMO		09/01/2023	MBS PAYDOWN		70,637	70,637	70,637			(1,610)		(1,610)						4,923	07/20/2051	1.A	
..38383A-AG-9	GNR 2021-165 JI 2.5 09/20/2051 CMO		09/01/2023	MBS PAYDOWN		65,019	65,019	65,019			(2,761)		(2,761)						4,695	09/20/2051	1.A	
..38383C-LU-2	GNR 2021-177 CI 2.5 10/20/2051 CMO		09/01/2023	MBS PAYDOWN		85,528	85,528	85,528			(2,358)		(2,358)						5,253	10/20/2051	1.A	
..912828-4A-5	US TREASURY N/B 2.625 02/28/2023		08/04/2023	Post Sale Income															(540)	02/28/2023	1.A	
..912828-ZY-9	US TREASURY N/B 0.125 07/15/2023		07/17/2023	MATURITY		106,580,000	106,580,000	106,581,702	106,580,266		(266)		(266)		106,580,000				133,225	07/15/2023	1.A	
..91282C-AF-8	US TREASURY N/B 0.125 08/15/2023		08/15/2023	MATURITY		23,000,000	23,000,000	22,978,788	22,995,633		4,367		4,367		23,000,000				28,750	08/15/2023	1.A	
..91282C-AK-7	US TREASURY N/B 0.125 09/15/2023		09/15/2023	MATURITY		5,000,000	5,000,000	4,830,681	4,881,907		118,093		118,093		5,000,000				6,250	09/15/2023	1.A	
0109999999. Subtotal - Bonds - U.S. Governments						136,617,986	136,617,987	136,793,462	135,861,953		102,742		102,742		136,617,987				234,900	XXX	XXX	
..50064Y-AN-3	KOREA HYDRO & NUCLEAR PO 3.75 07/25/2023	D.....	07/25/2023	MATURITY		1,210,000	1,210,000	1,202,474	1,209,155		845		845		1,210,000				45,375	07/25/2023	1.C FE	
0309999999. Subtotal - Bonds - All Other Governments						1,210,000	1,210,000	1,202,474	1,209,155		845		845		1,210,000				45,375	XXX	XXX	
..797355-U5-1	SAN DIEGO CA UNIF SCH DIST 5 07/01/2035		07/03/2023	SECURITY CALLED BY ISSUER		1,000,000	1,000,000	1,151,590	1,009,652		(9,903)		(9,903)		999,750		250	250	50,000	07/01/2035	1.D FE	
0709999999. Subtotal - Bonds - U.S. Political Subdivisions of States, Territories and Possessions						1,000,000	1,000,000	1,151,590	1,009,652		(9,903)		(9,903)		999,750		250	250	50,000	XXX	XXX	
..04780T-CU-6	ATLANTA GA ARPT PASSENGER F 5 01/01/2030		07/01/2023	Corporate Actions Event		3,521,487	3,490,000	3,848,528	3,532,953		(21,517)		(21,517)		3,511,436		10,051	10,051	87,250	01/01/2030	1.D FE	
..130179-SB-1	CALIFORNIA ST EDUCNL FA 4.51 10/01/2036		09/12/2023	Citigroup Global Markets Inc.		1,763,820	2,000,000	1,797,120			1,182		1,182		1,798,302		(34,482)	(34,482)	40,841	10/01/2036	1.F FE	
..199561-FU-0	COLUMBUS OH SIIR REVENUE VAR 06/01/2032		09/25/2023	JP MORGAN SECURITIES LLC		10,000,000	10,000,000	10,000,000			(278)		(278)		9,999,722		278	278	51,186	06/01/2032	1.C FE	
..235241-WG-7	DALLAS TX AREA RAPID TR 2.034 12/01/2032		09/12/2023	SUNTRUST ROBINSON HUMPHREY INC		780,820	1,000,000	806,650	814,427		10,640		10,640		825,068		(44,248)	(44,248)	15,990	12/01/2032	1.B FE	
..30768W-AA-6	FARM 2021-1 A VAR 01/25/2051 WHOLE LOAN		09/01/2023	MBS PAYDOWN		7,885	7,885	7,882	7,885						7,885				105	01/25/2051	1.A	
..31283H-F2-6	FGLMC POOL G01085		09/01/2023	MBS PAYDOWN		65	65	67	65						65				3	11/01/2029	1.A	
..31287S-GK-7	FGLMC POOL C66502		09/01/2023	MBS PAYDOWN		794	794	837	794		(4)		(4)		794				37	04/01/2032	1.A	
..31288F-ZX-5	FGLMC POOL C77058		09/01/2023	MBS PAYDOWN		1,212	1,212	1,222	1,213		(1)		(1)		1,212				42	02/01/2033	1.A	
..31288G-H3-9	FGLMC POOL C77450		09/01/2023	MBS PAYDOWN		386	386	389	386						386				13	03/01/2033	1.A	
..31288G-NT-5	FGLMC POOL C77602		09/01/2023	MBS PAYDOWN		2,731	2,731	2,753	2,733		(2)		(2)		2,731				91	03/01/2033	1.A	

E05

STATEMENT AS OF SEPTEMBER 30, 2023 OF THE FARMERS INSURANCE EXCHANGE

SCHEDULE D - PART 4

Show All Long-Term Bonds and Stock Sold, Redeemed or Otherwise Disposed of During the Current Quarter

1	2	3	4	5	6	7	8	9	10	Change In Book/Adjusted Carrying Value					16	17	18	19	20	21	22
										11	12	13	14	15							
CUSIP Identification	Description	Foreign	Disposal Date	Name of Purchaser	Number of Shares of Stock	Consideration	Par Value	Actual Cost	Prior Year Book/Adjusted Carrying Value	Unrealized Valuation Increase/(Decrease)	Current Year's (Amortization)/Accretion	Current Year's Other Than Temporary Impairment Recognized	Total Change in Book/Adjusted Carrying Value (11 + 12 - 13)	Total Foreign Exchange Change in Book /Adjusted Carrying Value	Book/Adjusted Carrying Value at Disposal Date	Foreign Exchange Gain (Loss) on Disposal	Realized Gain (Loss) on Disposal	Total Gain (Loss) on Disposal	Bond Interest/Stock Dividends Received During Year	Stated Contractual Maturity Date	NAIC Designation, NAIC Designation Modifier and SVO Administrative Symbol
..3128M4-L4-3	FGLMC POOL G02747		09/01/2023	MBS PAYDOWN		23,311	23,311	23,481	23,323		(12)		(12)		23,311				1,032	03/01/2037	1.A
..3128M8-B0-6	FGLMC POOL G06047		09/01/2023	MBS PAYDOWN		1,269	1,269	1,335	1,274		(5)		(5)		1,269				38	05/01/2040	1.A
..3128M9-NL-2	FGLMC POOL G07295		09/01/2023	MBS PAYDOWN		18,286	18,286	18,671	18,317		(30)		(30)		18,286				427	05/01/2042	1.A
..3128MC-G2-5	FGCI POOL G13617		09/01/2023	MBS PAYDOWN																	
..3128MC-HB-4	FGCI POOL G13626		09/01/2023	MBS PAYDOWN		1,619	1,619	1,727	1,631		(12)		(12)		1,619				63	01/01/2024	1.A
..3128MC-JM-8	FGCI POOL G13668		09/01/2023	MBS PAYDOWN		178	178	188	179		(1)		(1)		178				6	01/01/2024	1.A
..3128MJ-CT-5	FGLMC POOL G08081		09/01/2023	MBS PAYDOWN		5,427	5,427	5,543	5,434		(8)		(8)		5,427				218	09/01/2035	1.A
..3128MJ-CZ-1	FGLMC POOL G08087		09/01/2023	MBS PAYDOWN		15,678	15,678	15,932	15,693		(15)		(15)		15,678				590	10/01/2035	1.A
..31292H-AW-4	FGLMC POOL C00921		09/01/2023	MBS PAYDOWN		443	443	456	445		(2)		(2)		443				22	02/01/2030	1.A
..31292H-FU-3	FGLMC POOL C01079		09/01/2023	MBS PAYDOWN		10	10	10	10						10				1	10/01/2030	1.A
..31292H-K3-7	FGLMC POOL C01214		09/01/2023	MBS PAYDOWN		3	3	3	3						3					07/01/2031	1.A
..31292H-KJ-2	FGLMC POOL C01197		09/01/2023	MBS PAYDOWN		641	643	641	643						643		(2)	(2)	29	07/01/2031	1.A
..31292H-QY-3	FGLMC POOL C01371		09/01/2023	MBS PAYDOWN		3,208	3,208	3,379	3,228		(20)		(20)		3,208				141	06/01/2032	1.A
..312931-6G-8	FGLMC POOL A85371		09/01/2023	MBS PAYDOWN		4,082	4,087	4,299	4,112		(25)		(25)		4,087		(4)	(4)	131	03/01/2039	1.A
..31296P-EA-6	FGLMC POOL A14629		09/01/2023	MBS PAYDOWN		105,857	105,857	104,641	105,700		157		157		105,857				3,502	10/01/2033	1.A
..31296R-PL-6	FGLMC POOL A16727		09/01/2023	MBS PAYDOWN		25,172	25,172	25,754	25,241		(70)		(70)		25,172				839	12/01/2033	1.A
..31297F-PB-3	FGLMC POOL A27618		09/01/2023	MBS PAYDOWN		2,678	2,684	2,673	2,683		1		1		2,684		(5)	(5)	90	10/01/2034	1.A
..31297F-QH-9	FGLMC POOL A27656		09/01/2023	MBS PAYDOWN		566	566	563	565						566				19	10/01/2034	1.A
..31297F-QJ-5	FGLMC POOL A27657		09/01/2023	MBS PAYDOWN		1,212	1,212	1,207	1,212		1		1		1,212				40	10/01/2034	1.A
..31297F-QL-0	FGLMC POOL A27659		09/01/2023	MBS PAYDOWN		1,391	1,391	1,386	1,389		2		2		1,391				46	10/01/2034	1.A
..31297F-R9-6	FGLMC POOL A27712		09/01/2023	MBS PAYDOWN		2,982	2,982	2,970	2,981		1		1		2,982				99	10/01/2034	1.A
..31297F-UE-1	FGLMC POOL A27781		09/01/2023	MBS PAYDOWN		57,254	57,256	57,028	57,237		18		18		57,256		(2)	(2)	2,131	10/01/2034	1.A
..31297F-UF-8	FGLMC POOL A27782		09/01/2023	MBS PAYDOWN		3,828	3,828	3,813	3,827		1		1		3,828				128	10/01/2034	1.A
..31297F-WG-4	FGLMC POOL A27847		09/01/2023	MBS PAYDOWN		1,221	1,221	1,216	1,220						1,221				41	10/01/2034	1.A
..31298E-VS-1	FGLMC POOL C46025		09/01/2023	MBS PAYDOWN		161	161	166	161						161				8	12/01/2030	1.A
..31298T-HC-9	FGLMC POOL C56527		09/01/2023	MBS PAYDOWN		188	188	194	188						188				9	08/01/2031	1.A
..31320V-LE-3	FNCL POOL S07525		09/01/2023	MBS PAYDOWN		448,322	448,322	469,407	449,515		(1,192)		(1,192)		448,322				7,442	10/01/2050	1.A
..31320F-5Y-9	FGLMC POOL Q02663		09/01/2023	MBS PAYDOWN		101,258	101,258	113,504	102,137		(879)		(879)		101,258				2,909	08/01/2041	1.A
..31320K-F2-7	FGLMC POOL Q04085		09/01/2023	MBS PAYDOWN		66,178	66,178	68,546	66,418		(240)		(240)		66,178				1,608	10/01/2041	1.A
..31320P-G9-9	FGLMC POOL Q32923		09/01/2023	MBS PAYDOWN		36,697	36,697	38,446	36,828		(131)		(131)		36,697				870	04/01/2045	1.A
..31320K-FC-7	FGLMC POOL Q45562		09/01/2023	MBS PAYDOWN		8,001	8,001	8,186	8,011		(10)		(10)		8,001				187	01/01/2047	1.A
..31335A-5Y-0	FGLMC POOL G60863		09/01/2023	MBS PAYDOWN		133,296	133,296	133,941	133,327		(32)		(32)		133,296				2,592	02/01/2047	1.A
..31335A-DW-5	FGLMC POOL G60117		09/01/2023	MBS PAYDOWN		10,945	10,945	11,246	10,972		(27)		(27)		10,945				249	07/01/2045	1.A
..31335A-EG-9	FGLMC POOL G60135		09/01/2023	MBS PAYDOWN		144,837	144,837	150,947	144,837		(476)		(476)		144,837				2,938	06/01/2043	1.A
..31335A-QC-5	FGLMC POOL G60451		09/01/2023	MBS PAYDOWN		231,218	231,218	223,884	230,708		511		511		231,218				4,804	01/01/2046	1.A
..31335A-RC-4	FGLMC POOL G60483		09/01/2023	MBS PAYDOWN		15,302	15,302	16,521	15,389		(87)		(87)		15,302				431	10/01/2044	1.A
..31335A-RD-2	FGLMC POOL G60484		09/01/2023	MBS PAYDOWN		32,457	32,457	35,064	32,620		(163)		(163)		32,457				905	03/01/2046	1.A
..31335A-WT-1	FGLMC POOL G60658		09/01/2023	MBS PAYDOWN		118,731	118,731	122,298	119,016		(285)		(285)		118,731				2,780	07/01/2046	1.A
..31335A-WU-8	FGLMC POOL G60659		09/01/2023	MBS PAYDOWN		97,387	97,387	99,031	97,519		(132)		(132)		97,387				2,304	08/01/2046	1.A
..31335B-FU-5	FGLMC POOL G61079		09/01/2023	MBS PAYDOWN		34,253	34,253	36,196	34,476		(223)		(223)		34,253				1,103	07/01/2047	1.A
..31335B-GD-2	FGLMC POOL G61096		09/01/2023	MBS PAYDOWN		25,547	25,547	27,423	25,730		(183)		(183)		25,547				609	02/01/2047	1.A
..31335B-JC-1	FGLMC POOL G61159		09/01/2023	MBS PAYDOWN		36,450	36,450	38,386	36,643		(193)		(193)		36,450				1,112	05/01/2046	1.A
..3133AR-BW-4	FNCL POOL Q06353		09/01/2023	MBS PAYDOWN		31,970	31,970	33,383	32,019		(49)		(49)		31,970				533	09/01/2051	1.A
..3133AT-NC-1	FNCL POOL Q08487		09/01/2023	MBS PAYDOWN		14,273	14,273	14,755	14,306		(32)		(32)		14,273				237	10/01/2051	1.A
..3133AT-XU-0	FNCL POOL Q08791		09/01/2023	MBS PAYDOWN		282,884	282,884	291,106	283,378		(494)		(494)		282,884				4,338	10/01/2051	1.A
..3133AW-BB-6	FNCL POOL Q00063		09/01/2023	MBS PAYDOWN		104,212	104,212	106,883	104,442		(229)		(229)		104,212				1,736	11/01/2051	1.A

STATEMENT AS OF SEPTEMBER 30, 2023 OF THE FARMERS INSURANCE EXCHANGE

SCHEDULE D - PART 4

Show All Long-Term Bonds and Stock Sold, Redeemed or Otherwise Disposed of During the Current Quarter

1	2	3	4	5	6	7	8	9	10	Change In Book/Adjusted Carrying Value					16	17	18	19	20	21	22
										11	12	13	14	15							
CUSIP Identification	Description	Foreign	Disposal Date	Name of Purchaser	Number of Shares of Stock	Consideration	Par Value	Actual Cost	Prior Year Book/Adjusted Carrying Value	Unrealized Valuation Increase/(Decrease)	Current Year's (Amortization)/Accretion	Current Year's Other Than Temporary Impairment Recognized	Total Change in Book/Adjusted Carrying Value (11 + 12 - 13)	Total Foreign Exchange Change in Book /Adjusted Carrying Value	Book/Adjusted Carrying Value at Disposal Date	Foreign Exchange Gain (Loss) on Disposal	Realized Gain (Loss) on Disposal	Total Gain (Loss) on Disposal	Bond Interest/Stock Dividends Received During Year	Stated Contractual Maturity Date	NAIC Designation, NAIC Designation Modifier and SVO Administrative Symbol
..3133AW-SB-1	FNCL POOL QD0514		09/01/2023	MBS PAYDOWN		57,465	57,465	57,999	57,493		(28)		(28)		57,465				.770	11/01/2051	1.A
..3133BB-GQ-6	FNCL POOL QE2007		09/01/2023	MBS PAYDOWN		113,417	113,417	109,979	113,088		329		329		113,417				2,367	05/01/2052	1.A
..3133BD-ZW-8	FNCL POOL QE4357		09/01/2023	MBS PAYDOWN		43,705	43,705	42,189	43,556		148		148		43,705				1,013	06/01/2052	1.A
..3133BN-5Q-2	FNCL POOL OF1755		09/01/2023	MBS PAYDOWN		588,763	588,763	590,327	589,231		(468)		(468)		588,763				19,561	10/01/2052	1.A
..3133C8-ZV-0	FNCL POOL OG7956		09/01/2023	MBS PAYDOWN		5,259	5,259	5,219							5,259				24	08/01/2053	1.A
..3133GD-4M-9	FNCL POOL QN7128		09/01/2023	MBS PAYDOWN		927,016	927,016	960,294	930,782		(3,766)		(3,766)		927,016				12,393	07/01/2036	1.A
..3133KM-4J-1	FNCL POOL RA6225		09/01/2023	MBS PAYDOWN		274,327	274,327	289,415	275,375		(1,048)		(1,048)		274,327				5,108	11/01/2051	1.A
..3133KN-4N-2	FNCL POOL RA6229		09/01/2023	MBS PAYDOWN		90,301	90,301	92,763	90,415		(114)		(114)		90,301				1,643	11/01/2051	1.A
..3133KN-NU-3	FNCL POOL RA6703		09/01/2023	MBS PAYDOWN		566,570	566,570	582,505	567,755		(1,185)		(1,185)		566,570				11,041	02/01/2052	1.A
..3133KP-L8-9	FNCL POOL RA7551		09/01/2023	MBS PAYDOWN		30,106	30,106	30,492	30,127		(21)		(21)		30,106				903	06/01/2052	1.A
..3133KP-ZR-2	FNCL POOL RA7952		09/01/2023	MBS PAYDOWN		3,097	3,097	3,143							3,097				15	09/01/2052	1.A
..3133KQ-ZR-6	FNCL POOL RA8884		09/01/2023	MBS PAYDOWN		31,218	31,218	30,906			5		5		31,218				222	04/01/2053	1.A
..3133KY-VF-3	FNCT POOL RB5114		09/01/2023	MBS PAYDOWN		433,898	433,898	441,813	434,371		(473)		(473)		433,898				5,799	06/01/2041	1.A
..31359X-EP-0	FNR 1999-62 PB 7.5 12/18/2029 CMO		09/01/2023	MBS PAYDOWN		6,163	6,163	6,409	6,194		(32)		(32)		6,163				312	12/18/2029	1.A
..3136A7-ZV-7	FNR 2012-83 BA 3.5 03/25/2041 CMO		09/01/2023	MBS PAYDOWN		11,990	11,990	12,281	12,063		(73)		(73)		11,990				277	03/25/2041	1.A
..3136AD-SD-2	FNR 2013-35 YT 6.5 09/25/2032 CMO		09/01/2023	MBS PAYDOWN		50,695	50,695	51,689			(994)		(994)		50,695				2,191	09/25/2032	1.A
..3136B5-MQ-5	FNR 2019-31 EA 3 10/25/2048 CMO		09/01/2023	MBS PAYDOWN		70,534	70,534	72,052	70,610		(76)		(76)		70,534				1,417	10/25/2048	1.A
..3136BB-EL-2	FNR 2020-57 NI 2.5 08/25/2050 CMO		09/28/2023	VARIOUS		1,119,453		1,127,982			(26,666)		(26,666)		1,106,693		12,759	12,759	73,817	08/25/2050	1.A
..3136BG-WY-3	FNR 2021-57 I 2.5 07/25/2051 CMO		09/01/2023	MBS PAYDOWN		46,777		46,777			(639)		(639)		46,777				2,872	07/25/2051	1.A
..3136BK-WD-0	FNR 2021-95 HI 2.5 02/25/2049 CMO		09/01/2023	MBS PAYDOWN		16,604		16,604			(332)		(332)		16,604				965	02/25/2049	1.A
..31371H-B7-2	FNCL POOL 252162		09/01/2023	MBS PAYDOWN		634	634	638	635						634				28	12/01/2028	1.A
..31371H-DR-6	FNCL POOL 252212		09/01/2023	MBS PAYDOWN		2,230	2,230	2,243	2,231		(1)		(1)		2,230				97	01/01/2029	1.A
..31371H-E4-6	FNCL POOL 252255		09/01/2023	MBS PAYDOWN		1,058	1,058	1,064	1,059		(1)		(1)		1,058				47	02/01/2029	1.A
..31371H-K2-3	FNCL POOL 252413		09/01/2023	MBS PAYDOWN		927	927	935	927						927				40	02/01/2029	1.A
..31371H-K3-1	FNCL POOL 252414		09/01/2023	MBS PAYDOWN		301	301	298	300		1		1		301				12	02/01/2029	1.A
..31371K-HX-2	FNCL POOL 254146		09/01/2023	MBS PAYDOWN		573	573	578	573						573				23	01/01/2032	1.A
..31371M-HK-6	FNCL POOL 255934		09/01/2023	MBS PAYDOWN		3,740	3,740	3,797	3,745		(6)		(6)		3,740				150	11/01/2035	1.A
..31374C-RL-2	FNJMCK POOL 310191		09/01/2023	MBS PAYDOWN		107,983	107,983	111,240	108,418		(435)		(435)		107,983				3,541	05/01/2041	1.A
..31378Y-KV-5	FNCL POOL 412608		09/01/2023	MBS PAYDOWN		653	653	649	653						653				28	01/01/2028	1.A
..3137A0-NB-8	FHR 3688 BC 4.5 07/15/2040 CMO		09/01/2023	MBS PAYDOWN		7,357	7,357	7,761	7,377		(21)		(21)		7,357				221	07/15/2040	1.A
..3137A3-EM-7	FHR 3758 MW 4.5 11/15/2040 CMO		09/01/2023	MBS PAYDOWN		117,863	117,863	126,776	118,603		(740)		(740)		117,863				3,540	11/15/2040	1.A
..3137BP-JX-8	FHR 4582 PA 3 11/15/2045 CMO		09/01/2023	MBS PAYDOWN		66,886	66,886	67,263	66,919		(32)		(32)		66,886				1,337	11/15/2045	1.A
..3137FF-ZW-0	FHR 5085 PI 1.5 03/25/2051 CMO		09/01/2023	MBS PAYDOWN		32,908	32,908	32,908			(590)		(590)		32,908				1,905	03/25/2051	1.A
..3137FH-HP-1	FHR 4821 ZM 3.5 05/15/2048 CMO		09/01/2023	MBS PAYDOWN		204,691	204,691	215,917	205,393		(701)		(701)		204,691				4,741	05/15/2048	1.A
..3137FP-FX-8	FHR 4924 QE 3 05/25/2049 CMO		09/01/2023	MBS PAYDOWN		6,497	6,497	6,649	6,505		(7)		(7)		6,497				131	05/25/2049	1.A
..3137FT-Z7-5	FHR 4980 GQ 2 01/25/2044 CMO		09/01/2023	MBS PAYDOWN		136,850	136,850	140,570	137,211		(362)		(362)		136,850				1,809	01/25/2044	1.A
..31380W-AH-7	FNCL POOL 451908		09/01/2023	MBS PAYDOWN		316	316	317	316		(2)		(2)		316				14	11/01/2028	1.A
..3138A5-GV-8	FNCL POOL AH3811		09/01/2023	MBS PAYDOWN		55,303	55,303	58,383	55,558		(255)		(255)		55,303				1,509	02/01/2041	1.A
..3138AB-RD-0	FNCL POOL AH6783		09/01/2023	MBS PAYDOWN		54,710	54,710	58,762	55,039		(329)		(329)		54,710				1,464	03/01/2041	1.A
..3138AA-YX-3	FNCL POOL AH8825		09/01/2023	MBS PAYDOWN		23,287	23,287	25,175	23,389		(102)		(102)		23,287				692	03/01/2041	1.A
..3138EE-XW-4	FNCL POOL AK9692		09/01/2023	MBS PAYDOWN		133,854	133,854	142,303	134,876		(1,022)		(1,022)		133,854				3,948	04/01/2042	1.A
..3138EM-VM-0	FNCT POOL AL5119		09/01/2023	MBS PAYDOWN		35,419	35,419	36,482	35,547		(127)		(127)		35,419				909	04/01/2034	1.A
..3138ER-BP-4	FNCL POOL AL9045		09/01/2023	MBS PAYDOWN		47,731	47,731	46,105	47,616		115		115		47,731				909	09/01/2046	1.A
..3138ER-TK-6	FNCL POOL AL9553		09/01/2023	MBS PAYDOWN		19,901	19,901	20,557	19,929		(28)		(28)		19,901				465	02/01/2046	1.A
..3138ER-U2-4	FNCL POOL AL9600		09/01/2023	MBS PAYDOWN		65,408	65,408	67,156	65,533		(125)		(125)		65,408				1,514	01/01/2044	1.A
..3138ES-C7-1	FNCT POOL AL9993		09/01/2023	MBS PAYDOWN		72,195	72,195	74,688	72,437		(242)		(242)		72,195				1,463	02/01/2037	1.A

STATEMENT AS OF SEPTEMBER 30, 2023 OF THE FARMERS INSURANCE EXCHANGE

SCHEDULE D - PART 4

Show All Long-Term Bonds and Stock Sold, Redeemed or Otherwise Disposed of During the Current Quarter

1	2	3	4	5	6	7	8	9	10	Change In Book/Adjusted Carrying Value					16	17	18	19	20	21	22
										11	12	13	14	15							
CUSIP Identification	Description	Foreign	Disposal Date	Name of Purchaser	Number of Shares of Stock	Consideration	Par Value	Actual Cost	Prior Year Book/Adjusted Carrying Value	Unrealized Valuation Increase/(Decrease)	Current Year's (Amortization)/Accretion	Current Year's Other Than Temporary Impairment Recognized	Total Change in Book/Adjusted Carrying Value (11 + 12 - 13)	Total Foreign Exchange Change in Book /Adjusted Carrying Value	Book/Adjusted Carrying Value at Disposal Date	Foreign Exchange Gain (Loss) on Disposal	Realized Gain (Loss) on Disposal	Total Gain (Loss) on Disposal	Bond Interest/Stock Dividends Received During Year	Stated Contractual Maturity Date	NAIC Designation, NAIC Designation Modifier and SVO Administrative Symbol
..3138MF-SZ-1	FNCL POOL A00535		09/01/2023	MBS PAYDOWN		87,290	87,290	89,841	87,501		(210)		(210)		87,290				1,775	11/01/2042	1.A
..3138WC-LM-3	FNCL POOL AS3031		09/01/2023	MBS PAYDOWN		109,476	109,476	112,247	109,729		(253)		(253)		109,476				2,555	08/01/2044	1.A
..3138WD-JM-4	FNCL POOL AS3867		09/01/2023	MBS PAYDOWN		129,262	129,262	135,907	129,764		(501)		(501)		129,262				3,445	11/01/2044	1.A
..3138WD-RF-0	FNCL POOL AS4085		09/01/2023	MBS PAYDOWN		134,700	134,700	138,952	135,044		(343)		(343)		134,700				3,515	12/01/2044	1.A
..3138WE-XD-6	FNCL POOL AS5175		09/01/2023	MBS PAYDOWN		163,522	163,522	162,883	163,465		57		57		163,522				3,832	06/01/2045	1.A
..3138WH-LN-0	FNCL POOL AS7532		09/01/2023	MBS PAYDOWN		36,262	36,262	36,149	36,254		8		8		36,262				752	07/01/2046	1.A
..3138WJ-AZ-1	FNCL POOL AS8123		09/01/2023	MBS PAYDOWN		72,797	72,797	73,019	72,822		(25)		(25)		72,797				1,697	10/01/2046	1.A
..3138WJ-FK-9	FNCL POOL AS8269		09/01/2023	MBS PAYDOWN		61,652	61,652	60,641	61,585		67		67		61,652				1,241	11/01/2046	1.A
..3138WJ-ME-5	FNCL POOL AS8456		09/01/2023	MBS PAYDOWN		10,471	10,471	10,749	10,488		(18)		(18)		10,471				245	12/01/2046	1.A
..3138YH-UE-5	FNCL POOL AY4204		09/01/2023	MBS PAYDOWN		30,788	30,788	31,712	30,869		(81)		(81)		30,788				725	05/01/2045	1.A
..31392J-AD-1	FNN 2003-W2 1A 7.5 07/25/2042 WHOLE LOAN		09/01/2023	MBS PAYDOWN		77,745	77,745	84,937	77,745						77,745				3,898	07/25/2042	1.A
..31392J-YH-6	FNN 2003-W3 1A 7.5 08/25/2042 WHOLE LOAN		09/01/2023	MBS PAYDOWN		30,543	30,543	33,368	30,543						30,543				1,567	08/25/2042	1.A
..31393L-FM-0	FSPC T-54 3A 7 02/25/2043 WHOLE LOAN		09/01/2023	MBS PAYDOWN		10,051	10,051	10,787	10,078		(27)		(27)		10,051				480	02/25/2043	1.A
..31393V-FU-0	FHR 2626 A 4 06/15/2033 CMO		09/01/2023	MBS PAYDOWN		11,084	11,084	11,832	11,179		(95)		(95)		11,084				295	06/15/2033	1.A
..31395V-7L-7	FHR 2993 KR 4.5 06/15/2025 CMO		09/01/2023	MBS PAYDOWN		80,077	80,077	87,034	82,630		(2,553)		(2,553)		80,077				2,375	06/15/2025	1.A
..31403T-6E-9	FNCL POOL 757869		09/01/2023	MBS PAYDOWN		2,471	2,471	2,626	2,494		(13)		(13)		2,471				115	11/01/2033	1.A
..3140EW-XM-2	FNCL POOL BC2483		09/01/2023	MBS PAYDOWN		91,013	91,013	94,896	91,661		(648)		(648)		91,013				1,831	03/01/2031	1.A
..3140FO-JJ-4	FNCL POOL BC4764		09/01/2023	MBS PAYDOWN		59,983	59,983	58,545	59,888		95		95		59,983				1,203	10/01/2046	1.A
..3140FX-GJ-5	FNMSL4 POOL BF0200		09/01/2023	MBS PAYDOWN		185,861	185,861	195,153	186,550		(688)		(688)		185,861				4,414	11/01/2051	1.A
..3140FX-ME-9	FNMSL4 POOL BF0356		09/01/2023	MBS PAYDOWN		8,648	8,648	9,339	8,726		(78)		(78)		8,648				231	11/01/2051	1.A
..3140FX-PP-1	FNMSL3 POOL BF0429		09/01/2023	MBS PAYDOWN		237,692	237,692	255,556	240,149		(2,458)		(2,458)		237,692				4,680	07/01/2042	1.A
..3140J6-DH-7	FNCL POOL BM1903		09/01/2023	MBS PAYDOWN		159,165	159,165	159,315	159,194		(28)		(28)		159,165				3,806	08/01/2047	1.A
..3140J8-GA-5	FNCL POOL BM3792		09/01/2023	MBS PAYDOWN		29,724	29,724	29,573	29,714		10		10		29,724				696	02/01/2047	1.A
..3140J9-UP-4	FNCT POOL BM5089		09/01/2023	MBS PAYDOWN		385,043	385,043	412,237	390,309		(5,266)		(5,266)		385,043				14,103	02/01/2030	1.A
..3140J9-VA-6	FNCL POOL BM5108		09/01/2023	MBS PAYDOWN		153,762	153,762	156,670	154,154		(392)		(392)		153,762				3,062	02/01/2033	1.A
..3140JA-ND-6	FNCL POOL BM5787		09/01/2023	MBS PAYDOWN		47,276	47,276	49,344	47,451		(175)		(175)		47,276				1,265	08/01/2047	1.A
..3140L5-B4-7	FNCL POOL BR6358		09/01/2023	MBS PAYDOWN		229,213	229,213	191,858	227,121		2,092		2,092		229,213				2,498	03/01/2051	1.A
..3140L8-IP-2	FNCL POOL BR9365		09/01/2023	MBS PAYDOWN		528,273	528,273	548,868	529,141		(867)		(867)		528,273				8,445	05/01/2051	1.A
..3140LR-C6-3	FNCL POOL BT2792		09/01/2023	MBS PAYDOWN		454,438	454,438	473,041	455,862		(1,424)		(1,424)		454,438				6,000	08/01/2036	1.A
..3140LY-SQ-2	FNCL POOL BT9854		09/01/2023	MBS PAYDOWN		141,703	141,703	142,168	141,732		(29)		(29)		141,703				1,770	10/01/2051	1.A
..3140MP-SM-9	FNCL POOL BV9851		09/01/2023	MBS PAYDOWN		241,309	241,309	227,735	237,697		3,612		3,612		241,309				7,023	05/01/2052	1.A
..3140MQ-B3-2	FNCL POOL BV9957		09/01/2023	MBS PAYDOWN		104,753	104,753	102,232	104,447		306		306		104,753				2,908	06/01/2052	1.A
..3140N3-AP-4	FNCL POOL BW9913		09/01/2023	MBS PAYDOWN		240,428	240,428	232,577	239,340		1,089		1,089		240,428				7,842	10/01/2052	1.A
..3140N4-VT-1	FNCL POOL BX0625		09/01/2023	MBS PAYDOWN		77,071	77,071	75,866	76,946		125		125		77,071				2,205	11/01/2052	1.A
..3140OD-DP-6	FNCL POOL CA5509		09/01/2023	MBS PAYDOWN		175,132	175,132	186,597	175,567		(435)		(435)		175,132				3,288	04/01/2050	1.A
..3140QE-A6-9	FNCL POOL CA6328		09/01/2023	MBS PAYDOWN		157,479	157,479	167,986	157,995		(516)		(516)		157,479				2,542	07/01/2050	1.A
..3140QO-C9-7	FNCL POOL CB0095		09/01/2023	MBS PAYDOWN		166,375	166,375	178,125	166,907		(532)		(532)		166,375				3,281	04/01/2051	1.A
..3140QK-WF-1	FNCL POOL CB0645		09/01/2023	MBS PAYDOWN		241,806	241,806	254,803	242,829		(1,023)		(1,023)		241,806				4,154	05/01/2036	1.A
..3140QL-MY-9	FNCL POOL CB1274		09/01/2023	MBS PAYDOWN		139,817	139,817	143,444	140,033		(215)		(215)		139,817				2,320	08/01/2051	1.A
..3140QN-QB-1	FNCL POOL CB3149		09/01/2023	MBS PAYDOWN		42,377	42,377	35,915	41,878		499		499		42,377				571	03/01/2052	1.A
..3140X4-UA-2	FNCL POOL FM1476		09/01/2023	MBS PAYDOWN		105,727	105,727	114,681	106,403		(675)		(675)		105,727				2,454	08/01/2045	1.A
..3140X6-YM-7	FNCL POOL FM3415		09/01/2023	MBS PAYDOWN		49,236	49,236	53,267	49,561		(325)		(325)		49,236				997	05/01/2047	1.A
..3140X7-CQ-0	FNCL POOL FM3678		09/01/2023	MBS PAYDOWN		29,603	29,603	32,027	29,795		(192)		(192)		29,603				592	10/01/2047	1.A
..3140X8-YN-1	FNCL POOL FM5216		09/01/2023	MBS PAYDOWN		205,506	205,506	177,185	177,185		1,680		1,680		205,506				2,043	12/01/2050	1.A
..3140XA-SS-7	FNCL POOL FM7156		09/01/2023	MBS PAYDOWN		154,383	154,383	160,269	154,678		(294)		(294)		154,383				2,656	05/01/2051	1.A
..3140XB-C7-3	FNCL POOL FM7293		09/01/2023	MBS PAYDOWN		389,368	389,368	403,118	390,105		(737)		(737)		389,368				6,636	05/01/2051	1.A

STATEMENT AS OF SEPTEMBER 30, 2023 OF THE FARMERS INSURANCE EXCHANGE

SCHEDULE D - PART 4

Show All Long-Term Bonds and Stock Sold, Redeemed or Otherwise Disposed of During the Current Quarter

1	2	3	4	5	6	7	8	9	10	Change In Book/Adjusted Carrying Value					16	17	18	19	20	21	22
										11	12	13	14	15							
CUSIP Identification	Description	Foreign	Disposal Date	Name of Purchaser	Number of Shares of Stock	Consideration	Par Value	Actual Cost	Prior Year Book/Adjusted Carrying Value	Unrealized Valuation Increase/(Decrease)	Current Year's (Amortization)/Accretion	Current Year's Other Than Temporary Impairment Recognized	Total Change in Book/Adjusted Carrying Value (11 + 12 - 13)	Total Foreign Exchange Change in Book /Adjusted Carrying Value	Book/Adjusted Carrying Value at Disposal Date	Foreign Exchange Gain (Loss) on Disposal	Realized Gain (Loss) on Disposal	Total Gain (Loss) on Disposal	Bond Interest/Stock Dividends Received During Year	Stated Contractual Maturity Date	NAIC Designation, NAIC Designation Modifier and SVO Administrative Symbol
..3140XC-R4-2	FNCL POOL FM8606		09/01/2023	MBS PAYDOWN		204,497	204,497	215,361	205,564		(1,067)		(1,067)		204,497				3,396	07/01/2036	1.A
..3140XD-E4-4	FNCL POOL FM9154		09/01/2023	MBS PAYDOWN		79,697	79,697	80,332	79,733		(36)		(36)		79,697				1,062	10/01/2051	1.A
..3140XD-J4-9	FNCL POOL FM9282		09/01/2023	MBS PAYDOWN		263,590	263,590	271,703	264,025		(435)		(435)		263,590				4,095	11/01/2051	1.A
..3140XF-OR-5	FNCL POOL FS0463		09/01/2023	MBS PAYDOWN		34,070	34,070	28,864	33,671		399		399		34,070				455	01/01/2052	1.A
..3140XG-4N-6	FNCL POOL FS1728		09/01/2023	MBS PAYDOWN		81,097	81,097	73,431	80,122		975		975		81,097				1,461	04/01/2052	1.A
..3140XG-CD-9	FNCL POOL FS0967		09/01/2023	MBS PAYDOWN		156,126	156,126	153,101	155,865		261		261		156,126				2,609	03/01/2052	1.A
..3140XG-L3-1	FNCL POOL FS1245		09/01/2023	MBS PAYDOWN		176,651	176,651	160,559			385		385		176,651				1,591	06/01/2051	1.A
..3140XH-GU-5	FNCL POOL FS2010		09/01/2023	MBS PAYDOWN		122,568	122,568	115,597	122,000		568		568		122,568				2,458	05/01/2052	1.A
..3140XJ-4Q-3	FNCL POOL FS3530		09/01/2023	MBS PAYDOWN		258,892	258,892	221,514			2,068		2,068		258,892				2,528	03/01/2052	1.A
..3140XK-2S-8	FNCL POOL FS4384		09/01/2023	MBS PAYDOWN		68,795	68,795	68,397			7		7		68,795				820	03/01/2053	1.A
..3140XK-KW-9	FNCL POOL FS3908		09/01/2023	MBS PAYDOWN		150,154	150,154	149,380			44		44		150,154				1,246	02/01/2053	1.A
..31410F-2Q-7	FNCL POOL 888283		09/01/2023	MBS PAYDOWN		45,446	45,446	46,605	45,581		(135)		(135)		45,446				1,509	08/01/2034	1.A
..31410K-JW-5	FNCL POOL 889577		09/01/2023	MBS PAYDOWN		683	683	713	687		(4)		(4)		683				27	06/01/2038	1.A
..31412P-U3-6	FNCL POOL 930982		09/01/2023	MBS PAYDOWN		12,668	12,668	13,743	12,811		(143)		(143)		12,668				380	04/01/2039	1.A
..31414C-JT-6	FNCL POOL 962074		09/01/2023	MBS PAYDOWN		623	623	651	629		(6)		(6)		623				25	03/01/2038	1.A
..31414H-KE-6	FNCL POOL 966593		09/01/2023	MBS PAYDOWN		2,005	2,005	2,006	2,005						2,005				88	01/01/2038	1.A
..31417A-ZW-2	FNCL POOL AB4356		09/01/2023	MBS PAYDOWN		4,918	4,918	5,267	4,943		(25)		(25)		4,918				132	02/01/2042	1.A
..31418A-LT-3	FNCL POOL MA1237		09/01/2023	MBS PAYDOWN		153,329	153,329	155,144	153,564		(235)		(235)		153,329				3,063	11/01/2032	1.A
..31418C-R9-7	FNCL POOL MA3211		09/01/2023	MBS PAYDOWN		66,480	66,480	69,672	66,716		(236)		(236)		66,480				1,755	12/01/2047	1.A
..31418D-3G-5	FNCL POOL MA4398		09/01/2023	MBS PAYDOWN		438,167	438,167	447,016	438,566		(399)		(399)		438,167				5,810	08/01/2051	1.A
..31418D-YX-4	FNCL POOL MA4325		09/01/2023	MBS PAYDOWN		102,270	102,270	102,119	102,264		7		7		102,270				1,360	05/01/2051	1.A
..31418D-Z6-2	FNCL POOL MA4364		09/01/2023	MBS PAYDOWN		424,253	424,253	431,992	424,721		(468)		(468)		424,253				5,677	06/01/2041	1.A
..353187-EW-3	FRANKLIN CNTY OH HOSP FAC VAR 11/01/2042		09/25/2023	JP MORGAN SECURITIES LLC		7,300,000	7,300,000	7,300,000			(135)		(135)		7,299,865		135	135	16,160	11/01/2042	1.D FE
..414009-RB-8	HARRIS CNTY TX CULTURAL E VAR 10/01/2041		09/25/2023	JP MORGAN SECURITIES LLC		5,300,000	5,300,000	5,300,000			(56)		(56)		5,299,944		56	56	11,587	10/01/2041	1.C FE
..431022-KG-6	HIGHLANDS CNTY FL HLTH FA VAR 11/15/2037		07/13/2023	PERSHING LLC		10,000,000	10,000,000	10,000,000			57		57		10,000,057		(57)	(57)	9,564	11/15/2037	1.C FE
..44244C-ZH-3	HOUSTON TX UTILITY SYS RE VAR 05/15/2034		09/25/2023	STATE STREET BANK & TRUST CO		5,000,000	5,000,000	5,000,000			(212)		(212)		4,999,788		212	212	11,947	05/15/2034	1.C FE
..544525-SD-1	LOS ANGELES CA DEPT OF WTR 5 07/01/2028		07/03/2023	SECURITY CALLED BY ISSUER		5,000,000	5,000,000	5,558,150	5,033,432		(34,231)		(34,231)		4,999,201		799	799	250,000	07/01/2028	1.B FE
..64577X-ED-4	NEW JERSEY ST ECON DEV A 5.25 11/01/2047		09/15/2023	MERRILL LYNCH PIERCE FENNER & SMITH INC		3,148,260	3,000,000	3,058,470	3,059,482		(3,362)		(3,362)		3,056,120		92,140	92,140	141,312	11/01/2047	2.A FE
..646136-XE-6	NEW JERSEY ST TRANSPRTN TRU 0 12/15/2027		08/31/2023	JEFFERIES LLC		17,039,600	20,000,000	11,258,200	15,994,227		487,938		487,938		16,482,165		557,435	557,435		12/15/2027	2.B FE
..64971X-KS-6	NEW YORK CITY NY TRANSIT VAR 11/01/2044		09/25/2023	BARCLAYS CAPITAL SECURITIES INC		700,000	700,000	700,000			(21)		(21)		699,979		21	21	1,564	11/01/2044	1.A FE
..64972F-ZJ-4	NEW YORK CITY NY MUNI WTR VAR 06/15/2044		09/25/2023	JP MORGAN SECURITIES LLC		2,400,000	2,400,000	2,400,000			37		37		2,400,037		(37)	(37)	10,152	06/15/2044	1.B FE
..64986U-EB-9	NEW YORK ST HSG FIN AGY R VAR 05/01/2044		09/25/2023	TD SECURITIES USA LLC		5,000,000	5,000,000	5,000,000			(65)		(65)		4,999,935		65	65	11,837	05/01/2044	1.D FE
..686543-UB-3	ORLANDO & ORANGE CNTY FL EX 5 07/01/2035		07/03/2023	SECURITY CALLED BY ISSUER		10,925,000	10,925,000	12,419,019	11,020,059		(97,961)		(97,961)		10,922,098		2,902	2,902	546,250	07/01/2035	1.F FE
..70868Y-AV-1	PENNSYLVANIA ST ECON DEV 5.75 06/30/2048		09/15/2023	MERRILL LYNCH PIERCE FENNER & SMITH INC		3,227,460	3,000,000	3,165,930	3,168,609		(9,585)		(9,585)		3,159,024		68,436	68,436	127,937	06/30/2048	2.C FE
..837151-T3-3	SOUTH CAROLINA ST PUBLIC 5.25 12/01/2038		09/15/2023	PERSHING LLC		3,357,610	3,100,000	3,235,191	3,236,163		(7,772)		(7,772)		3,228,391		129,219	129,219	137,433	12/01/2038	1.C FE
..89546R-TE-4	TRI-CNTY OR MET TRANSPR 2.583 09/01/2036		09/12/2023	JP MORGAN SECURITIES LLC		1,584,345	2,100,000	1,626,156	1,633,247		17,282		17,282		1,650,529		(66,184)	(66,184)	56,202	09/01/2036	1.A FE
..91412H-KE-2	UNIV OF CALIFORNIA CA R 3.071 05/15/2051		09/12/2023	WELLS FARGO SECURITIES LLC		3,288,400	5,000,000	3,496,800			4,582		4,582		3,501,382		(212,982)	(212,982)	50,757	05/15/2051	1.C FE

E05.4

STATEMENT AS OF SEPTEMBER 30, 2023 OF THE FARMERS INSURANCE EXCHANGE

SCHEDULE D - PART 4

Show All Long-Term Bonds and Stock Sold, Redeemed or Otherwise Disposed of During the Current Quarter

1	2	3	4	5	6	7	8	9	10	Change In Book/Adjusted Carrying Value					16	17	18	19	20	21	22
										11	12	13	14	15							
CUSIP Identification	Description	Foreign	Disposal Date	Name of Purchaser	Number of Shares of Stock	Consideration	Par Value	Actual Cost	Prior Year Book/ Adjusted Carrying Value	Unrealized Valuation Increase/ (Decrease)	Current Year's (Amortization)/ Accretion	Current Year's Other Than Temporary Impairment Recognized	Total Change in Book/ Adjusted Carrying Value (11 + 12 - 13)	Total Foreign Exchange Change in Book /Adjusted Carrying Value	Book/ Adjusted Carrying Value at Disposal Date	Foreign Exchange Gain (Loss) on Disposal	Realized Gain (Loss) on Disposal	Total Gain (Loss) on Disposal	Bond Interest/ Stock Dividends Received During Year	Stated Contractual Maturity Date	NAIC Designation, NAIC Designation Modifier and SVO Administrative Symbol
..97710B-DK-5	WISCONSIN ST HLTH & EDUC VAR 12/01/2033		09/25/2023	TD SECURITIES USA LLC		2,500,000	2,500,000	2,500,000					(15)		2,499,985			15	5,500	12/01/2033	1.A FE
0909999999 Subtotal - Bonds - U.S. Special Revenues						118,818,436	122,677,196	115,844,565	62,486,163		291,540		291,540		118,301,917		516,520	516,520	1,981,755	XXX	XXX
..03066R-AC-9	AMCAR 2021-2 A3 0.34 12/18/2026 ABS		09/18/2023	MBS PAYDOWN		687,381	687,381	687,268	687,364				17		687,381				1,551	12/18/2026	1.A FE
..031162-DP-2	AMGEN INC 5.15 03/02/2028		09/07/2023	Citigroup Global Markets Inc.		1,902,758	1,920,000	1,916,659					4,484		1,921,143		(18,385)	(18,385)	51,912	03/02/2028	2.A FE
..036752-AW-3	ELEVANCE HEALTH INC 5.5 10/15/2032		09/07/2023	CORP		5,747,056	5,720,000	5,684,765	5,690,704				2,324		5,693,028		54,028	54,028	268,284	10/15/2032	2.B FE
..037680-AB-1	AEPIV 2013-1 A2 3.7722 08/01/2031 ABS		08/01/2023	MBS PAYDOWN		270,418	270,418	262,929					543		270,418				5,100	08/01/2031	1.A FE
..04472*-AK-7	Ashley Furniture Industries Inc. 3.57 10/17/34 Private		07/17/2023	SINKING FUND REDEMPTION		137,779	137,779	137,779	137,791				(12)		137,779				3,689	10/17/2034	2.B
..04965C-AJ-7	ATRM 12A AR FLT 04/22/2027 LL	D	07/24/2023	MBS PAYDOWN		12,990	12,990	12,915	12,978				12		12,990				555	04/22/2027	1.A FE
..06051G-HL-6	BANK OF AMERICA CORP VAR 07/23/2024		07/24/2023	SECURITY CALLED BY ISSUER		4,500,000	4,500,000	4,500,000	4,499,295				344		4,499,640		360	360	173,880	07/23/2024	1.G FE
..06406R-AJ-6	BANK OF NY MELLON CORP 3.45 08/11/2023		08/11/2023	MATURITY		3,382,000	3,382,000	3,381,391	3,381,795				205		3,382,000				116,679	08/11/2023	1.F FE
..08162Q-AG-4	BMARK 2020-1G3 AS 2.6395 09/15/2048 CMBS		09/01/2023	MBS PAYDOWN		217,533	217,533	224,059	218,647				(1,114)		217,533				3,829	09/15/2048	1.A
..097023-CZ-6	BOEING CO 1.95 02/01/2024		09/26/2023	BARCLAYS CAPITAL SECURITIES INC.		2,479,966	2,515,000	2,511,580	2,513,810				831		2,514,640		(34,674)	(34,674)	56,808	02/01/2024	2.C FE
..105690-AA-9	BRAVO 2021-N 1.699 04/25/2060 WHOLE LOAN		09/01/2023	MBS PAYDOWN		98,307	98,307	98,307	98,308				(1)		98,307				1,085	04/25/2060	1.A
..12529U-AF-7	CFMT 2021-AL1 B 1.39 09/22/2031 ABS		09/20/2023	MBS PAYDOWN		123,222	123,222	123,151	123,203				19		123,222				1,139	09/22/2031	1.D FE
..12530M-AB-1	SORT 2020-1 A2 1.99 07/15/2060 ABS		09/15/2023	MBS PAYDOWN		3,753	3,753	3,752	3,753						3,753				50	07/15/2060	1.D FE
..12531Y-AP-3	CFPRE 2016-C4 AHR 3.121 05/10/2058 CMBS		09/01/2023	MBS PAYDOWN		20,107	20,107	19,937	20,093				14		20,107				417	05/10/2058	1.A
..12541W-A*-1	CH Robinson Worldwide, Inc 3.97 08/27/23 Private		08/28/2023	MATURITY		21,000,000	21,000,000	21,000,000	20,997,240				2,760		21,000,000				836,016	08/27/2023	2.B
..12593Y-BC-6	COMM 2016-CR28 ASB 3.525 02/10/2049 CMBS		09/01/2023	MBS PAYDOWN		166,747	166,747	169,108	167,159				(2,361)		166,747				3,908	02/10/2049	1.A
..12631D-BA-0	COMM 2014-CR17 A4 3.7 05/10/2047 CMBS		09/01/2023	MBS PAYDOWN		178,398	178,398	187,507	179,197				(798)		178,398				4,951	05/10/2047	1.A
..141312-AA-6	CPBN 2017-1A A1 FLT 01/20/2031 LL	D	07/20/2023	MBS PAYDOWN		79,642	79,642	79,642	79,605				37		79,642				3,566	01/20/2031	1.A FE
..141781-BL-7	CARGILL INC 1.375 07/23/2023		07/24/2023	MATURITY		1,045,000	1,045,000	1,043,913	1,044,752				248		1,045,000				14,369	07/23/2023	1.F FE
..15089Q-AH-6	CELANESE US HOLDINGS LL 6.165 07/15/2027		09/07/2023	Citigroup Global Markets Inc.		1,847,724	1,860,000	1,860,000	1,861,632				(20)		1,861,612		(13,888)	(13,888)	132,825	07/15/2027	2.C FE
..17290X-AU-4	CGCMT 2016-GC37 AA 3.098 04/10/2049 CMBS		09/01/2023	MBS PAYDOWN		63,762	63,762	65,660	63,977				(215)		63,762				1,313	04/10/2049	1.A
..17324K-AQ-1	CGCMT 2015-GC35 AA 3.608 11/10/2048 CMBS		09/01/2023	MBS PAYDOWN		33,835	33,835	34,849	33,902				(66)		33,835				757	11/10/2048	1.A
..17326C-AY-0	CGCMT 2017-B1 A3 3.197 08/15/2050 CMBS		09/01/2023	MBS PAYDOWN		5,318	5,318	5,228	5,313				5		5,318				99	08/15/2050	1.A
..21246H-AR-7	Convenience Store Investments 3.89 05/24/33 Private		08/24/2023	SINKING FUND REDEMPTION		84,668	84,668	84,668	84,675				(7)		84,668				2,343	05/24/2033	2.C PL
..22540V-G7-1	CSFB 2002-9 1A 7.5 03/25/2032 WHOLE LOAN		09/01/2023	MBS PAYDOWN		7,073	7,073	7,074	6,503	657		892	(241)		6,262		811	811	355	03/25/2032	1.A FM
..233851-DS-0	MERCEDES-BENZ FIN NA 3.65 02/22/2024		09/26/2023	TD SECURITIES USA LLC		6,840,660	6,900,000	6,883,440	6,895,531				3,024		6,898,555		(57,895)	(57,895)	277,035	02/22/2024	1.F FE
..24422E-UX-5	JOHN DEERE CAPITAL CORP 2.6 03/07/2024		09/26/2023	JP MORGAN SECURITIES LLC		1,233,775	1,250,000	1,247,863	1,249,392				411		1,249,802		(16,027)	(16,027)	34,396	03/07/2024	1.F FE
..26245M-AC-5	DRSLF 2018-55A A1 FLT 04/15/2031 LL	D	07/17/2023	MBS PAYDOWN		12,974	12,974	12,974	12,972				2		12,974				565	04/15/2031	1.A FE
..36168H-AA-2	GCAT 2021-NQ 1.093 08/25/2066 WHOLE LOAN		09/01/2023	MBS PAYDOWN		104,622	104,622	104,622	104,622						104,622				726	08/25/2066	1.A
..36248G-AD-2	GSMS 2013-GC16 A4 4.271 11/10/2046 CMBS		08/01/2023	MBS PAYDOWN		1,130,204	1,130,204	1,232,077	1,142,141				(11,937)		1,130,204				30,486	11/10/2046	1.A
..36264P-AF-6	GSMS 2021-PJ4 2.5 09/25/2051 WHOLE LOAN		09/01/2023	MBS PAYDOWN		37,880	37,880	38,962	37,949				(70)		37,880				613	09/25/2051	1.A
..36319Q-BN-1	GALXY 2015-19A A1RR FLT 07/24/2030 LL	D	07/24/2023	MBS PAYDOWN		74,601	74,601	74,597	74,601				4		74,601				3,254	07/24/2030	1.A FE
..38136M-AU-2	GLM 2017-2A AR FLT 11/20/2030 LL	D	07/20/2023	MBS PAYDOWN		471,484	471,484	471,484	471,358				126		471,484				20,290	11/20/2030	1.A FE
..39265*-AL-2	Green Bay Packaging Inc. 4.10 08/28/2033 Private		08/15/2023	SINKING FUND REDEMPTION		768,727	768,727	768,727	768,456				271		768,727				15,758	08/28/2033	2.A
..444859-BV-3	HUMANA INC 5.875 03/01/2033		09/26/2023	BARCLAYS CAPITAL SECURITIES INC.		821,542	820,000	815,966	817,773				184		817,958		3,584	3,584	40,949	03/01/2033	2.B FE

E05.5

STATEMENT AS OF SEPTEMBER 30, 2023 OF THE FARMERS INSURANCE EXCHANGE

SCHEDULE D - PART 4

Show All Long-Term Bonds and Stock Sold, Redeemed or Otherwise Disposed of During the Current Quarter

1	2	3	4	5	6	7	8	9	10	Change In Book/Adjusted Carrying Value					16	17	18	19	20	21	22
										11	12	13	14	15							
CUSIP Identification	Description	Foreign	Disposal Date	Name of Purchaser	Number of Shares of Stock	Consideration	Par Value	Actual Cost	Prior Year Book/Adjusted Carrying Value	Unrealized Valuation Increase/(Decrease)	Current Year's (Amortization)/Accretion	Current Year's Other Than Temporary Impairment Recognized	Total Change in Book/Adjusted Carrying Value (11 + 12 - 13)	Total Foreign Exchange Change in Book /Adjusted Carrying Value	Book/Adjusted Carrying Value at Disposal Date	Foreign Exchange Gain (Loss) on Disposal	Realized Gain (Loss) on Disposal	Total Gain (Loss) on Disposal	Bond Interest/Stock Dividends Received During Year	Stated Contractual Maturity Date	NAIC Designation, NAIC Designation Modifier and SVO Administrative Symbol
..44891A-BM-8	HYUNDAI CAPITAL AMERICA 1.25 09/18/2023 IMPACT COMMUNITY VAR 10/25/2056 PRIVATE RMBS		09/18/2023	MATURITY		2,675,000	2,675,000	2,672,486	2,674,353				647		2,675,000				33,438	09/18/2023	2.A FE
..45256#-AB-8			09/30/2023	MBS PAYDOWN		142,296	142,296	142,296	97,975		(296)		(296)		142,296				4,790	08/28/2039	1.G FE
..45257H-AA-5	IFUND 2010-1 A1 5.314 01/25/2051 CMBS		09/01/2023	MBS PAYDOWN		836,232	836,232	836,194	836,351		(119)		(119)		836,232				29,054	01/25/2051	1.A
..46590R-AD-1	JPMCC 2016-JP3 A4 2.6265 08/15/2049 CMBS		09/01/2023	MBS PAYDOWN		224,299	224,299	209,247	222,727		1,572		1,572		224,299				4,418	08/15/2049	1.A
..46591T-BB-9	JPMT 2020-2 A FLT 07/25/2050 WHOLE LOAN		09/25/2023	MBS PAYDOWN		9,198	9,198	9,198	9,198						9,198				352	07/25/2050	1.A
..46642C-BH-2	JPMCC 2014-C20 A4 3.5382 07/15/2047 CMBS		08/01/2023	MBS PAYDOWN		54,795	54,795	57,732	55,508		(713)		(713)		54,795				1,292	07/15/2047	1.A
..46643T-BB-7	JPMBB 2014-C26 AS 3.2884 01/15/2048 CMBS		09/01/2023	MBS PAYDOWN		9,478	9,478	9,962	9,618		(140)		(140)		9,478				207	01/15/2048	1.A
..46644U-AZ-1	JPMBB 2015-C30 A4 3.5508 07/15/2048 CMBS		07/01/2023	MBS PAYDOWN		18,944	18,944	19,134	18,960		(16)		(16)		18,944				401	07/15/2048	1.A
..46645L-AZ-0	JPMBB 2016-C1 ASB 3.3158 03/17/2049 CMBS		09/01/2023	MBS PAYDOWN SINKING FUND REDEMPTION		59,001	59,001	60,771	59,148		(146)		(146)		59,001				1,289	03/17/2049	1.A
..478045-AA-5	JOHN SEVIER COMB CYCLE 4.626 01/15/2042 Kemin Industries, Inc. 4.64 09/07/2034		07/15/2023	SINKING FUND REDEMPTION		39,022	39,022	39,022	39,017		6		6		39,022				903	01/15/2042	1.C FE
..48837@-AD-8	Private Kite Realty Group, L.P. 4.23 09/10/2023		09/07/2023	SINKING FUND REDEMPTION		132,016	132,016	132,016	132,014		2		2		132,016				4,594	09/07/2034	2.C
..49803#-AA-0	Private		09/11/2023	MATURITY		6,300,000	6,300,000	6,300,000	6,298,437		1,563		1,563		6,300,000				266,490	09/10/2023	2.C
..5006EP-AJ-0	KOREA EAST-WEST POWER C 3.875 07/19/2023 LIVING SPACES FURNITURE LLC 4.04 11/24/2031	D	07/19/2023	MATURITY SINKING FUND REDEMPTION		2,439,000	2,439,000	2,426,951	2,437,731		1,269		1,269		2,439,000				94,511	07/19/2023	1.C FE
..53839@-AB-0	Private		07/01/2023	SINKING FUND REDEMPTION		68,775	68,775	68,775	68,775						68,775				2,084	11/24/2031	1.E PL
..571748-BR-2	MARSH & MCLENNAN COS INC 5.75 11/01/2032		09/26/2023	WELLS FARGO SECURITIES LLC		1,836,435	1,820,000	1,807,169	1,808,580		964		964		1,809,543		26,891	26,891	95,348	11/01/2032	1.G FE
..576434-V7-6	MALT 2005-6 1A 5.5 12/25/2035 WHOLE LOAN		09/01/2023	MBS PAYDOWN WELLS FARGO SECURITIES LLC		17,298	17,365	17,365	12,824		547		(547)		12,277		5,021	5,021	656	12/25/2035	1.A FM
..610202-BN-2	MONONGAHELA POWER CO 4.1 04/15/2024		09/26/2023	WELLS FARGO SECURITIES LLC		5,653,471	5,710,000	5,703,491	5,708,111		1,245		1,245		5,709,356		(55,885)	(55,885)	223,055	04/15/2024	1.G FE
..61691A-BJ-1	MSC 2015-UBS8 ASB 3.626 12/15/2048 CMBS		09/01/2023	MBS PAYDOWN		51,271	51,271	52,808	51,396		(126)		(126)		51,271				1,236	12/15/2048	1.A
..61765D-AT-5	MSC 2015-MS1 A3 3.51 05/15/2048 CMBS		09/01/2023	MBS PAYDOWN		9,687	9,687	9,783	9,694		(8)		(8)		9,687				255	05/15/2048	1.A
..61766N-BA-2	MSBAM 2016-C30 A4 2.6 09/15/2049 CMBS		07/01/2023	MBS PAYDOWN		30,493	30,493	27,925	30,313		180		180		30,493				462	09/15/2049	1.A
..61945V-AA-9	MSA1C 2023-1A A 5.32 06/20/2053 ABS		09/20/2023	MBS PAYDOWN		105,513	105,513	105,202			121		121		105,513				2,817	06/20/2053	1.D FE
..64352V-EF-4	NCHET 2003-5 A17 4.832566 11/25/2033 ABS		09/01/2023	MBS PAYDOWN		259	259	259	259						259				8	11/25/2033	1.A
..706874-AB-0	PNFED 2022-A A2 3.83 12/16/2024 ABS		09/15/2023	MBS PAYDOWN SINKING FUND REDEMPTION		513,616	513,616	510,687	511,399		2,217		2,217		513,616				13,075	12/16/2024	1.A FE
..74941@-AA-3	RDO Equipment Co. 3.81 09/18/25 Private		09/18/2023	SINKING FUND REDEMPTION		883,750	883,750	883,750	853,131	30,678	(58)		30,620		883,750				25,253	09/18/2025	2.C
..74979U-AA-3	RS 2018 Private, LLC 06/20/2026 PRIVATE		09/20/2023	SINKING FUND REDEMPTION		131,250	131,250	131,250	131,251		(1)		(1)		131,250				5,324	06/20/2026	1.G PL
..81748W-AK-2	SEMT 2021-4 A1 2.5 06/25/2051 WHOLE LOAN		09/01/2023	MBS PAYDOWN JP MORGAN SECURITIES LLC		123,028	123,028	126,462	123,275		(246)		(246)		123,028				2,017	06/25/2051	1.A
..822582-CC-4	SHELL INTERNATIONAL FIN 2 11/07/2024	D	09/26/2023	SECURITY CALLED BY ISSUER		3,848,080	4,000,000	3,988,640	3,995,653		1,840		1,840		3,997,492		(149,412)	(149,412)	71,333	11/07/2024	1.D FE
..84611#-AE-1	Sovran Self Storage 4.53 04/08/24 Private Stepan Company, Incorporated 3.95 07/10/2027		07/20/2023	SINKING FUND REDEMPTION		6,758,500	6,758,500	6,758,500	6,758,786		(782)		(782)		6,758,005		495	495	239,984	04/08/2024	2.B
..858586-J#-2	Private		07/10/2023	SINKING FUND REDEMPTION JP MORGAN SECURITIES LLC		1,000,000	1,000,000	1,000,000	1,000,079		(79)		(79)		1,000,000				39,500	07/10/2027	2.C PL
..91324P-ER-9	UNITEDHEALTH GROUP INC 5.35 02/15/2033		09/05/2023	SINKING FUND REDEMPTION		3,035,640	3,000,000	2,988,990	2,989,754		821		821		2,990,574		45,066	45,066	137,762	02/15/2033	1.F FE
..92538E-AA-5	VERUS 2021-R3 1.02 04/25/2064 WHOLE LOAN		09/01/2023	MBS PAYDOWN		31,263	31,263	31,263	31,263						31,263				205	04/25/2064	1.A FE
..928668-AR-3	VOLKSWAGEN GROUP AMERICA 4.25 11/13/2023		09/07/2023	MERRILL LYNCH PIERCE FENNER & SMITH INC		6,937,310	6,960,000	7,336,795	7,049,830		(70,769)		(70,769)		6,979,061		(41,751)	(41,751)	244,857	11/13/2023	2.A FE
..92890K-AZ-8	WFRBS 2014-C22 A4 3.488 09/15/2057 CMBS		08/01/2023	MBS PAYDOWN		69,947	69,947	73,306	70,512		(564)		(564)		69,947				1,626	09/15/2057	1.A
..92939H-AZ-8	WFRBS 2014-C23 ASB 3.636 10/15/2057 CMBS		09/01/2023	MBS PAYDOWN		15,457	15,457	15,981	15,613		(155)		(155)		15,457				374	10/15/2057	1.A
..95000L-BA-0	WFCM 2016-C33 ASB 3.185 03/15/2059 CMBS		09/01/2023	MBS PAYDOWN		52,761	52,761	54,343	52,894		(134)		(134)		52,761				1,117	03/15/2059	1.A

E056

STATEMENT AS OF SEPTEMBER 30, 2023 OF THE FARMERS INSURANCE EXCHANGE

SCHEDULE D - PART 4

Show All Long-Term Bonds and Stock Sold, Redeemed or Otherwise Disposed of During the Current Quarter

1	2	3	4	5	6	7	8	9	10	Change In Book/Adjusted Carrying Value					16	17	18	19	20	21	22
										11	12	13	14	15							
CUSIP Identification	Description	Foreign	Disposal Date	Name of Purchaser	Number of Shares of Stock	Consideration	Par Value	Actual Cost	Prior Year Book/Adjusted Carrying Value	Unrealized Valuation Increase/(Decrease)	Current Year's (Amortization)/Accretion	Current Year's Other Than Temporary Impairment Recognized	Total Change in Book/Adjusted Carrying Value (11 + 12 - 13)	Total Foreign Exchange Change in Book /Adjusted Carrying Value	Book/Adjusted Carrying Value at Disposal Date	Foreign Exchange Gain (Loss) on Disposal	Realized Gain (Loss) on Disposal	Total Gain (Loss) on Disposal	Bond Interest/Stock Dividends Received During Year	Stated Contractual Maturity Date	NAIC Designation, NAIC Designation Modifier and SVO Administrative Symbol
..95001A-BA-3	WFCM 2017-C41 A2 2.59 11/15/2050 CMBS		07/01/2023	MBS PAYDOWN		907	907	899	907						907				14	11/15/2050	1.A
..95002T-AC-8	WFMS 2020-3 A3 3 06/25/2050 WHOLE LOAN		09/01/2023	MBS PAYDOWN		17,118	17,118	17,516	17,131		(13)		(13)		17,118				345	06/25/2050	1.A
..96221T-AD-9	WFRBS 2014-LC14 A4 3.766 03/15/2047 CMBS		09/01/2023	MBS PAYDOWN		661,294	661,294	697,562	665,774		(4,480)		(4,480)		661,294				17,811	03/15/2047	1.A
..96950F-AL-8	WILLIAMS COMPANIES INC 4.5 11/15/2023		09/05/2023	RBC CAPITAL MARKETS LLC		7,976,960	8,000,000	7,951,680	7,994,091		4,404		4,404		7,998,495		(21,535)	(21,535)	292,000	11/15/2023	2.B FE
1109999999. Subtotal - Bonds - Industrial and Miscellaneous (Unaffiliated)						108,361,270	108,674,961	109,037,318	106,330,768	31,335	(62,736)	1,439	(32,840)		108,634,465		(273,196)	(273,196)	3,969,810	XXX	XXX
..00109X-AC-1	ADB Companies LLC 1st Lien TL due 2025		09/30/2023	SINKING FUND REDEMPTION		17,593	17,592	17,592	17,241	350	2		352		17,592				1,605	12/18/2025	4.C
..00109X-AD-9	ADB Companies LLC Delayed Draw TL due 2025		09/30/2023	SINKING FUND REDEMPTION		3,675	3,675	3,675	3,601	73	1		74		3,675				325	12/18/2025	4.C
..00221*-AB-9	ASC Communications, LLC FLT 07/15/2027 TL		09/30/2023	SINKING FUND REDEMPTION		41,709	41,709	41,037	41,595	16	98		114		41,709				2,457	07/15/2027	4.C
..00453@-AB-6	Accurus Aerospace Corporation FLT 03/31/2028 Term Loan		09/30/2023	SINKING FUND REDEMPTION		6,472	6,472	6,375	6,447	18	7		25		6,472				535	03/31/2028	5.A
..00801#-AA-5	Adviser Investments LLC FLT 08/31/2028 TL		09/29/2023	SINKING FUND REDEMPTION		1,309	1,309	1,283	1,305	1	3		4		1,309				94	05/19/2028	4.B PL
..00801#-AB-3	Adviser Investments FLT 05/19/2028 DDTL		09/30/2023	SINKING FUND REDEMPTION		541	541	541							541				22	05/19/2028	4.B PL
..02124*-AA-5	Aero Accessories FLT 11/01/2029 TL		09/30/2023	SINKING FUND REDEMPTION		3,804	3,804	3,709	3,795	1	7		8		3,804				299	11/01/2029	4.C Z
..04250*-AC-9	Armstrong Transport Group LLC FLT 06/18/2024 TL		09/29/2023	SINKING FUND REDEMPTION		3,524	3,524	3,445	3,441	9	75		84		3,524				284	06/18/2024	4.C
..23808*-AA-4	DataOnline Intermed Holdings 1st Lien TL due 2025		09/30/2023	SINKING FUND REDEMPTION		7,500	7,500	7,500	7,353	146			146		7,500				622	11/13/2025	3.B FE
..34962B-AB-6	Fortis Payments, LLC FLT 10/31/2024 DDTL		09/30/2023	SINKING FUND REDEMPTION		1,609	1,609	1,609							1,609				81	10/31/2024	4.C Z
..34962B-AD-2	Fortis Payments, LLC FLT 02/13/2026 TL		09/30/2023	SINKING FUND REDEMPTION		3,544	3,544	3,455	3,515	3	26		29		3,544				334	05/31/2026	4.C Z
..36152#-AA-4	Applied Aerospace Structures Corp. FLT 11/22/2028 TL		09/30/2023	SINKING FUND REDEMPTION		4,718	4,718	4,576	4,700	5	13		18		4,718				408	11/22/2028	4.C Z
..40490@-AA-9	HTI Technology & Industries Inc FLT 07/27/2025 TL		09/30/2023	SINKING FUND REDEMPTION		1,647	1,647	1,623	1,641		6		6		1,647				217	07/27/2025	5.A
..40490@-AB-7	HTI Technology & Industries Inc FLT 07/27/2025 DDTL A		09/30/2023	SINKING FUND REDEMPTION		353	353	348	352		1		1		353				41	07/27/2025	5.A
..40490@-AE-1	HTI Technology & Industries Inc FLT 07/27/2025 ITL		09/30/2023	SINKING FUND REDEMPTION		680	680	659			6		6		680				45	07/27/2025	5.A
..40490@-AF-8	HTI Technology & Industries Inc FLT 07/27/2025 DDTL-C		09/30/2023	SINKING FUND REDEMPTION		1,076	1,076	1,060			8		8		1,076				103	07/27/2025	5.A
..41804@-AA-8	TEAM CAR CARE 1st Lien TL due 06/28/2024		09/30/2023	SINKING FUND REDEMPTION		246,624	246,624	246,624	244,648	2,651	(674)		1,977		246,624				20,418	06/28/2024	3.A FE
..432267-RR-5	LIFESTYLE SOLUTIONS INC 1st Lien TL due 2026		09/30/2023	SINKING FUND REDEMPTION		13,011	13,011	13,011	12,858		152		152		13,011				1,422	01/29/2026	2.C FE
..45054@-AA-6	ITI INTERMODAL FLT 12/20/2027 TERM LOAN		09/30/2023	SINKING FUND REDEMPTION		1,942	1,942	1,903	1,938		4		4		1,942				158	12/20/2027	2.C PL
..45054@-AA-6	ITI Intermodal AddOn, FLT 12/21/2027 TL		09/30/2023	SINKING FUND REDEMPTION		2,871	2,871	2,785			7		7		2,871				169	12/21/2027	2.C PL
..45054@-AB-4	ITI Intermodal, FLT 12/21/2027 DDTL		09/30/2023	SINKING FUND REDEMPTION		277	277	275							277				16	12/21/2027	2.C PL

E05.7

STATEMENT AS OF SEPTEMBER 30, 2023 OF THE FARMERS INSURANCE EXCHANGE

SCHEDULE D - PART 4

Show All Long-Term Bonds and Stock Sold, Redeemed or Otherwise Disposed of During the Current Quarter

1	2	3	4	5	6	7	8	9	10	Change In Book/Adjusted Carrying Value					16	17	18	19	20	21	22
										11	12	13	14	15							
CUSIP Identification	Description	Foreign	Disposal Date	Name of Purchaser	Number of Shares of Stock	Consideration	Par Value	Actual Cost	Prior Year Book/Adjusted Carrying Value	Unrealized Valuation Increase/(Decrease)	Current Year's (Amortization)/Accretion	Current Year's Other Than Temporary Impairment Recognized	Total Change in Book/Adjusted Carrying Value (11 + 12 - 13)	Total Foreign Exchange Change in Book /Adjusted Carrying Value	Book/Adjusted Carrying Value at Disposal Date	Foreign Exchange Gain (Loss) on Disposal	Realized Gain (Loss) on Disposal	Total Gain (Loss) on Disposal	Bond Interest/Stock Dividends Received During Year	Stated Contractual Maturity Date	NAIC Designation, NAIC Designation Modifier and SVO Administrative Symbol
..45054@-AC-2	ITI Intermodal FLT 12/20/2027 Revolver		07/10/2023	SINKING FUND REDEMPTION		5,906	5,906	5,906	4,853		(26)		(26)		5,906				4,610	12/20/2027	2.C PL
..50050@-AB-8	RedSail Technologies LLC FLT 12/11/2027 ITL		09/30/2023	SINKING FUND REDEMPTION		1,341	1,341	1,314	1,338		3		3		1,341				98	12/11/2027	5.B GI
..57233#-AB-1	Marshall Excelsior Co FLT 02/18/2028 TERM LOAN		09/30/2023	SINKING FUND REDEMPTION		1,298	1,298	1,302	1,277	22	(1)		21		1,298				130	02/18/2028	4.C
..57233#-AC-9	Marshall Excelsior Co FLT 02/18/2028 REVOLVER		08/28/2023	SINKING FUND REDEMPTION		8,200	8,200	8,183	5,058	65	9		74		8,200				486	02/18/2028	4.C
..62901@-AA-6	NATIONAL AUTO CARE FLT 09/28/2024 UNITRANCHE TERM LOAN		09/30/2023	SINKING FUND REDEMPTION		1,388	1,388	1,370	1,374		14		14		1,388				99	09/28/2024	4.C
..62907@-AA-0	NEFCO FLT 08/05/2028 TL		09/30/2023	SINKING FUND REDEMPTION		1,563	1,563	1,532	1,558	2	3		5		1,563				137	08/05/2028	5.B GI
..62907@-AB-8	Nefco FLT 08/05/2028 DDTL A		09/30/2023	SINKING FUND REDEMPTION		238	238	238	17						238				12	08/05/2028	5.B GI
..62907@-AC-6	Nefco FLT 08/05/2028 DDTL B		09/30/2023	SINKING FUND REDEMPTION		7	7	7							7				2	08/05/2028	4.C Z
..62907@-AD-4	Nefco FLT 08/05/2028 DDTL C		09/30/2023	SINKING FUND REDEMPTION		284	284	284	279	6			6		284				24	08/05/2028	5.B GI
..62907@-AE-2	Nefco FLT 08/05/2028 REVOLVER		09/15/2023	SINKING FUND REDEMPTION		35,370	35,370	35,370			(11)		(11)		35,370				1,370	08/05/2028	4.C Z
..62914D-AB-2	NGS US FINCO LLC First Lien Term Loan due 2025		09/30/2023	SINKING FUND REDEMPTION		7,106	7,106	7,106	7,095	12	(1)		11		7,106				491	10/01/2025	3.B PL
..64118A-A*-3	NetNumber FLT 06/01/2028 TL		09/30/2023	SINKING FUND REDEMPTION		2,980	2,980	2,921	13,962		(10,981)		(10,981)		2,980				330	07/01/2028	4.B
..66707R-AC-1	NorthStar Group Services, Inc. Term Loan due 2026		09/30/2023	SINKING FUND REDEMPTION		18,750	18,750	18,750	18,413	339	(2)		337		18,750				1,496	11/12/2026	4.B FE
..67116#-AA-4	CASH FLOW MANAGEMENT FLT 12/28/2027 TERM LOAN		09/30/2023	SINKING FUND REDEMPTION		6,595	6,595	6,463	6,581		14		14		6,595				535	12/28/2027	5.A
..67116#-AC-0	Cash Flow Management (OSP Hamilton Purchaser, LLC) FLT 12/28		09/30/2023	SINKING FUND REDEMPTION		399	399	387	397		1		1		399				34	12/28/2027	5.A
..69345Y-AB-0	P.F. Chang's China Bistro Inc. Term Loan due 2026		09/30/2023	SINKING FUND REDEMPTION		4,988	4,988	4,944	4,297	687	4		691		4,988				426	02/15/2026	5.A FE
..69451*-AA-7	Whitcraft LLC FLT 02/15/2029 TL		09/30/2023	SINKING FUND REDEMPTION		4,558	4,558	4,376			12		12		4,558				485	02/15/2029	4.C Z
..69451*-AB-5	Whitcraft LLC FLT 02/15/2029 Revolver		08/11/2023	SINKING FUND REDEMPTION		18,084	18,084	18,084							18,084					02/15/2029	4.C Z
..73103@-AA-9	VSC POLARA LLC FLT 12/03/2027 1L TERM LOAN		09/30/2023	SINKING FUND REDEMPTION		2,180	2,180	2,137	2,175		5		5		2,180				161	12/03/2027	5.A
..73103@-AC-5	VSC Polara LLC FLT 12/03/2027 Incremental TL		09/30/2023	SINKING FUND REDEMPTION		1,952	1,952	1,913	1,948		4		4		1,952				144	12/03/2027	5.A
..73103@-AD-3	VSC Polara LLC FLT 12/03/2027 TL B		09/30/2023	SINKING FUND REDEMPTION		2,144	2,144	2,102	2,140		5		5		2,144				158	12/03/2027	5.A
..74923@-AB-3	RoadOne IntermodalLogistics FLT 12/30/2028 TL		09/30/2023	SINKING FUND REDEMPTION		3,660	3,660	3,538	3,648		11		11		3,660				203	12/30/2028	4.C
..75001*-AA-9	RTIC SUBSIDIARY HOLDINGS LLC 1st Lien TL due 2025		09/30/2023	SINKING FUND REDEMPTION		37,247	37,247	37,247	36,274	909	64		973		37,247				3,643	09/09/2025	3.A PL
..75279*-AA-4	Randy's Worldwide (RWA Holding Company) FLT 11/01/2028 TL		09/30/2023	SINKING FUND REDEMPTION		3,723	3,723	3,611	3,711	2	10		12		3,723				366	10/31/2028	3.B PL

E05.8

STATEMENT AS OF SEPTEMBER 30, 2023 OF THE FARMERS INSURANCE EXCHANGE

SCHEDULE D - PART 4

Show All Long-Term Bonds and Stock Sold, Redeemed or Otherwise Disposed of During the Current Quarter

1	2	3	4	5	6	7	8	9	10	Change In Book/Adjusted Carrying Value					16	17	18	19	20	21	22
										11	12	13	14	15							
CUSIP Identification	Description	Foreign	Disposal Date	Name of Purchaser	Number of Shares of Stock	Consideration	Par Value	Actual Cost	Prior Year Book/Adjusted Carrying Value	Unrealized Valuation Increase/(Decrease)	Current Year's (Amortization)/Accretion	Current Year's Other Than Temporary Impairment Recognized	Total Change in Book/Adjusted Carrying Value (11 + 12 - 13)	Total Foreign Exchange Change in Book /Adjusted Carrying Value	Book/Adjusted Carrying Value at Disposal Date	Foreign Exchange Gain (Loss) on Disposal	Realized Gain (Loss) on Disposal	Total Gain (Loss) on Disposal	Bond Interest/Stock Dividends Received During Year	Stated Contractual Maturity Date	NAIC Designation, NAIC Designation Modifier and SVO Administrative Symbol
..78029#-AA-7	ROYAL HOLDCO CO (RMA) FLT 12/30/2026 Revolver		09/26/2023	MATURITY		74,009	74,009	74,009							74,009				1,362	12/30/2026	2.B PL
..78029#-AB-5	RMA Companies FLT 01/25/2028 TERM LOAN		09/30/2023	SINKING FUND REDEMPTION		6,668	6,668	6,668	5,139						6,668				716	01/25/2028	2.B PL
..79423#-AC-1	RoadOne IntermodalLogistics FLT 12/30/2028 DDTL		09/30/2023	SINKING FUND REDEMPTION		285	285	285							285				18	12/30/2028	4.C Z
..80586#-AA-8	SCALED AGILE INC FLT 12/15/2028 DDTL		09/30/2023	SINKING FUND REDEMPTION		255	255	252							255				12	12/15/2028	2.B PL
..80586#-AB-6	SCALED AGILE INC FLT 12/15/2027 UNITRANCHE TERM LOAN		09/30/2023	SINKING FUND REDEMPTION		5,244	5,244	5,139	5,235		9		9		5,244				532	12/15/2027	2.B PL
..83425#-AA-1	Litmos - Solo Topco, LP FLT 12/01/2029 TL		09/30/2023	SINKING FUND REDEMPTION		6,782	6,782	6,646	6,737	34	10		44		6,782				576	12/01/2029	4.C Z
..84724#-AA-3	Sparus Holdings, LLC FLT 03/19/2027 TL		09/30/2023	SINKING FUND REDEMPTION		3,832	3,832	3,746	3,818	2	12		14		3,832				303	03/19/2027	4.C
..84724#-AB-1	Sparus Holdings, LLC FLT 03/19/2027 DDTL		09/30/2023	SINKING FUND REDEMPTION		608	608	594			2		2		608				52	03/19/2027	4.C
..86822#-AA-1	EFI Productivity Software FLT 12/30/2027 TERM LOAN		09/30/2023	SINKING FUND REDEMPTION		6,952	6,952	6,813	6,938		14		14		6,952				595	12/30/2027	5.A
..87338#-AA-8	Technosylva - TSYL TA FLT 12/19/2028 Tranche A TL		09/30/2023	SINKING FUND REDEMPTION		1,345	1,345	1,318	1,342		2		2		1,345				99	12/19/2028	4.C Z
..87338#-AB-6	Technosylva - TSYL TA FLT 12/19/2028 Tranche B TL		09/30/2023	SINKING FUND REDEMPTION		89	89	87	89						89				7	12/19/2028	4.C Z
..88033#-AA-0	TENCARVA MACHINERY COMPANY FLT 12/20/2027 SENIOR TERM LOAN		09/30/2023	SINKING FUND REDEMPTION		3,743	3,743	3,677	4,604		(862)		(862)		3,743				288	12/20/2027	5.A
..88033#-AB-8	Tencarva FLT 12/20/2023 DDTL		09/30/2023	SINKING FUND REDEMPTION		604	604	604	597	7			7		604				46	12/20/2023	5.A
..93000#-AA-9	Worldwide Electric Corporation FLT 09/30/2028 TL		09/29/2023	SINKING FUND REDEMPTION		5,404	5,404	5,269	5,387	4	13		17		5,404				450	09/30/2028	4.C Z
..93000#-AB-7	Worldwide Electric Corporation FLT 09/30/2028 Revolver		09/07/2023	SINKING FUND REDEMPTION		55,901	55,901	55,254	45,839	536	212		748		55,901				4,322	09/30/2028	4.C Z
..97959#-AA-3	WOODLAND FOODS INC FLT 12/01/2027 TERM LOAN		09/30/2023	SINKING FUND REDEMPTION		2,612	2,612	2,559	2,382	224	5		229		2,612				216	12/01/2027	5.A
..98876#-AA-3	ZIYAD FLT 02/09/2028 TERM LOAN		09/30/2023	SINKING FUND REDEMPTION		1,433	1,433	1,404	1,430		3		3		1,433				107	02/09/2028	5.A
..98876#-AB-1	ZB Holdco, LLC (Ziyad) FLT 02/09/2028 DDTL		09/30/2023	SINKING FUND REDEMPTION		716	716	709			1		1		716				48	02/09/2028	5.A
..998080-12-3	Warner Pacific Insurance Services FLT 12/27/2027 DDTL		09/30/2023	SINKING FUND REDEMPTION		698	698	684							698				13	12/27/2027	4.C Z
..998080-12-3	Warner Pacific Insurance Services FLT 12/27/2027 TL		09/30/2023	SINKING FUND REDEMPTION		273	273	267							273				5	12/27/2027	4.C Z
..BC0120-73-2	SBP Holdings, LP FLT 03/27/2028 TL		08/31/2023	SINKING FUND REDEMPTION		6,097	6,097	5,883			13		13		6,097				188	03/27/2028	4.C Z
..BC0120-73-2	SBP Holdings, LP FLT 03/27/2028 Revolver		07/03/2023	Post Sale Income															67	03/27/2028	4.C Z
..BC0120-73-2	SBP Holdings, LP FLT 03/27/2028 DDTL		09/30/2023	SINKING FUND REDEMPTION		315	315	315							315				18	03/27/2028	4.C Z
..BC0125-80-3	ITI Intermodal Columbia FLT 12/21/2027 DDTL		09/30/2023	SINKING FUND REDEMPTION		1,516	1,516	1,469			3		3		1,516				75	12/21/2027	4.C Z
..BC0126-47-1	New Forma FLT 03/31/2029 TL		09/30/2023	SINKING FUND REDEMPTION		1,751	1,751	1,699			3		3		1,751				102	03/31/2029	4.C Z

E05.9

STATEMENT AS OF SEPTEMBER 30, 2023 OF THE FARMERS INSURANCE EXCHANGE

SCHEDULE D - PART 4

Show All Long-Term Bonds and Stock Sold, Redeemed or Otherwise Disposed of During the Current Quarter

1	2	3	4	5	6	7	8	9	10	Change In Book/Adjusted Carrying Value					16	17	18	19	20	21	22	
										11	12	13	14	15								
CUSIP Identification	Description	For-foreign	Disposal Date	Name of Purchaser	Number of Shares of Stock	Consideration	Par Value	Actual Cost	Prior Year Book/Adjusted Carrying Value	Unrealized Valuation Increase/(Decrease)	Current Year's (Amortization)/Accretion	Current Year's Other Than Temporary Impairment Recognized	Total Change in Book/Adjusted Carrying Value (11 + 12 - 13)	Total Foreign Exchange Change in Book /Adjusted Carrying Value	Book/Adjusted Carrying Value at Disposal Date	Foreign Exchange Gain (Loss) on Disposal	Realized Gain (Loss) on Disposal	Total Gain (Loss) on Disposal	Bond Interest/Stock Dividends Received During Year	Stated Contractual Maturity Date	NAIC Designation, NAIC Designation Modifier and SVO Administrative Symbol	
..BC0130-34-6	Trystar FLT 09/28/2027 TL		09/30/2023	SINKING FUND REDEMPTION		2,034	2,034	1,983			4		4		2,034				88	09/28/2027	4.C.Z	
..BC0149-18-9	Trystar FLT 09/28/2027 Incremental TL		09/30/2023	SINKING FUND REDEMPTION		2,124	2,124	2,071			3		3		2,124				107	09/28/2027	4.C.Z	
1909999999. Subtotal - Bonds - Unaffiliated Bank Loans						725,730	725,729	721,574	560,362	6,124	(11,674)		(5,550)		725,729				55,507	XXX	XXX	
2509999997. Total - Bonds - Part 4						366,733,422	370,905,873	364,750,983	307,458,053	37,459	310,814	1,439	346,834		366,489,848		243,574	243,574	6,337,347	XXX	XXX	
2509999998. Total - Bonds - Part 5						XXX	XXX	XXX	XXX	XXX	XXX	XXX	XXX	XXX	XXX	XXX	XXX	XXX	XXX	XXX	XXX	XXX
2509999999. Total - Bonds						366,733,422	370,905,873	364,750,983	307,458,053	37,459	310,814	1,439	346,834		366,489,848		243,574	243,574	6,337,347	XXX	XXX	
4509999997. Total - Preferred Stocks - Part 4							XXX													XXX	XXX	
4509999998. Total - Preferred Stocks - Part 5						XXX	XXX	XXX	XXX	XXX	XXX	XXX	XXX	XXX	XXX	XXX	XXX	XXX	XXX	XXX	XXX	XXX
4509999999. Total - Preferred Stocks							XXX													XXX	XXX	
..001055-10-2	AFLAC INC EQUITY		09/20/2023	VARIOUS	1,159,000	84,859		48,615	83,378	(34,764)			(34,764)		48,615		36,244	36,244		1,173		
..00130H-10-2	AES CORP/THE EQUITY		07/11/2023	MORGAN STANLEY & CO INTERNATIONAL PLC	831,000	17,777		14,233	23,891	(9,658)			(9,658)		14,233		3,544	3,544		276		
..00206R-10-2	AT&T INC EQUITY		09/20/2023	VARIOUS	11,404,000	175,363		118,318	209,720	(91,402)			(91,402)		118,318		57,045	57,045		9,494		
..002824-10-0	ABBOTT LABORATORIES EQUITY		09/20/2023	VARIOUS	2,944,000	306,593		131,867	323,340	(191,473)			(191,473)		131,867		174,726	174,726		3,700		
..00287Y-10-9	ABBVIE INC EQUITY		09/20/2023	VARIOUS	2,966,000	426,844		273,017	479,395	(206,377)			(206,377)		273,017		153,827	153,827		10,811		
..00507V-10-9	ACTIVISION BLIZZARD INC EQUITY		09/20/2023	VARIOUS	1,139,000	104,515		54,920	87,190	(32,271)			(32,271)		54,920		49,596	49,596		559		
..00724F-10-1	ADOBE INC EQUITY		09/20/2023	VARIOUS	816,000	423,281		148,736	274,584	(125,848)			(125,848)		148,736		274,545	274,545				
..00751Y-10-6	ADVANCE AUTO PARTS INC EQUITY		08/24/2023	Bear Stearns Securities Corp	337,000	22,883		33,787	49,546	(15,759)			(15,759)		33,787		(10,904)	(10,904)		1,095		
..007903-10-7	ADVANCED MICRO DEVICES INC EQUITY		09/20/2023	VARIOUS	2,734,000	290,799		59,139	167,949	(125,741)			(125,741)		59,139		231,660	231,660				
..00846U-10-1	AGILENT TECHNOLOGIES INC EQUITY		09/20/2023	VARIOUS	504,000	58,195		39,568	75,414	(35,846)			(35,846)		39,568		18,627	18,627		340		
..009066-10-1	AIRBNB INC EQUITY		09/20/2023	FENNER & SMITH INC	342,000	47,196		48,821							48,821		(1,624)	(1,624)				
..009158-10-6	AIR PRODUCTS AND CHEMICALS INC EQUITY		09/20/2023	VARIOUS	352,000	102,681		72,441	108,508	(36,067)			(36,067)		72,441		30,240	30,240		1,802		
..00971T-10-1	AKAMAI TECHNOLOGIES INC EQUITY		09/20/2023	VARIOUS	335,000	32,937		26,823	28,241	(1,418)			(1,418)		26,823		6,114	6,114				
..011659-10-9	ALASKA AIR GROUP INC EQUITY		07/11/2023	MORGAN STANLEY & CO INTERNATIONAL PLC	452,000	25,462		12,864	19,404	(6,540)			(6,540)		12,864		12,598	12,598				
..012653-10-1	ALBEMARLE CORP EQUITY		09/20/2023	VARIOUS	185,000	38,347		13,887	40,102	(26,215)			(26,215)		13,887		24,459	24,459		221		
..015271-10-9	ALEXANDRIA REAL ESTATE EQUITIES I EQUITY		09/20/2023	VARIOUS	284,000	32,801		32,484	29,429	(6,412)			(6,412)		32,484		317	317		841		
..016255-10-1	ALIGN TECHNOLOGY INC EQUITY		09/20/2023	VARIOUS	123,000				25,936	(4,599)			(4,599)		21,337		19,532	19,532				
..018802-10-8	ALLIANT ENERGY CORP EQUITY		07/11/2023	MORGAN STANLEY & CO INTERNATIONAL PLC	337,000	17,841		15,919	18,592	(2,673)			(2,673)		15,919		1,922	1,922		305		
..020002-10-1	ALLSTATE CORP/THE EQUITY		09/20/2023	VARIOUS	484,000	53,842		28,611	65,626	(37,014)			(37,014)		28,611		25,231	25,231		1,273		
..02079K-10-7	ALPHABET INC EQUITY		09/20/2023	VARIOUS	9,136,000	1,147,572		542,901	810,637	(267,736)			(267,736)		542,901		604,671	604,671				
..02079K-30-5	ALPHABET INC EQUITY		09/20/2023	VARIOUS	10,114,000	1,261,924		369,408	892,257	(522,849)			(522,849)		369,408		892,516	892,516				
..02209S-10-3	ALTRIA GROUP INC EQUITY		09/20/2023	VARIOUS	3,016,000	133,955		143,773	137,861	5,911			5,911		143,773		(9,817)	(9,817)		8,505		
..023135-10-6	AMAZON.COM INC EQUITY		09/20/2023	VARIOUS	15,550,000	2,049,164		1,357,729	1,173,117	(13,242)			(13,242)		1,357,729		691,435	691,435				
..023608-10-2	AMEREN CORP EQUITY		09/20/2023	VARIOUS	399,000	32,730		29,038	35,475	(6,437)			(6,437)		29,038		3,692	3,692		619		
..02376R-10-2	AMERICAN AIRLINES GROUP INC EQUITY		07/11/2023	MORGAN STANLEY & CO INTERNATIONAL PLC	940,000	17,665		17,923	11,966	5,957			5,957		17,923		(258)	(258)				
..025537-10-1	AMERICAN ELECTRIC POWER CO INC EQUITY		09/20/2023	VARIOUS	822,000	68,362		70,328	77,991	(7,663)			(7,663)		70,328		(1,966)	(1,966)		1,713		
..025816-10-9	AMERICAN EXPRESS CO EQUITY		09/20/2023	VARIOUS	1,076,000	179,468		126,148	158,936	(32,788)			(32,788)		126,148		53,320	53,320		1,851		
..026874-78-4	AMERICAN INTERNATIONAL GROUP INC EQUITY		09/20/2023	VARIOUS	1,278,000	77,236		30,979	80,821	(49,842)			(49,842)		30,979		46,257	46,257		1,087		
..03027X-10-0	AMERICAN TOWER CORP EQUITY		09/20/2023	VARIOUS	796,000	148,672		136,404	154,862	(30,996)			(30,996)		136,404		12,268	12,268		3,428		
..030420-10-3	AMERICAN WATER WORKS CO INC EQUITY		09/20/2023	VARIOUS	364,000	51,004		43,686	35,973	(10,439)			(10,439)		43,686		7,317	7,317		528		

EO5.10

STATEMENT AS OF SEPTEMBER 30, 2023 OF THE FARMERS INSURANCE EXCHANGE

SCHEDULE D - PART 4

Show All Long-Term Bonds and Stock Sold, Redeemed or Otherwise Disposed of During the Current Quarter

1	2	3	4	5	6	7	8	9	10	Change In Book/Adjusted Carrying Value					16	17	18	19	20	21	22
										11	12	13	14	15							
CUSIP Identification	Description	For- eign	Disposal Date	Name of Purchaser	Number of Shares of Stock	Consid- eration	Par Value	Actual Cost	Prior Year Book/ Adjusted Carrying Value	Unrealized Valuation Increase/ (Decrease)	Current Year's (Amor- tization)/ Accretion	Current Year's Other Than Temporary Impairment Recogn- ized	Total Change in Book/ Adjusted Carrying Value (11 + 12 - 13)	Total Foreign Exchange Change in Book /Adjusted Carrying Value	Book/ Adjusted Carrying Value at Disposal Date	Foreign Exchange Gain (Loss) on Disposal	Realized Gain (Loss) on Disposal	Total Gain (Loss) on Disposal	Bond Interest/ Stock Dividends Received During Year	Stated Con- tractual Maturity Date	NAIC Desig- nation, NAIC Desig- nation Modifier and SVO Admini- strative Symbol
..03073E-10-5	CENCORA INC EQUITY		09/20/2023	VARIOUS	248,000	46,862		28,252	41,096	(12,844)			(12,844)		28,252		18,609	18,609	290		
..03076C-10-6	AMERIPRISE FINANCIAL INC EQUITY		09/20/2023	VARIOUS	203,000	69,144		29,796	63,198	(33,402)			(33,402)		29,796		39,348	39,348	647		
..031100-10-0	AMETEK INC EQUITY		09/20/2023	VARIOUS	390,000	60,399		34,389	54,491	(20,102)			(20,102)		34,389		26,010	26,010	238		
..031162-10-0	AMGEN INC EQUITY		09/20/2023	VARIOUS	927,000	227,549		124,971	223,422	(115,915)			(115,915)		124,971		102,578	102,578	4,684		
..032095-10-1	AMPHENOL CORP EQUITY		09/20/2023	VARIOUS	967,000	82,023		48,141	73,627	(25,486)			(25,486)		48,141		33,883	33,883	609		
..032654-10-5	ANALOG DEVICES INC EQUITY		09/20/2023	VARIOUS	921,000	169,715		71,974	151,035	(79,061)			(79,061)		71,974		97,742	97,742	1,939		
..036620-10-5	ANSYS INC EQUITY		09/20/2023	VARIOUS	134,000	43,142		26,238	32,360	(6,121)			(6,121)		26,238		16,904	16,904			
..036752-10-3	ELEVANCE HEALTH INC EQUITY		09/20/2023	VARIOUS	406,000	178,646		43,549	208,394	(164,834)			(164,834)		43,549		135,097	135,097	1,483		
..037430-10-8	APA CORP EQUITY		07/11/2023	MORGAN STANLEY & CO INTERNATIONAL PLC	502,000	18,711		2,083	23,428	(21,345)			(21,345)		2,083		16,627	16,627	251		
..037833-10-0	APPLE INC EQUITY		09/20/2023	VARIOUS	25,706,000	4,685,432		594,317	3,339,466	(2,745,149)			(2,745,149)		594,317		4,091,114	4,091,114	14,922		
..038222-10-5	APPLIED MATERIALS INC EQUITY		09/20/2023	VARIOUS	1,574,000	216,106		69,378	153,276	(83,898)			(83,898)		69,378		146,728	146,728	1,130		
..039483-10-2	ARCHER-DANIELS-MIDLAND CO EQUITY		09/20/2023	VARIOUS	1,001,000	80,040		45,843	92,943	(47,100)			(47,100)		45,843		34,197	34,197	1,108		
..040413-10-6	ARISTA NETWORKS INC EQUITY		09/20/2023	VARIOUS	401,000	68,492		38,009	48,665	(10,656)			(10,656)		38,009		30,483	30,483			
..04621X-10-8	ASSURANT INC EQUITY		09/20/2023	MERRILL LYNCH PIERCE FENNER & SMITH INC	107,000	15,161		6,510	13,381	(6,871)			(6,871)		6,510		8,651	8,651	225		
..049560-10-5	ATMOS ENERGY CORP EQUITY		09/20/2023	VARIOUS	303,000	35,236		20,965	20,965	(1,826)			(1,826)		32,480		2,756	2,756	304		
..052769-10-6	AUTODESK INC EQUITY		09/20/2023	VARIOUS	353,000	74,116		62,911	65,947	(3,037)			(3,037)		62,911		11,205	11,205			
..053015-10-3	AUTOMATIC DATA PROCESSING INC EQUITY		09/20/2023	VARIOUS	686,000	161,130		112,777	163,748	(50,972)			(50,972)		112,777		48,354	48,354	2,573		
..053332-10-2	AUTOZONE INC EQUITY		09/20/2023	VARIOUS	39,000	99,991		40,893	96,128	(55,235)			(55,235)		40,893		59,099	59,099			
..053484-10-1	AVALONBAY COMMUNITIES INC EQUITY		09/20/2023	VARIOUS	207,000	38,985		41,594	33,433	8,162			8,162		41,594		(2,609)	(2,609)	1,012		
..053611-10-9	AVERY DENNISON CORP EQUITY		07/11/2023	MORGAN STANLEY & CO INTERNATIONAL PLC	102,000	18,046		11,287	18,460	(7,173)			(7,173)		11,287		6,759	6,759	159		
..05464C-10-1	AXON ENTERPRISE INC EQUITY		09/20/2023	VARIOUS	163,000	32,437		36,005							36,005		(3,567)	(3,567)			
..05722G-10-0	BAKER HUGHES CO EQUITY		09/20/2023	VARIOUS	1,635,000	57,051		25,340	48,265	(22,925)			(22,925)		25,340		31,711	31,711	782		
..058498-10-6	BALL CORP EQUITY		09/20/2023	VARIOUS	601,000	32,539		36,028	30,729	5,299			5,299		36,028		(3,490)	(3,490)	298		
..060505-10-4	BANK OF AMERICA CORP EQUITY		09/20/2023	VARIOUS	11,959,000	344,391		365,796	395,962	(30,167)			(30,167)		365,796		(21,405)	(21,405)	6,573		
..064058-10-0	BANK OF NEW YORK MELLON CORP/THE EQUITY		09/20/2023	VARIOUS	1,282,000	56,674		63,674	58,344	5,330			5,330		63,674		(7,000)	(7,000)	1,195		
..070830-10-4	BATH & BODY WORKS INC EQUITY		09/20/2023	MERRILL LYNCH PIERCE FENNER & SMITH INC	413,000	14,448		13,087	17,404	(4,317)			(4,317)		13,087		1,361	1,361	248		
..071813-10-9	BAXTER INTERNATIONAL INC EQUITY		09/20/2023	VARIOUS	770,000	32,526		37,913	39,247	(1,334)			(1,334)		37,913		(5,386)	(5,386)	670		
..075887-10-9	BECTON DICKINSON & CO EQUITY		09/20/2023	VARIOUS	479,000	126,141		113,861	108,840	(8,430)			(8,430)		113,861		12,280	12,280	957		
..084423-10-2	W R BERKLEY CORP EQUITY		07/11/2023	MORGAN STANLEY & CO INTERNATIONAL PLC	293,000	17,545		11,249	21,260	(10,012)			(10,012)		11,249		6,297	6,297	208		
..084670-70-2	BERKSHIRE HATHAWAY INC EQUITY		09/20/2023	VARIOUS	3,121,000	1,105,558		678,041	873,149	(298,125)			(298,125)		678,041		427,517	427,517			
..086516-10-1	BEST BUY CO INC EQUITY		09/20/2023	VARIOUS	431,000	32,912		13,270	34,562	(21,291)			(21,291)		13,270		19,641	19,641	1,172		
..090572-20-7	BIO-RAD LABORATORIES INC EQUITY		09/20/2023	MERRILL LYNCH PIERCE FENNER & SMITH INC	41,000	14,941		18,530	17,240	1,290			1,290		18,530		(3,590)	(3,590)			
..09062X-10-3	BIOGEN INC EQUITY		09/20/2023	VARIOUS	240,000	64,939		55,019	66,432	(11,413)			(11,413)		55,019		9,919	9,919			
..09073M-10-4	BIO-TECHNE CORP EQUITY		07/11/2023	MORGAN STANLEY & CO INTERNATIONAL PLC	211,000	17,680		26,112	17,477	8,635			8,635		26,112		(8,432)	(8,432)	34		
..09247X-10-1	BLACKROCK INC EQUITY		09/20/2023	VARIOUS	285,000	198,902		116,953	201,897	(84,944)			(84,944)		116,953		81,949	81,949	3,620		
..09260D-10-7	BLACKSTONE INC EQUITY		09/20/2023	MERRILL LYNCH PIERCE FENNER & SMITH INC	556,000	63,502		63,267							63,267		234	234			
..097023-10-5	BOEING CO/THE EQUITY		09/20/2023	VARIOUS	906,000	191,059		109,816	172,647	(62,831)			(62,831)		109,816		81,242	81,242			
..09857L-10-8	BOOKING HOLDINGS INC EQUITY		09/20/2023	VARIOUS	69,000	202,216		127,995	139,054	(11,059)			(11,059)		127,995		74,221	74,221			
..099724-10-6	BORGWARNER INC EQUITY		07/11/2023	MORGAN STANLEY & CO INTERNATIONAL PLC	390,000	17,769		15,652	717	(301)			(301)		15,652		2,118	2,118	70		

EO5.11

STATEMENT AS OF SEPTEMBER 30, 2023 OF THE FARMERS INSURANCE EXCHANGE

SCHEDULE D - PART 4

Show All Long-Term Bonds and Stock Sold, Redeemed or Otherwise Disposed of During the Current Quarter

1	2	3	4	5	6	7	8	9	10	Change In Book/Adjusted Carrying Value					16	17	18	19	20	21	22
										11	12	13	14	15							
CUSIP Identification	Description	For-foreign	Disposal Date	Name of Purchaser	Number of Shares of Stock	Consideration	Par Value	Actual Cost	Prior Year Book/Adjusted Carrying Value	Unrealized Valuation Increase/(Decrease)	Current Year's (Amortization)/Accretion	Current Year's Other Than Temporary Impairment Recognized	Total Change in Book/Adjusted Carrying Value (11 + 12 - 13)	Total Foreign Exchange Change in Book /Adjusted Carrying Value	Book/Adjusted Carrying Value at Disposal Date	Foreign Exchange Gain (Loss) on Disposal	Realized Gain (Loss) on Disposal	Total Gain (Loss) on Disposal	Bond Interest/Stock Dividends Received During Year	Stated Contractual Maturity Date	NAIC Designation, NAIC Designation Modifier and SVO Administrative Symbol
..101121-10-1	BOSTON PROPERTIES INC EQUITY		09/20/2023	MERRILL LYNCH PIERCE FENNER & SMITH INC	228,000	14,946		15,408	15,408						15,408		(462)	(462)	670		
..101137-10-7	BOSTON SCIENTIFIC CORP EQUITY		09/20/2023	VARIOUS	2,334,000	124,025		91,160	95,871	(18,943)			(18,943)		91,160		32,865	32,865			
..110122-10-8	BRISTOL-MYERS SQUIBB CO EQUITY		09/20/2023	VARIOUS	3,812,000	232,440		170,785	256,430	(103,371)			(103,371)		170,785		61,655	61,655	6,378		
..11133T-10-3	BROADRIDGE FINANCIAL SOLUTIONS IN EQUITY		09/20/2023	VARIOUS	189,000	32,926		22,328	25,351	(3,023)			(3,023)		22,328		10,598	10,598	411		
..11135F-10-1	BROADCOM INC EQUITY		09/20/2023	VARIOUS	736,000	631,898		195,848	353,923	(223,064)			(223,064)		195,848		436,050	436,050	8,029		
..115236-10-1	BROWN & BROWN INC EQUITY		09/20/2023	VARIOUS	459,000	32,762		26,168	26,149	18			18		26,168		6,595	6,595	129		
..115637-20-9	BROWN-FORMAN CORP EQUITY		09/20/2023	VARIOUS	501,000	32,379		28,455	21,865	(4,117)			(4,117)		28,455		3,924	3,924	205		
..12503M-10-8	CBCE GLOBAL MARKETS INC EQUITY		09/20/2023	VARIOUS	229,000	33,244		23,270	28,733	(5,462)			(5,462)		23,270		9,973	9,973	283		
..12504L-10-9	CBRE GROUP INC EQUITY		09/20/2023	VARIOUS	576,000	46,859		19,873	44,329	(24,456)			(24,456)		19,873		26,987	26,987			
..12514G-10-8	CDW CORP/DE EQUITY		09/20/2023	VARIOUS	215,000	42,659		26,028	38,380	(12,352)			(12,352)		26,028		16,631	16,631	316		
..125269-10-0	CF INDUSTRIES HOLDINGS INC EQUITY		09/20/2023	VARIOUS	434,000	33,593		11,805	36,972	(25,168)			(25,168)		11,805		21,788	21,788	421		
..12541W-20-9	CH ROBINSON WORLDWIDE INC EQUITY		07/11/2023	MORGAN STANLEY & CO INTERNATIONAL PLC	182,000	17,873		14,743	16,660	(1,917)			(1,917)		14,743		3,129	3,129	333		
..125523-10-0	CIGNA GROUP/THE EQUITY		09/20/2023	VARIOUS	530,000	150,586		47,856	175,626	(127,770)			(127,770)		47,856		102,730	102,730	1,583		
..125720-10-5	CME GROUP INC EQUITY		09/20/2023	VARIOUS	568,000	110,184		101,619	95,498	6,122			6,122		101,619		8,565	8,565	4,115		
..125896-10-0	CMS ENERGY CORP EQUITY		09/20/2023	VARIOUS	560,000	32,684		31,112	35,465	(4,353)			(4,353)		31,112		1,572	1,572	673		
..126408-10-3	CSX CORP EQUITY		09/20/2023	VARIOUS	4,116,000	134,722		107,037	127,473	(20,435)			(20,435)		107,037		27,685	27,685	1,095		
..126650-10-0	CVS HEALTH CORP EQUITY		09/20/2023	VARIOUS	2,189,000	156,129		138,646	203,993	(65,347)			(65,347)		138,646		17,483	17,483	3,240		
..127097-10-3	COTERRA ENERGY INC EQUITY		09/20/2023	VARIOUS	1,477,000	39,277		33,642	36,290	(2,648)			(2,648)		33,642		5,635	5,635	1,254		
..127387-10-8	CADENCE DESIGN SYSTEMS INC EQUITY		09/20/2023	VARIOUS	448,000	104,370		31,086	71,944	(40,859)			(40,859)		31,086		73,284	73,284			
..12769G-10-0	CAESARS ENTERTAINMENT INC EQUITY		09/20/2023	MERRILL LYNCH PIERCE FENNER & SMITH INC	292,000	14,647		11,178	12,141	(964)			(964)		11,178		3,470	3,470			
..133131-10-2	CAMDEN PROPERTY TRUST EQUITY		07/11/2023	MORGAN STANLEY & CO INTERNATIONAL PLC	161,000	17,860		27,629	18,013	9,616			9,616		27,629		(9,769)	(9,769)	473		
..134429-10-9	CAMPBELL SOUP CO EQUITY		07/11/2023	MORGAN STANLEY & CO INTERNATIONAL PLC	380,000	17,553		16,381	9,250	(2,943)			(2,943)		16,381		1,172	1,172	261		
..14040H-10-5	CAPITAL ONE FINANCIAL CORP EQUITY		09/20/2023	VARIOUS	664,000	71,155		33,492	61,725	(28,233)			(28,233)		33,492		37,662	37,662	969		
..14149Y-10-8	CARDINAL HEALTH INC EQUITY		09/20/2023	VARIOUS	507,000	46,848		24,700	38,968	(14,268)			(14,268)		24,700		22,149	22,149	756		
..143130-10-2	CARMAX INC EQUITY		07/11/2023	MORGAN STANLEY & CO INTERNATIONAL PLC	214,000	18,043		13,374	13,028	346			346		13,374		4,668	4,668			
..143658-30-0	CARNIVAL CORP EQUITY		07/11/2023	MORGAN STANLEY & CO INTERNATIONAL PLC	916,000	17,305		7,914	7,374	540			540		7,914		9,391	9,391			
..14448C-10-4	CARRIER GLOBAL CORP EQUITY		09/20/2023	VARIOUS	1,477,000	78,773		28,225	60,926	(32,702)			(32,702)		28,225		50,548	50,548	820		
..148806-10-2	CATALENT INC EQUITY		09/20/2023	MERRILL LYNCH PIERCE FENNER & SMITH INC	316,000	15,245		26,819	14,223	12,596			12,596		26,819		(11,574)	(11,574)			
..149123-10-1	CATERPILLAR INC EQUITY		09/20/2023	VARIOUS	945,000	249,753		131,759	226,384	(94,625)			(94,625)		131,759		117,994	117,994	2,814		
..150870-10-3	CELANESE CORP EQUITY		09/20/2023	VARIOUS	267,000	32,768		27,587	27,295	292			292		27,587		5,181	5,181	455		
..15135B-10-1	CENTENE CORP EQUITY		09/20/2023	VARIOUS	1,088,000	73,855		45,801	89,216	(43,415)			(43,415)		45,801		28,055	28,055			
..15189T-10-7	CENTERPOINT ENERGY INC EQUITY		09/20/2023	VARIOUS	1,106,000	32,497		17,077	33,169	(16,092)			(16,092)		17,077		15,420	15,420	517		
..15677J-10-8	CERIDIAN HCM HOLDING INC EQUITY		09/20/2023	MERRILL LYNCH PIERCE FENNER & SMITH INC	251,000	17,136		11,817	16,102	(4,285)			(4,285)		11,817		5,319	5,319			
..159864-10-7	CHARLES RIVER LABORATORIES INTERN EQUITY		09/20/2023	MERRILL LYNCH PIERCE FENNER & SMITH INC	71,000	14,812		22,792	15,454	7,338			7,338		22,792		(7,980)	(7,980)			
..16119P-10-8	CHARTER COMMUNICATIONS INC EQUITY		09/20/2023	VARIOUS	239,000	96,919		88,716	81,033	7,683			7,683		88,716		8,203	8,203			
..166764-10-0	CHEVRON CORP EQUITY		09/20/2023	VARIOUS	3,213,000	521,562		329,462	513,966	(240,468)			(240,468)		329,462		192,099	192,099	11,040		
..169656-10-5	CHIPOTLE MEXICAN GRILL INC EQUITY		09/20/2023	VARIOUS	46,000	91,528		31,650	63,781	(32,131)			(32,131)		31,650		59,878	59,878			
..171340-10-2	CHURCH & DWIGHT CO INC EQUITY		09/20/2023	VARIOUS	370,000	35,691		21,326	29,822	(8,496)			(8,496)		21,326		14,365	14,365	252		
..172062-10-1	CINCINNATI FINANCIAL CORP EQUITY		09/20/2023	VARIOUS	316,000	32,840		31,518	21,905	(1,321)			(1,321)		31,518		1,322	1,322	469		

EO5.12

STATEMENT AS OF SEPTEMBER 30, 2023 OF THE FARMERS INSURANCE EXCHANGE

SCHEDULE D - PART 4

Show All Long-Term Bonds and Stock Sold, Redeemed or Otherwise Disposed of During the Current Quarter

1	2	3	4	5	6	7	8	9	10	Change In Book/Adjusted Carrying Value					16	17	18	19	20	21	22
										11	12	13	14	15							
CUSIP Identification	Description	For- eign	Disposal Date	Name of Purchaser	Number of Shares of Stock	Consid- eration	Par Value	Actual Cost	Prior Year Book/ Adjusted Carrying Value	Unrealized Valuation Increase/ (Decrease)	Current Year's (Amor- tization)/ Accretion	Current Year's Other Than Temporary Impairment Recogn- ized	Total Change in Book/ Adjusted Carrying Value (11 + 12 - 13)	Total Foreign Exchange Change in Book /Adjusted Carrying Value	Book/ Adjusted Carrying Value at Disposal Date	Foreign Exchange Gain (Loss) on Disposal	Realized Gain (Loss) on Disposal	Total Gain (Loss) on Disposal	Bond Interest/ Stock Dividends Received During Year	Stated Con- tractual Maturity Date	NAIC Desig- nation, NAIC Desig- nation Modifier and SVO Admini- strative Symbol
..17275R-10-2	CISCO SYSTEMS INC EQUITY		09/20/2023	VARIOUS	7,077,000	379,897		396,011	337,148	58,863			58,863		396,011		(16,114)	(16,114)	8,209		
..172908-10-5	CINTAS CORP EQUITY		09/20/2023	VARIOUS	145,000	72,906		31,486	65,446	(33,959)			(33,959)		31,486		41,420	41,420	424		
..172967-42-4	CITIGROUP INC EQUITY		09/20/2023	VARIOUS	3,140,000	139,328		132,131	141,991	(9,860)			(9,860)		132,131		7,197	7,197	4,049		
..174610-10-5	CITIZENS FINANCIAL GROUP INC EQUITY		07/11/2023	MORGAN STANLEY & CO INTERNATIONAL PLC	656,000	18,087		12,333	25,820	(13,487)			(13,487)		12,333		5,755	5,755	551		
..189054-10-9	CLOROX CO/THE EQUITY		09/20/2023	VARIOUS	217,000	31,670		34,663	30,447	4,216			4,216		34,663		(2,993)	(2,993)	638		
..191216-10-0	COCA-COLA CO/THE EQUITY		09/20/2023	VARIOUS	6,648,000	392,312		331,133	413,783	(91,206)			(91,206)		331,133		61,178	61,178	6,116		
..192446-10-2	COGNIZANT TECHNOLOGY SOLUTIONS CO EQUITY		09/20/2023	VARIOUS	900,000	61,424		51,942	51,480	462			462		51,942		9,482	9,482	643		
..194162-10-3	COLGATE-PALMOLIVE CO EQUITY		09/20/2023	VARIOUS	1,376,000	102,632		100,169	108,415	(8,246)			(8,246)		100,169		2,462	2,462	1,629		
..20030N-10-1	COMCAST CORP EQUITY		09/20/2023	VARIOUS	7,644,000	332,965		252,758	267,158	(14,400)			(14,400)		252,758		80,208	80,208	6,497		
..205887-10-2	CONAGRA BRANDS INC EQUITY		07/11/2023	MORGAN STANLEY & CO INTERNATIONAL PLC	530,000	17,549		11,316	20,511	(9,196)			(9,196)		11,316		6,234	6,234	350		
..20825C-10-4	CONOCOPHILLIPS EQUITY		09/20/2023	VARIOUS	2,235,000	254,007		68,682	263,730	(195,048)			(195,048)		68,682		185,326	185,326	7,035		
..209115-10-4	CONSOLIDATED EDISON INC EQUITY		09/20/2023	VARIOUS	611,000	56,234		52,648	58,234	(5,586)			(5,586)		52,648		3,586	3,586	1,228		
..21036P-10-8	CONSTELLATION BRANDS INC EQUITY		09/20/2023	VARIOUS	263,000	67,557		55,671	60,948	(5,276)			(5,276)		55,671		11,886	11,886	554		
..21037T-10-9	CONSTELLATION ENERGY CORP EQUITY		09/20/2023	VARIOUS	538,000	54,909		18,402	46,365	(27,963)			(27,963)		18,402		36,507	36,507	378		
..216648-40-2	COOPER COS INC/THE EQUITY		09/20/2023	VARIOUS	91,000	32,741		26,383	30,073	(3,689)			(3,689)		26,383		6,358	6,358	4		
..217204-10-6	COPART INC EQUITY		09/20/2023	VARIOUS	1,022,000	61,971		23,346	42,227	(18,881)			(18,881)		23,346		38,625	38,625			
..219350-10-5	CORNING INC EQUITY		09/20/2023	VARIOUS	1,156,000	38,736		36,827	36,911	(84)			(84)		36,827		1,909	1,909	809		
..22052L-10-4	CORTEVA INC EQUITY		09/20/2023	VARIOUS	1,200,000	63,828		15,691	70,536	(54,845)			(54,845)		15,691		48,136	48,136	452		
..22160K-10-5	COSTCO WHOLESALE CORP EQUITY		09/20/2023	VARIOUS	760,000	414,347		199,976	335,984	(148,575)			(148,575)		199,976		214,371	214,371	1,766		
..22160N-10-9	COSTAR GROUP INC EQUITY		09/20/2023	VARIOUS	587,000	49,527		41,354	45,352	(3,997)			(3,997)		41,354		8,172	8,172			
..22822V-10-1	CROWN CASTLE INC EQUITY		09/20/2023	VARIOUS	683,000	72,749		85,913	92,669	(6,757)			(6,757)		85,913		(13,164)	(13,164)	2,862		
..231021-10-6	CUMMINS INC EQUITY		09/20/2023	VARIOUS	224,000	54,905		35,406	54,273	(18,867)			(18,867)		35,406		19,499	19,499	885		
..23331A-10-9	DR HORTON INC EQUITY		09/20/2023	VARIOUS	607,000	70,962		22,913	54,102	(31,189)			(31,189)		22,913		48,049	48,049	365		
..233331-10-7	DTE ENERGY CO EQUITY		09/20/2023	VARIOUS	348,000	37,826		27,567	30,795	(13,043)			(13,043)		27,567		10,260	10,260	749		
..23355L-10-6	DXC TECHNOLOGY CO EQUITY		09/20/2023	MERRILL LYNCH PIERCE FENNER & SMITH INC	734,000	15,078		9,571	19,444	(9,872)			(9,872)		9,571		5,507	5,507			
..235851-10-2	DANAHER CORP EQUITY		09/20/2023	VARIOUS	1,127,000	276,994		167,577	278,510	(129,883)			(129,883)		167,577		109,417	109,417	871		
..237194-10-5	DARDEN RESTAURANTS INC EQUITY		09/20/2023	VARIOUS	208,000	32,933		16,895	28,773	(11,877)			(11,877)		16,895		16,037	16,037	776		
..244199-10-8	DEERE & CO EQUITY		09/20/2023	VARIOUS	473,000	193,463		78,347	202,793	(124,533)			(124,533)		78,347		115,116	115,116	1,750		
..247361-70-2	DELTA AIR LINES INC EQUITY		09/20/2023	VARIOUS	992,000	43,363		28,302	32,597	(4,295)			(4,295)		28,302		15,061	15,061	50		
..24906P-10-9	DENTSPLY SIRONA INC EQUITY		07/11/2023	MORGAN STANLEY & CO INTERNATIONAL PLC	441,000	17,848		22,199	14,033	8,166			8,166		22,199		(4,351)	(4,351)	179		
..25179M-10-3	DEVON ENERGY CORP EQUITY		09/20/2023	VARIOUS	1,112,000	54,861		23,122	68,399	(45,277)			(45,277)		23,122		31,738	31,738	2,038		
..252131-10-7	DEXCOM INC EQUITY		09/20/2023	VARIOUS	634,000	71,653		66,787	71,794	(5,007)			(5,007)		66,787		4,866	4,866			
..25278X-10-9	DIAMONDBACK ENERGY INC EQUITY		09/20/2023	VARIOUS	339,000	48,850		21,092	29,128	(23,549)			(23,549)		21,092		27,758	27,758	1,036		
..253868-10-3	DIGITAL REALTY TRUST INC EQUITY		09/20/2023	VARIOUS	439,000	53,167		51,678	44,010	7,668			7,668		51,678		1,489	1,489	1,823		
..254687-10-6	WALT DISNEY CO/THE EQUITY		09/20/2023	VARIOUS	3,005,000	259,170		300,703	261,044	39,658			39,658		300,703		(41,533)	(41,533)			
..254709-10-8	DISCOVER FINANCIAL SERVICES EQUITY		09/20/2023	VARIOUS	444,000	46,606		15,837	43,428	(27,590)			(27,590)		15,837		30,769	30,769	724		
..256677-10-5	DOLLAR GENERAL CORP EQUITY		09/20/2023	VARIOUS	403,000	59,189		23,122	99,243	(76,121)			(76,121)		23,122		36,067	36,067	697		
..256746-10-8	DOLLAR TREE INC EQUITY		09/20/2023	VARIOUS	423,000	56,853		36,704	59,812	(23,108)			(23,108)		36,704		20,149	20,149			
..25746U-10-9	DOMINION ENERGY INC EQUITY		09/20/2023	VARIOUS	1,326,000	66,315		103,660	81,337	22,323			22,323		103,660		(37,345)	(37,345)	2,204		
..25754A-20-1	DOMINO'S PIZZA INC EQUITY		07/11/2023	MORGAN STANLEY & CO INTERNATIONAL PLC	51,000	17,839		19,252	17,655	1,597			1,597		19,252		(1,414)	(1,414)	123		
..260003-10-8	DOVER CORP EQUITY		09/20/2023	VARIOUS	249,000	36,582		24,414	33,715	(9,301)			(9,301)		24,414		12,168	12,168	306		
..260557-10-3	DOW INC EQUITY		09/20/2023	VARIOUS	1,269,000	67,217		57,545	63,932	(6,388)			(6,388)		57,545		9,673	9,673	2,187		

E05.13

STATEMENT AS OF SEPTEMBER 30, 2023 OF THE FARMERS INSURANCE EXCHANGE

SCHEDULE D - PART 4

Show All Long-Term Bonds and Stock Sold, Redeemed or Otherwise Disposed of During the Current Quarter

1	2	3	4	5	6	7	8	9	10	Change In Book/Adjusted Carrying Value					16	17	18	19	20	21	22
										11	12	13	14	15							
CUSIP Identification	Description	For- eign	Disposal Date	Name of Purchaser	Number of Shares of Stock	Consid- eration	Par Value	Actual Cost	Prior Year Book/ Adjusted Carrying Value	Unrealized Valuation Increase/ (Decrease)	Current Year's (Amor- tization)/ Accretion	Current Year's Other Than Temporary Impairment Recogn- ized	Total Change in Book/ Adjusted Carrying Value (11 + 12 - 13)	Total Foreign Exchange Change in Book /Adjusted Carrying Value	Book/ Adjusted Carrying Value at Disposal Date	Foreign Exchange Gain (Loss) on Disposal	Realized Gain (Loss) on Disposal	Total Gain (Loss) on Disposal	Bond Interest/ Stock Dividends Received During Year	Stated Con- tractual Maturity Date	NAIC Desig- nation, NAIC Desig- nation Modifier and SVO Admini- strative Symbol
..26441C-20-4	DUKE ENERGY CORP EQUITY		09/20/2023	VARIOUS	1,342,000	124,128		120,447	126,987	(16,587)			(16,587)		120,447		3,680	3,680	3,118		
..26614N-10-2	DUPONT DE NEMOURS INC EQUITY		09/20/2023	VARIOUS	1,006,000	72,744		67,546	69,032	(1,486)			(1,486)		67,546		5,198	5,198	858		
..26875P-10-1	EOG RESOURCES INC EQUITY		09/20/2023	VARIOUS	943,000	115,548		38,854	122,147	(88,293)			(88,293)		38,854		81,694	81,694	2,887		
..26884L-10-9	EQT CORP EQUITY		09/20/2023	VARIOUS	799,000	32,198		32,565	27,022	5,543			5,543		32,565		(367)	(367)	294		
..277432-10-0	EASTMAN CHEMICAL CO EQUITY		07/11/2023	MORGAN STANLEY & CO INTERNATIONAL PLC	208,000	17,628		14,358	16,940	(2,581)			(2,581)		14,358		3,270	3,270	493		
..278642-10-3	EBAY INC EQUITY		09/20/2023	VARIOUS	985,000	44,741		30,394	40,848	(10,454)			(10,454)		30,394		14,347	14,347	605		
..278865-10-0	ECOLAB INC EQUITY		09/20/2023	VARIOUS	435,000	78,676		80,078	63,319	16,759			16,759		80,078		(1,402)	(1,402)	692		
..281020-10-7	EDISON INTERNATIONAL EQUITY		09/20/2023	VARIOUS	603,000	41,946		38,458	38,363	95			95		38,458		3,488	3,488	1,334		
..28176E-10-8	EDWARDS LIFESCIENCES CORP EQUITY		09/20/2023	VARIOUS	1,031,000	85,851		60,512	76,892	(16,380)			(16,380)		60,512		25,339	25,339			
..285512-10-9	ELECTRONIC ARTS INC EQUITY		09/20/2023	VARIOUS	581,000	75,312		54,996	70,975	(15,979)			(15,979)		54,996		20,316	20,316	271		
..291011-10-4	EMERSON ELECTRIC CO EQUITY		09/20/2023	VARIOUS	1,042,000	98,398		57,475	100,084	(42,609)			(42,609)		57,475		40,923	40,923	1,314		
..29355A-10-7	ENPHASE ENERGY INC EQUITY		09/20/2023	VARIOUS	229,000	33,468		46,576	60,674	(14,098)			(14,098)		46,576		(13,108)	(13,108)			
..29364G-10-3	ENTERGY CORP EQUITY		09/20/2023	VARIOUS	391,000	38,270		38,396	32,850	(4,553)			(4,553)		38,396		(126)	(126)	821		
..29414B-10-4	EPAM SYSTEMS INC EQUITY		09/20/2023	VARIOUS	134,000	33,140		39,626	43,916	(4,289)			(4,289)		39,626		(6,487)	(6,487)			
..294429-10-5	EQUIFAX INC EQUITY		09/20/2023	VARIOUS	194,000	41,371		24,436	37,704	(13,268)			(13,268)		24,436		16,935	16,935	188		
..29444U-70-0	EQUINIX INC EQUITY		09/20/2023	VARIOUS	150,000	115,949		71,829	98,243	(26,413)			(26,413)		71,829		44,120	44,120	1,269		
..29476L-10-7	EQUITY RESIDENTIAL EQUITY		09/20/2023	VARIOUS	520,000	33,879		39,742	30,680	9,062			9,062		39,742		(5,863)	(5,863)	1,014		
..297178-10-5	ESSEX PROPERTY TRUST INC EQUITY		09/20/2023	VARIOUS	143,000	33,093		40,399	30,302	10,097			10,097		40,399		(7,306)	(7,306)	975		
..29786A-10-6	ETSY INC EQUITY		07/11/2023	MORGAN STANLEY & CO INTERNATIONAL PLC	206,000	19,303		24,478	24,677	(199)			(199)		24,478		(5,175)	(5,175)			
..30034W-10-6	EVERGY INC EQUITY		07/11/2023	MORGAN STANLEY & CO INTERNATIONAL PLC	302,000	17,794		17,464	18,990	(1,526)			(1,526)		17,464		331	331	370		
..30040W-10-8	EVERSOURCE ENERGY EQUITY		09/20/2023	VARIOUS	538,000	36,249		38,557	45,111	(6,554)			(6,554)		38,557		(2,308)	(2,308)	726		
..30161N-10-1	EXELON CORP EQUITY		09/20/2023	VARIOUS	1,771,000	73,159		41,435	65,824	(34,610)			(34,610)		41,435		31,725	31,725	1,381		
..30212P-30-3	EXPEDIA GROUP INC EQUITY		09/20/2023	VARIOUS	296,000	32,831		16,656	25,921	(9,265)			(9,265)		16,656		16,175	16,175			
..302130-10-9	EXPEDITORS INTERNATIONAL OF WASHI EQUITY		09/20/2023	VARIOUS	343,000	40,971		22,780	35,634	(12,854)			(12,854)		22,780		18,191	18,191	237		
..30225T-10-2	EXTRA SPACE STORAGE INC EQUITY		09/20/2023	VARIOUS	274,000	37,825		35,024	17,361	(5,125)			(5,125)		35,024		2,801	2,801	477		
..30231G-10-2	EXXON MOBIL CORP EQUITY		09/20/2023	VARIOUS	7,089,000	785,678		268,886	781,988	(513,102)			(513,102)		268,886		516,792	516,792	15,910		
..302491-30-3	FMC CORP EQUITY		09/20/2023	VARIOUS	389,000	31,881		30,757	48,547	(17,790)			(17,790)		30,757		1,124	1,124	677		
..30303M-10-2	META PLATFORMS INC EQUITY		09/20/2023	VARIOUS	3,828,000	1,144,240		516,106	451,155	41,227			41,227		516,106		628,134	628,134			
..303075-10-5	FACTSET RESEARCH SYSTEMS INC EQUITY		09/20/2023	VARIOUS	80,000	32,863		37,850	32,104	5,746			5,746		37,850		(4,987)	(4,987)	184		
..303250-10-4	FAIR ISAAC CORP EQUITY		09/20/2023	VARIOUS	48,000	40,712		31,437							31,437		9,275	9,275			
..311900-10-4	FASTENAL CO EQUITY		09/20/2023	VARIOUS	969,000	55,126		34,185	45,834	(11,649)			(11,649)		34,185		20,941	20,941	828		
..313745-10-1	FEDERAL REALTY INVESTMENT TRUST EQUITY		09/20/2023	MERRILL LYNCH PIERCE FENNER & SMITH INC	154,000	15,026		11,470	15,559	(4,089)			(4,089)		11,470		3,556	3,556	499		
..31428X-10-6	FEDEX CORP EQUITY		09/20/2023	VARIOUS	406,000	103,480		49,138	70,315	(21,177)			(21,177)		49,138		54,342	54,342	1,445		
..315616-10-2	F5 INC EQUITY		09/20/2023	MERRILL LYNCH PIERCE FENNER & SMITH INC	93,000	14,946		10,815	13,339	(2,524)			(2,524)		10,815		4,131	4,131			
..31620M-10-6	FIDELITY NATIONAL INFORMATION SER EQUITY		09/20/2023	VARIOUS	1,028,000	60,420		55,831	69,740	49,444		63,353	(13,909)		55,831		4,589	4,589	1,305		
..316773-10-0	FIFTH THIRD BANCORP EQUITY		09/20/2023	VARIOUS	1,210,000	32,596		17,969	39,688	(21,720)			(21,720)		17,969		14,628	14,628	1,198		
..336433-10-7	FIRST SOLAR INC EQUITY		07/11/2023	MORGAN STANLEY & CO INTERNATIONAL PLC	92,000	17,444		14,267	13,774	493			493		14,267		3,177	3,177			
..337738-10-8	FISERV INC EQUITY		09/20/2023	VARIOUS	1,152,000	142,589		106,171	116,421	(10,251)			(10,251)		106,171		36,418	36,418			
..337932-10-7	FIRSTENERGY CORP EQUITY		09/20/2023	VARIOUS	1,152,000	43,437		48,427	48,326	101			101		48,427		(4,990)	(4,990)	1,128		
..339041-10-5	FLEETCOR TECHNOLOGIES INC EQUITY		09/20/2023	VARIOUS	135,000	35,881		35,229	24,791	10,438			10,438		35,229		652	652			
..345370-86-0	FORD MOTOR CO EQUITY		09/20/2023	VARIOUS	6,374,000	88,366		30,850	74,130	(43,279)			(43,279)		30,850		57,516	57,516	6,508		
..34959E-10-9	FORTINET INC EQUITY		09/20/2023	VARIOUS	1,106,000	77,437		20,666	54,061	(33,395)			(33,395)		20,666		56,771	56,771			

E05.14

STATEMENT AS OF SEPTEMBER 30, 2023 OF THE FARMERS INSURANCE EXCHANGE

SCHEDULE D - PART 4

Show All Long-Term Bonds and Stock Sold, Redeemed or Otherwise Disposed of During the Current Quarter

1	2	3	4	5	6	7	8	9	10	Change In Book/Adjusted Carrying Value					16	17	18	19	20	21	22
										11	12	13	14	15							
CUSIP Identification	Description	Foreign	Disposal Date	Name of Purchaser	Number of Shares of Stock	Consideration	Par Value	Actual Cost	Prior Year Book/Adjusted Carrying Value	Unrealized Valuation Increase/(Decrease)	Current Year's (Amortization)/Accretion	Current Year's Other Than Temporary Impairment Recognized	Total Change in Book/Adjusted Carrying Value (11 + 12 - 13)	Total Foreign Exchange Change in Book /Adjusted Carrying Value	Book/Adjusted Carrying Value at Disposal Date	Foreign Exchange Gain (Loss) on Disposal	Realized Gain (Loss) on Disposal	Total Gain (Loss) on Disposal	Bond Interest/Stock Dividends Received During Year	Stated Contractual Maturity Date	NAIC Designation, NAIC Designation Modifier and SVO Administrative Symbol
..34959J-10-8	FORTIVE CORP EQUITY		09/20/2023	VARIOUS	596.000	44,585		40,757	38,287	2,470			2,470		40,757		3,829	3,829	103		
..34965K-10-7	FORTREA HOLDINGS INC EQUITY		07/07/2023	RBC CAPITAL MARKETS LLC	520.000	16,814		8,340							8,340		8,474	8,474			
..35137L-10-5	FOX CORP EQUITY		09/20/2023	VARIOUS	1,052.000	34,268		33,496	16,662	371			371		33,496		772	772	259		
..35137L-20-4	FOX CORP EQUITY		07/11/2023	MORGAN STANLEY & CO INTERNATIONAL PLC	661.000	20,949		15,117	18,799	(3,682)			(3,682)		15,117		5,832	5,832	165		
..354613-10-1	FRANKLIN RESOURCES INC EQUITY		09/20/2023	MERRILL LYNCH PIERCE FENNER & SMITH INC	570.000	14,764		9,513	15,037	(5,523)			(5,523)		9,513		5,251	5,251	513		
..35671D-85-7	FREEMONT-MCMORAN INC EQUITY		09/20/2023	VARIOUS	2,330.000	91,363		15,704	88,517	(72,813)			(72,813)		15,704		75,658	75,658	867		
..36266G-10-7	GE HEALTHCARE TECHNOLOGIES INC EQUITY		09/20/2023	VARIOUS	664.000	49,044		44,630	29,623						44,630		4,413	4,413	23		
..363576-10-9	ARTHUR J GALLAGHER & CO EQUITY		09/20/2023	VARIOUS	312.000	70,513		24,432	58,849	(34,418)			(34,418)		24,432		46,081	46,081	431		
..366651-10-7	GARTNER INC EQUITY		09/20/2023	VARIOUS	132.000	46,963		20,777	44,388	(23,610)			(23,610)		20,777		26,186	26,186			
..368736-10-4	GENERAC HOLDINGS INC EQUITY		09/20/2023	MERRILL LYNCH PIERCE FENNER & SMITH INC	136.000	14,989		13,688	13,688						13,688		1,300	1,300			
..369550-10-8	GENERAL DYNAMICS CORP EQUITY		09/20/2023	VARIOUS	370.000	81,701		46,140	91,801	(45,660)			(45,660)		46,140		35,560	35,560	1,443		
..369604-30-1	GENERAL ELECTRIC CO EQUITY		09/20/2023	VARIOUS	1,788.000	201,928		108,494	112,732	(4,238)			(4,238)		108,494		93,434	93,434	435		
..370334-10-4	GENERAL MILLS INC EQUITY		09/20/2023	VARIOUS	1,037.000	73,429		53,382	86,942	(33,560)			(33,560)		53,382		20,047	20,047	1,732		
..37045V-10-0	GENERAL MOTORS CO EQUITY		09/20/2023	VARIOUS	2,647.000	98,164		79,188	89,019	(9,830)			(9,830)		79,188		18,975	18,975	578		
..372460-10-5	GENUINE PARTS CO EQUITY		09/20/2023	VARIOUS	236.000	37,639		24,201	40,944	(16,742)			(16,742)		24,201		13,438	13,438	660		
..375558-10-3	GILEAD SCIENCES INC EQUITY		09/20/2023	VARIOUS	2,033.000	154,440		132,242	174,492	(42,251)			(42,251)		132,242		22,198	22,198	3,789		
..37940X-10-2	GLOBAL PAYMENTS INC EQUITY		09/20/2023	VARIOUS	527.000	60,144		20,033	52,342	(32,309)			(32,309)		20,033		40,111	40,111	317		
..37959E-10-2	GLOBE LIFE INC EQUITY		07/11/2023	MORGAN STANLEY & CO INTERNATIONAL PLC	157.000	17,631		13,328	18,926	(5,598)			(5,598)		13,328		4,303	4,303	103		
..38141G-10-4	GOLDMAN SACHS GROUP INC/THE EQUITY		09/20/2023	VARIOUS	599.000	196,472		87,322	205,679	(118,357)			(118,357)		87,322		109,150	109,150	3,738		
..384802-10-4	III GRAINGER INC EQUITY		09/20/2023	VARIOUS	67.000	49,547		18,895	37,269	(18,374)			(18,374)		18,895		30,652	30,652	303		
..40412C-10-1	HCA HEALTHCARE INC EQUITY		09/20/2023	VARIOUS	372.000	102,456		35,789	89,284	(53,495)			(53,495)		35,789		66,667	66,667	553		
..40434L-10-5	HP INC EQUITY		09/20/2023	VARIOUS	1,620.000	49,889		32,331	43,529	(11,198)			(11,198)		32,331		17,558	17,558	1,276		
..406216-10-1	HALLIBURTON CO EQUITY		09/20/2023	VARIOUS	1,430.000	56,353		9,781	56,256	(46,475)			(46,475)		9,781		46,572	46,572	573		
..416515-10-4	HARTFORD FINANCIAL SERVICES GROUP EQUITY		09/20/2023	VARIOUS	602.000	44,243		31,495	45,650	(14,155)			(14,155)		31,495		12,748	12,748	768		
..418056-10-7	HASBRO INC EQUITY		09/20/2023	MERRILL LYNCH PIERCE FENNER & SMITH INC	226.000	15,063		20,422	13,781	6,641			6,641		20,422		(5,359)	(5,359)	475		
..42250P-10-3	HEALTHPEAK PROPERTIES INC EQUITY		09/20/2023	MERRILL LYNCH PIERCE FENNER & SMITH INC	761.000	15,138		22,668	19,063	3,605			3,605		22,668		(7,530)	(7,530)	685		
..426281-10-1	JACK HENRY & ASSOCIATES INC EQUITY		07/11/2023	MORGAN STANLEY & CO INTERNATIONAL PLC	108.000	17,801		16,099	18,955	(2,856)			(2,856)		16,099		1,701	1,701	112		
..427866-10-8	HERSHEY CO/THE EQUITY		09/20/2023	VARIOUS	300.000	69,165		46,067	51,175	(23,581)			(23,581)		46,067		23,098	23,098	749		
..42809H-10-7	HESS CORP EQUITY		09/20/2023	VARIOUS	438.000	64,704		14,568	62,117	(47,549)			(47,549)		14,568		50,136	50,136	479		
..42824C-10-9	HEWLETT PACKARD ENTERPRISE CO EQUITY		09/20/2023	VARIOUS	2,130.000	36,668		33,691	33,952	(261)			(261)		33,691		2,977	2,977	767		
..43300A-20-3	HILTON WORLDWIDE HOLDINGS INC EQUITY		09/20/2023	VARIOUS	502.000	76,508		43,673	63,433	(19,760)			(19,760)		43,673		32,835	32,835	184		
..436440-10-1	HOLOGIC INC EQUITY		09/20/2023	VARIOUS	430.000	32,424		17,486	32,168	(14,682)			(14,682)		17,486		14,937	14,937			
..437076-10-2	HOME DEPOT INC/THE EQUITY		09/20/2023	VARIOUS	1,760.000	549,759		358,525	555,914	(197,388)			(197,388)		358,525		191,234	191,234	9,048		
..438516-10-6	HONEYWELL INTERNATIONAL INC EQUITY		09/20/2023	VARIOUS	1,151.000	232,735		199,857	246,395	(46,538)			(46,538)		199,857		32,879	32,879	2,912		
..440452-10-0	HORMEL FOODS CORP EQUITY		09/20/2023	MERRILL LYNCH PIERCE FENNER & SMITH INC	424.000	16,444		14,275	19,309	(5,034)			(5,034)		14,275		2,169	2,169	350		
..44107P-10-4	HOST HOTELS & RESORTS INC EQUITY		09/20/2023	VARIOUS	1,894.000	32,269		25,107	19,088	(5,667)			(5,667)		25,107		7,162	7,162	702		
..443201-10-8	HOWMET AEROSPACE INC EQUITY		09/20/2023	VARIOUS	676.000	32,953		11,959	26,648	(14,689)			(14,689)		11,959		20,995	20,995	67		
..444859-10-2	HUMANA INC EQUITY		09/20/2023	VARIOUS	211.000	97,054		56,455	108,072	(51,617)			(51,617)		56,455		40,599	40,599	540		
..445658-10-7	JB HUNT TRANSPORT SERVICES INC EQUITY		09/20/2023	VARIOUS	174.000	32,893		18,487	30,332	(11,845)			(11,845)		18,487		14,406	14,406	179		

EO5.15

STATEMENT AS OF SEPTEMBER 30, 2023 OF THE FARMERS INSURANCE EXCHANGE

SCHEDULE D - PART 4

Show All Long-Term Bonds and Stock Sold, Redeemed or Otherwise Disposed of During the Current Quarter

1	2	3	4	5	6	7	8	9	10	Change In Book/Adjusted Carrying Value					16	17	18	19	20	21	22
										11	12	13	14	15							
CUSIP Identification	Description	For-foreign	Disposal Date	Name of Purchaser	Number of Shares of Stock	Consideration	Par Value	Actual Cost	Prior Year Book/Adjusted Carrying Value	Unrealized Valuation Increase/(Decrease)	Current Year's (Amortization)/Accretion	Current Year's Other Than Temporary Impairment Recognized	Total Change in Book/Adjusted Carrying Value (11 + 12 - 13)	Total Foreign Exchange Change in Book /Adjusted Carrying Value	Book/Adjusted Carrying Value at Disposal Date	Foreign Exchange Gain (Loss) on Disposal	Realized Gain (Loss) on Disposal	Total Gain (Loss) on Disposal	Bond Interest/Stock Dividends Received During Year	Stated Contractual Maturity Date	NAIC Designation, NAIC Designation Modifier and SVO Administrative Symbol
..446150-10-4	HUNTINGTON BANCSHARES INC/OH EQUITY		09/20/2023	VARIOUS	3,019,000	32,532		24,756	42,538	(17,782)			(17,782)		24,756		7,776	7,776	1,404		
..446413-10-6	HUNTINGTON INGALLS INDUSTRIES INC EQUITY		09/20/2023	MERRILL LYNCH PIERCE	71,000	14,596		14,160	16,377	(2,217)			(2,217)		14,160		435	435	264		
..45167R-10-4	IDEX CORP EQUITY		09/20/2023	VARIOUS	153,000	32,654		24,806	34,933	(10,127)			(10,127)		24,806		7,849	7,849	235		
..45168D-10-4	IDEX LABORATORIES INC EQUITY		09/20/2023	VARIOUS	136,000	66,267		31,553	55,461	(23,908)			(23,908)		31,553		34,714	34,714			
..452308-10-9	ILLINOIS TOOL WORKS INC EQUITY		09/20/2023	VARIOUS	494,000	120,890		76,885	108,823	(31,938)			(31,938)		76,885		44,005	44,005	1,941		
..452327-10-9	ILLUMINA INC EQUITY		09/20/2023	VARIOUS	244,000	39,192		76,130	49,308	26,822			26,822		76,130		(36,938)	(36,938)			
..45337C-10-2	INCYTE CORP EQUITY		07/11/2023	MORGAN STANLEY & CO	281,000	17,656		20,737	22,567	(1,830)			(1,830)		20,737		(3,081)	(3,081)			
..45687V-10-6	INGERSOLL RAND INC EQUITY		09/20/2023	VARIOUS	655,000	42,989		20,193	34,230	(14,037)			(14,037)		20,193		22,796	22,796	33		
..45784P-10-1	INSULET CORP EQUITY		09/20/2023	VARIOUS	150,000	32,011		46,917						46,917		(14,906)	(14,906)				
..458140-10-0	INTEL CORP EQUITY		09/20/2023	VARIOUS	7,069,000	239,755		199,570	174,583	8,220			8,220		199,570		40,184	40,184	3,635		
..45866F-10-4	INTERCONTINENTAL EXCHANGE INC EQUITY		09/20/2023	VARIOUS	821,000	94,284		66,795	84,251	(17,457)			(17,457)		66,795		27,489	27,489	851		
..459200-10-1	INTERNATIONAL BUSINESS MACHINES C EQUITY		09/20/2023	VARIOUS	1,477,000	209,251		199,179	208,080	(8,901)			(8,901)		199,179		10,072	10,072	6,043		
..459506-10-1	INTERNATIONAL FLAVORS & FRAGRANCE EQUITY		09/20/2023	VARIOUS	443,000	33,324		47,363	46,444	919			919		47,363		(14,039)	(14,039)	1,076		
..460146-10-3	INTERNATIONAL PAPER CO EQUITY		07/11/2023	MORGAN STANLEY & CO	561,000	17,779		24,713	19,422	5,291			5,291		24,713		(6,933)	(6,933)	519		
..460690-10-0	INTERPUBLIC GROUP OF COS INC/THE EQUITY		09/20/2023	FENNER & SMITH INC	522,000	15,562		10,668	17,383	(6,714)			(6,714)		10,668		4,894	4,894	485		
..461202-10-3	INTUIT INC EQUITY		09/20/2023	VARIOUS	482,000	236,554		108,803	178,171	(80,289)			(80,289)		108,803		127,751	127,751	1,090		
..46120E-60-2	INTUITIVE SURGICAL INC EQUITY		09/20/2023	VARIOUS	648,000	207,148		114,254	158,071	(56,624)			(56,624)		114,254		92,894	92,894			
..46187W-10-7	INVITATION HOMES INC EQUITY		09/20/2023	VARIOUS	933,000	32,328		34,390	27,645	6,746			6,746		34,390		(2,063)	(2,063)	597		
..46266C-10-5	IQVIA HOLDINGS INC EQUITY		09/20/2023	VARIOUS	327,000	68,981		46,270	66,963	(20,693)			(20,693)		46,270		22,712	22,712			
..46284V-10-1	IRON MOUNTAIN INC EQUITY		09/20/2023	VARIOUS	696,000	41,897		27,233	23,923	(8,329)			(8,329)		27,233		14,664	14,664	1,158		
..46625H-10-0	JPMORGAN CHASE & CO EQUITY		09/20/2023	VARIOUS	5,001,000	739,259		526,502	670,684	(144,182)			(144,182)		526,502		212,757	212,757	15,003		
..46982L-10-8	JACOBS SOLUTIONS INC EQUITY		09/20/2023	VARIOUS	256,000	32,932		9,969	30,733	(20,764)			(20,764)		9,969		22,963	22,963	162		
..478160-10-4	JOHNSON & JOHNSON EQUITY		09/20/2023	VARIOUS	4,906,000	790,262		615,607	786,553	(170,946)			(170,946)		615,607		174,655	174,655	13,646		
..48203R-10-4	JUNIPER NETWORKS INC EQUITY		07/11/2023	MORGAN STANLEY & CO	563,000	17,708		15,639	17,993	(2,355)			(2,355)		15,639		2,069	2,069	248		
..482480-10-0	KLA CORP EQUITY		09/20/2023	VARIOUS	236,000	107,639		23,283	88,967	(65,684)			(65,684)		23,283		84,356	84,356	755		
..487836-10-8	KELLANOVA EQUITY		07/11/2023	MORGAN STANLEY & CO	261,000	17,605		15,740	18,594	(2,853)			(2,853)		15,740		1,865	1,865	308		
..49177J-10-2	KENVUE INC EQUITY		09/20/2023	FENNER & SMITH INC	1,259,000	26,291		232,509	238,133	(5,624)			(5,624)		232,509		(206,218)	(206,218)	617		
..49271V-10-0	KEURIG DR PEPPER INC EQUITY		09/20/2023	VARIOUS	1,512,000	49,390		53,736	53,842	(106)			(106)		53,736		(4,347)	(4,347)	907		
..493267-10-8	KEYCORP EQUITY		09/20/2023	VARIOUS	2,106,000	23,782		21,761	36,708	(14,947)			(14,947)		21,761		2,022	2,022	1,295		
..49338L-10-3	KEYSIGHT TECHNOLOGIES INC EQUITY		09/20/2023	VARIOUS	303,000	46,613		26,372	51,831	(25,459)			(25,459)		26,372		20,240	20,240			
..494368-10-3	KIMBERLY-CLARK CORP EQUITY		09/20/2023	VARIOUS	530,000	68,953		68,045	71,958	(3,913)			(3,913)		68,045		908	908	1,866		
..49446R-10-9	KIMCO REALTY CORP EQUITY		07/11/2023	MORGAN STANLEY & CO	885,000	17,941		8,531	18,735	(10,204)			(10,204)		8,531		9,410	9,410	407		
..49456B-10-1	KINDER MORGAN INC EQUITY		09/20/2023	VARIOUS	3,162,000	2,624		59,793	57,169	2,624			2,624		59,793		(5,957)	(5,957)	2,266		
..500754-10-6	KRAFT HEINZ CO/THE EQUITY		09/20/2023	VARIOUS	1,296,000	45,150		42,708	52,747	(10,039)			(10,039)		42,708		2,443	2,443	1,289		
..501044-10-1	KROGER CO/THE EQUITY		09/20/2023	VARIOUS	1,026,000	48,136		24,529	45,739	(21,210)			(21,210)		24,529		23,607	23,607	672		
..501889-20-8	LKO CORP EQUITY		07/11/2023	MORGAN STANLEY & CO	304,000	17,630		5,988	16,234	(10,246)			(10,246)		5,988		11,642	11,642	167		
..502431-10-9	L3HARRIS TECHNOLOGIES INC EQUITY		09/20/2023	VARIOUS	316,000	59,119		53,134	65,816	(12,683)			(12,683)		53,134		5,985	5,985	884		
..50540R-40-9	LABORATORY CORP OF AMERICA HOLDIN EQUITY		09/20/2023	VARIOUS	172,000	35,934		18,659	37,739	(19,080)			(19,080)		18,659		17,275	17,275	301		
..512807-10-8	LAM RESEARCH CORP EQUITY		09/20/2023	VARIOUS	242,000	149,836		50,200	101,691	(51,491)			(51,491)		50,200		99,636	99,636	1,252		
..513272-10-4	LAMB WESTON HOLDINGS INC EQUITY		09/20/2023	VARIOUS	307,000	32,055		25,449	19,480	(4,208)			(4,208)		25,449		6,606	6,606	164		

E05.16

STATEMENT AS OF SEPTEMBER 30, 2023 OF THE FARMERS INSURANCE EXCHANGE

SCHEDULE D - PART 4

Show All Long-Term Bonds and Stock Sold, Redeemed or Otherwise Disposed of During the Current Quarter

1	2	3	4	5	6	7	8	9	10	Change In Book/Adjusted Carrying Value					16	17	18	19	20	21	22
										11	12	13	14	15							
CUSIP Identification	Description	For- eign	Disposal Date	Name of Purchaser	Number of Shares of Stock	Consid- eration	Par Value	Actual Cost	Prior Year Book/ Adjusted Carrying Value	Unrealized Valuation Increase/ (Decrease)	Current Year's (Amor- tization)/ Accretion	Current Year's Other Than Temporary Impairment Recogn- ized	Total Change in Book/ Adjusted Carrying Value (11 + 12 - 13)	Total Foreign Exchange Change in Book /Adjusted Carrying Value	Book/ Adjusted Carrying Value at Disposal Date	Foreign Exchange Gain (Loss) on Disposal	Realized Gain (Loss) on Disposal	Total Gain (Loss) on Disposal	Bond Interest/ Stock Dividends Received During Year	Stated Con- tractual Maturity Date	NAIC Desig- nation, NAIC Desig- nation Modifier and SVO Admini- strative Symbol
..517834-10-7	LAS VEGAS SANDS CORP EQUITY		09/20/2023	VARIOUS	628.000	33,518		35,487	30,188	5,299			5,299		35,487		(1,969)	(1,969)	61		
..518439-10-4	ESTEE LAUDER COS INC/THE EQUITY		09/20/2023	VARIOUS	366.000	62,943		62,885	90,845	(27,960)			(27,960)		62,885		58	58	603		
..525327-10-2	LEIDOS HOLDINGS INC EQUITY		07/11/2023	MORGAN STANLEY & CO INTERNATIONAL PLC	199.000	17,811		16,698	20,931	(4,233)			(4,233)		16,698		1,113	1,113	143		
..526057-10-4	LENNAR CORP EQUITY		09/20/2023	VARIOUS	467.000	56,837		21,598	42,264	(20,666)			(20,666)		21,598		35,240	35,240	525		
..532457-10-8	ELI LILLY & CO EQUITY		09/20/2023	VARIOUS	1,370.000	684,267		211,862	468,160	(304,013)			(304,013)		211,862		472,404	472,404	3,541		
..534187-10-9	LINCOLN NATIONAL CORP EQUITY		09/15/2023	Citigroup Global Markets Inc.	700.000	18,221		18,396	21,497	(3,101)			(3,101)		18,396		(175)	(175)	945		
..538034-10-9	LIVE NATION ENTERTAINMENT INC EQUITY		09/20/2023	MERRILL LYNCH PIERCE FENNER & SMITH INC	179.000	14,587		10,498	12,482	(1,984)			(1,984)		10,498		4,089	4,089			
..539830-10-9	LOCKHEED MARTIN CORP EQUITY		09/20/2023	VARIOUS	425.000	191,205		141,668	206,805	(65,137)			(65,137)		141,668		49,537	49,537	3,081		
..540424-10-8	LOEWS CORP EQUITY		09/20/2023	VARIOUS	432.000	27,920		16,518	25,194	(8,677)			(8,677)		16,518		11,403	11,403	81		
..548661-10-7	LOWE'S COS INC EQUITY		09/20/2023	VARIOUS	1,122.000	250,501		126,951	223,559	(96,607)			(96,607)		126,951		123,549	123,549	2,896		
..55261F-10-4	M&T BANK CORP EQUITY		09/20/2023	VARIOUS	336.000	43,546		41,239	48,730	(7,491)			(7,491)		41,239		2,307	2,307	1,040		
..552953-10-1	MGM RESORTS INTERNATIONAL EQUITY		09/20/2023	VARIOUS	848.000	36,623		10,006	28,425	(18,419)			(18,419)		10,006		26,616	26,616			
..55354G-10-0	MSCI INC EQUITY		09/20/2023	VARIOUS	137.000	69,863		30,878	63,774	(32,895)			(32,895)		30,878		38,985	38,985	469		
..565849-10-6	MARATHON OIL CORP EQUITY		09/20/2023	VARIOUS	1,544.000	38,562		5,080	41,781	(36,701)			(36,701)		5,080		33,482	33,482	364		
..56585A-10-2	MARATHON PETROLEUM CORP EQUITY		09/20/2023	VARIOUS	823.000	112,806		28,596	95,797	(67,202)			(67,202)		28,596		84,211	84,211	1,554		
..57060D-10-8	MARKETAXESS HOLDINGS INC EQUITY		09/20/2023	MERRILL LYNCH PIERCE FENNER & SMITH INC	66.000	14,735		21,214	18,398	2,816			2,816		21,214		(6,479)	(6,479)	143		
..571748-10-2	MARSH & MCLENNAN COS INC EQUITY		09/20/2023	VARIOUS	834.000	159,905		78,644	138,052	(59,408)			(59,408)		78,644		81,261	81,261	1,255		
..571903-20-2	MARRIOTT INTERNATIONAL INC/MD EQUITY		09/20/2023	VARIOUS	530.000	103,350		39,633	78,896	(39,262)			(39,262)		39,633		63,716	63,716	608		
..573284-10-6	MARTIN MARIETTA MATERIALS INC EQUITY		09/20/2023	VARIOUS	109.000	47,589		24,188	36,817	(12,629)			(12,629)		24,188		23,401	23,401	180		
..574589-10-6	MASCO CORP EQUITY		09/20/2023	VARIOUS	581.000	32,693		22,698	27,109	(4,411)			(4,411)		22,698		9,994	9,994	408		
..57636Q-10-4	MASTERCARD INC EQUITY		09/20/2023	VARIOUS	1,471.000	593,658		373,998	511,526	(137,527)			(137,527)		373,998		219,660	219,660	2,515		
..57667L-10-7	MATCH GROUP INC EQUITY		07/11/2023	MORGAN STANLEY & CO INTERNATIONAL PLC	408.000	18,300		28,438	16,928	11,510			11,510		28,438		(10,138)	(10,138)			
..57978Q-20-6	MCCORMICK & CO INC/MD EQUITY		09/20/2023	VARIOUS	402.000	32,614		15,123	33,314	(18,191)			(18,191)		15,123		17,491	17,491	470		
..580135-10-1	MCDONALD'S CORP EQUITY		09/20/2023	VARIOUS	1,218.000	348,931		240,649	320,931	(80,281)			(80,281)		240,649		108,282	108,282	4,574		
..58155Q-10-3	MCKESSON CORP EQUITY		09/20/2023	VARIOUS	276.000	117,033		32,915	103,533	(70,618)			(70,618)		32,915		84,118	84,118	447		
..58933Y-10-5	MERCK & CO INC EQUITY		09/20/2023	VARIOUS	4,355.000	470,598		340,137	469,276	(142,804)			(142,804)		340,137		130,462	130,462	9,094		
..59156R-10-8	METLIFE INC EQUITY		09/20/2023	VARIOUS	1,348.000	83,557		62,193	97,541	(35,348)			(35,348)		62,193		21,364	21,364	1,657		
..592688-10-5	METTLER-TOLEDO INTERNATIONAL INC EQUITY		09/20/2023	VARIOUS	41.000	49,924		30,064	59,186	(29,121)			(29,121)		30,064		19,860	19,860			
..594918-10-4	MICROSOFT CORP EQUITY		09/20/2023	VARIOUS	12,851.000	4,203,646		1,528,767	3,004,465	(1,575,250)			(1,575,250)		1,528,767		2,674,879	2,674,879	21,092		
..595017-10-4	MICROCHIP TECHNOLOGY INC EQUITY		09/20/2023	VARIOUS	930.000	77,154		46,452	65,323	(18,871)			(18,871)		46,452		30,701	30,701	866		
..595112-10-3	MICRON TECHNOLOGY INC EQUITY		09/20/2023	VARIOUS	1,857.000	123,277		78,101	92,813	(14,712)			(14,712)		78,101		45,176	45,176	641		
..59522J-10-3	MID-AMERICA APARTMENT COMMUNITIES EQUITY		09/20/2023	VARIOUS	224.000	32,781		24,510	35,166	(10,656)			(10,656)		24,510		8,272	8,272	781		
..60770K-10-7	MODERNA INC EQUITY		09/20/2023	VARIOUS	609.000	69,834		86,977	109,322	(22,344)			(22,344)		86,977		(17,144)	(17,144)			
..60855R-10-0	MOLINA HEALTHCARE INC EQUITY		09/20/2023	VARIOUS	105.000	33,108		32,605	34,672	(2,067)			(2,067)		32,605		503	503			
..60871R-20-9	MOLSON COORS BEVERAGE CO EQUITY		09/20/2023	MERRILL LYNCH PIERCE FENNER & SMITH INC	231.000	14,960		8,995	11,901	(2,906)			(2,906)		8,995		5,965	5,965	284		
..609207-10-5	MONDELEZ INTERNATIONAL INC EQUITY		09/20/2023	VARIOUS	2,285.000	162,775		116,209	152,250	(36,040)			(36,040)		116,209		46,566	46,566	2,639		
..609839-10-5	MONOLITHIC POWER SYSTEMS INC EQUITY		09/20/2023	VARIOUS	76.000	37,376		30,985	19,094	1,678			1,678		30,985		6,390	6,390	149		
..61174X-10-9	MONSTER BEVERAGE CORP EQUITY		09/20/2023	VARIOUS	1,378.000	76,668		45,653	61,820	(25,519)			(25,519)		45,653		31,015	31,015			
..615369-10-5	MOODY'S CORP EQUITY		09/20/2023	VARIOUS	267.000	90,170		52,500	74,862	(21,863)			(21,863)		52,500		37,671	37,671	504		
..617446-44-8	MORGAN STANLEY EQUITY		09/20/2023	VARIOUS	2,420.000	208,200		113,111	205,724	(92,613)			(92,613)		113,111		95,089	95,089	4,708		
..61945C-10-3	MOSAIC CO/THE EQUITY		09/20/2023	VARIOUS	878.000	32,289		9,482	38,509	(29,027)			(29,027)		9,482		22,807	22,807	649		

EO5.17

STATEMENT AS OF SEPTEMBER 30, 2023 OF THE FARMERS INSURANCE EXCHANGE

SCHEDULE D - PART 4

Show All Long-Term Bonds and Stock Sold, Redeemed or Otherwise Disposed of During the Current Quarter

1	2	3	4	5	6	7	8	9	10	Change In Book/Adjusted Carrying Value					16	17	18	19	20	21	22
										11	12	13	14	15							
CUSIP Identification	Description	Foreign	Disposal Date	Name of Purchaser	Number of Shares of Stock	Consideration	Par Value	Actual Cost	Prior Year Book/Adjusted Carrying Value	Unrealized Valuation Increase/(Decrease)	Current Year's (Amortization)/Accretion	Current Year's Other Than Temporary Impairment Recognized	Total Change in Book/Adjusted Carrying Value (11 + 12 - 13)	Total Foreign Exchange Change in Book /Adjusted Carrying Value	Book/Adjusted Carrying Value at Disposal Date	Foreign Exchange Gain (Loss) on Disposal	Realized Gain (Loss) on Disposal	Total Gain (Loss) on Disposal	Bond Interest/Stock Dividends Received During Year	Stated Contractual Maturity Date	NAIC Designation, NAIC Designation Modifier and SVO Administrative Symbol
..620076-30-7	MOTOROLA SOLUTIONS INC EQUITY		09/20/2023	VARIOUS	270.000	78,594		39,128	69,566	(30,438)			(30,438)		39,128		39,466	39,466		713	
..629377-50-8	MNR ENERGY INC EQUITY		09/15/2023	Citigroup Global Markets Inc.	271.000	10,596		6,390	8,623	(2,234)			(2,234)		6,390		4,207	4,207		307	
..62944T-10-5	NVR INC EQUITY		09/20/2023	VARIOUS	8.000	49,420		28,600	36,901	(8,301)			(8,301)		28,600		20,820	20,820			
..631103-10-8	NASDAQ INC EQUITY		09/20/2023	VARIOUS	648.000	32,458		19,917	39,748	(19,832)			(19,832)		19,917		12,541	12,541		336	
..64110D-10-4	NETAPP INC EQUITY		09/20/2023	VARIOUS	422.000	32,708		10,377	25,333	(14,956)			(14,956)		10,377		22,331	22,331		633	
..64110L-10-6	NETFLIX INC EQUITY		09/20/2023	VARIOUS	750.000	311,227		246,681	221,145	25,536			25,536		246,681		64,546	64,546			
..651229-10-6	NEWELL BRANDS INC EQUITY		09/15/2023	Citigroup Global Markets Inc.	1,427.000	13,542		20,531	18,637	1,894			1,894		20,531		(6,989)	(6,989)		528	
..651639-10-6	NEWMONT CORP EQUITY		09/20/2023	VARIOUS	1,264.000	53,216		39,269	59,661	(20,391)			(20,391)		39,269		13,947	13,947		1,268	
..65249B-10-9	NEWS CORP EQUITY		09/20/2023	MERRILL LYNCH PIERCE FENNER & SMITH INC	747.000	14,688		12,348	13,588	(1,240)			(1,240)		12,348		2,340	2,340		75	
..65249B-20-8	NEWS CORP EQUITY		07/11/2023	MORGAN STANLEY & CO INTERNATIONAL PLC	915.000	18,366		11,435	16,873	(5,437)			(5,437)		11,435		6,931	6,931		92	
..65339F-10-1	NEXTERA ENERGY INC EQUITY		09/20/2023	VARIOUS	3,472.000	242,930		131,257	265,701	(156,591)			(156,591)		131,257		111,672	111,672		3,715	
..654106-10-3	NIKE INC EQUITY		09/20/2023	VARIOUS	2,165.000	219,278		190,168	253,348	(63,180)			(63,180)		190,168		29,110	29,110		1,472	
..65473P-10-5	NISOURCE INC EQUITY		09/20/2023	MERRILL LYNCH PIERCE FENNER & SMITH INC	540.000	14,894		15,005	14,807	198			198		15,005		(111)	(111)		405	
..655663-10-2	NORDSON CORP EQUITY		09/20/2023	VARIOUS	137.000	32,732		30,829	21,623	(1,411)			(1,411)		30,829		1,903	1,903		190	
..655844-10-8	NORFOLK SOUTHERN CORP EQUITY		09/20/2023	VARIOUS	425.000	93,633		56,940	104,686	(47,746)			(47,746)		56,940		36,692	36,692		1,399	
..665859-10-4	NORTHERN TRUST CORP EQUITY		07/11/2023	MORGAN STANLEY & CO INTERNATIONAL PLC	237.000	17,723		15,423	20,970	(5,547)			(5,547)		15,423		2,300	2,300		533	
..666807-10-2	NORTHROP GRUMMAN CORP EQUITY		09/20/2023	VARIOUS	246.000	111,079		71,320	134,299	(62,979)			(62,979)		71,320		39,759	39,759		1,091	
..668771-10-8	GEN DIGITAL INC EQUITY		09/20/2023	VARIOUS	1,319.000	25,194		26,544	28,253	(1,709)			(1,709)		26,544		(1,350)	(1,350)		495	
..670346-10-5	NJCOR CORP EQUITY		09/20/2023	VARIOUS	492.000	80,216		26,316	64,860	(38,545)			(38,545)		26,316		53,900	53,900		753	
..67066G-10-4	NVIDIA CORP EQUITY		09/20/2023	VARIOUS	4,251.000	1,799,380		238,646	604,623	(414,645)			(414,645)		238,646		1,560,733	1,560,733		408	
..67103H-10-7	O'REILLY AUTOMOTIVE INC EQUITY		09/20/2023	VARIOUS	105.000	100,571		39,751	88,608	(48,858)			(48,858)		39,751		60,820	60,820			
..674599-10-5	OCCIDENTAL PETROLEUM CORP EQUITY		09/20/2023	VARIOUS	1,558.000	97,676		17,369	98,123	(80,754)			(80,754)		17,369		80,307	80,307		763	
..679580-10-0	OLD DOMINION FREIGHT LINE INC EQUITY		09/20/2023	VARIOUS	155.000	60,702		19,046	43,944	(24,898)			(24,898)		19,046		41,656	41,656		152	
..681919-10-6	QMINICOM GROUP INC EQUITY		09/20/2023	VARIOUS	392.000	33,599		31,375	31,975	(601)			(601)		31,375		2,224	2,224		823	
..682189-10-5	ON SEMICONDUCTOR CORP EQUITY		09/20/2023	VARIOUS	701.000	66,466		36,774	43,721	(6,947)			(6,947)		36,774		29,691	29,691			
..682680-10-3	ONEOK INC EQUITY		09/20/2023	VARIOUS	694.000	45,215		15,129	45,596	(30,467)			(30,467)		15,129		30,086	30,086		1,654	
..68389X-10-5	ORACLE CORP EQUITY		09/20/2023	VARIOUS	2,687.000	306,149		160,231	203,533	(65,742)			(65,742)		160,231		145,919	145,919		3,053	
..68890Z-10-7	OTIS WORLDWIDE CORP EQUITY		09/20/2023	VARIOUS	731.000	61,997		50,292	57,237	(6,945)			(6,945)		50,292		11,705	11,705		574	
..69331C-10-8	PG&E CORP EQUITY		09/20/2023	VARIOUS	2,996.000	52,467		45,690	20,894	(4,822)			(4,822)		45,690		6,778	6,778			
..693475-10-5	PNC FINANCIAL SERVICES GROUP INC/ EQUITY		09/20/2023	VARIOUS	720.000	90,295		59,754	113,753	(53,999)			(53,999)		59,754		30,540	30,540		2,631	
..693506-10-7	PPG INDUSTRIES INC EQUITY		09/20/2023	VARIOUS	378.000	53,140		44,418	47,526	(3,108)			(3,108)		44,418		8,722	8,722		593	
..69351T-10-6	PPL CORP EQUITY		09/20/2023	VARIOUS	1,252.000	32,553		35,757	36,583	(826)			(826)		35,757		(3,205)	(3,205)		883	
..69370C-10-0	PTC INC EQUITY		09/20/2023	VARIOUS	230.000	32,612		32,327	15,117	2,498			2,498		32,327		285	285			
..693718-10-8	PACCAR INC EQUITY		09/20/2023	VARIOUS	843.000	72,247		60,424	83,423	(22,999)			(22,999)		60,424		11,823	11,823		2,890	
..695156-10-9	PACKAGING CORP OF AMERICA EQUITY		07/11/2023	MORGAN STANLEY & CO INTERNATIONAL PLC	134.000	17,755		13,288	17,143	(3,854)			(3,854)		13,288		4,467	4,467		503	
..697435-10-5	PALO ALTO NETWORKS INC EQUITY		09/20/2023	VARIOUS	500.000	121,811		123,265							123,265		(1,454)	(1,454)			
..701094-10-4	PARKER-HANNIFIN CORP EQUITY		09/20/2023	VARIOUS	211.000	83,308		35,135	61,374	(26,238)			(26,238)		35,135		48,173	48,173		739	
..704326-10-7	PAYCHEX INC EQUITY		09/20/2023	VARIOUS	522.000	61,015		44,014	60,312	(16,298)			(16,298)		44,014		17,001	17,001		1,109	
..70432V-10-2	PAYCOM SOFTWARE INC EQUITY		07/11/2023	MORGAN STANLEY & CO INTERNATIONAL PLC	53.000	17,956		16,532	16,442	91			91		16,532		1,424	1,424		20	
..70450Y-10-3	PAYPAL HOLDINGS INC EQUITY		09/20/2023	VARIOUS	2,068.000	136,871		233,224	147,304	85,920			85,920		233,224		(96,353)	(96,353)			

EO5.18

STATEMENT AS OF SEPTEMBER 30, 2023 OF THE FARMERS INSURANCE EXCHANGE

SCHEDULE D - PART 4

Show All Long-Term Bonds and Stock Sold, Redeemed or Otherwise Disposed of During the Current Quarter

1	2	3	4	5	6	7	8	9	10	Change In Book/Adjusted Carrying Value					16	17	18	19	20	21	22
										11	12	13	14	15							
CUSIP Identification	Description	For- eign	Disposal Date	Name of Purchaser	Number of Shares of Stock	Consid- eration	Par Value	Actual Cost	Prior Year/ Adjusted Carrying Value	Unrealized Valuation Increase/ (Decrease)	Current Year's (Amor- tization)/ Accretion	Current Year's Other Than Temporary Impairment Recogn- ized	Total Change in Book/ Adjusted Carrying Value (11 + 12 - 13)	Total Foreign Exchange Change in Book /Adjusted Carrying Value	Book/ Adjusted Carrying Value at Disposal Date	Foreign Exchange Gain (Loss) on Disposal	Realized Gain (Loss) on Disposal	Total Gain (Loss) on Disposal	Bond Interest/ Stock Dividends Received During Year	Stated Con- tractual Maturity Date	NAIC Desig- nation, NAIC Desig- nation Modifier and SVO Admini- strative Symbol
..713448-10-8	PEPSICO INC EQUITY		09/20/2023	VARIOUS	2,364,000	428,843		310,169	416,556	(117,177)			(117,177)		310,169		118,674	118,674	9,501		
..714046-10-9	REVVITY INC EQUITY		07/11/2023	MORGAN STANLEY & CO INTERNATIONAL PLC	149,000	17,730		14,281	20,882	(6,601)			(6,601)		14,281		3,448	3,448	21		
..717081-10-3	PFIZER INC EQUITY		09/20/2023	VARIOUS	9,679,000	337,971		331,578	472,833	(159,402)			(159,402)		331,578		6,393	6,393	9,375		
..718172-10-9	PHILLIP MORRIS INTERNATIONAL INC EQUITY		09/20/2023	VARIOUS	2,666,000	261,771		233,239	259,782	(36,032)			(36,032)		233,239		28,532	28,532	9,903		
..718546-10-4	PHILLIPS 66 EQUITY		09/20/2023	VARIOUS	900,000	99,082		76,458	93,672	(17,214)			(17,214)		76,458		22,624	22,624	2,323		
..71880K-10-1	PHINIA INC EQUITY		07/07/2023	SCOTIA CAPITAL USA INC	288,000	9,703		4,404							4,404		5,298	5,298	14		
..723484-10-1	PINNACLE WEST CAPITAL CORP EQUITY		09/20/2023	VARIOUS	404,000	32,689		31,552	30,720	832			832		31,552		1,136	1,136	862		
..723787-10-7	PIONEER NATURAL RESOURCES CO EQUITY		09/20/2023	VARIOUS	410,000	90,353		42,752	93,640	(50,888)			(50,888)		42,752		47,601	47,601	3,999		
..73278L-10-5	POOL CORP EQUITY		09/20/2023	VARIOUS	90,000	32,895		29,522	27,209	2,313			2,313		29,522		3,374	3,374	236		
..74144T-10-8	T ROWE PRICE GROUP INC EQUITY		09/20/2023	VARIOUS	365,000	40,847		24,875	39,796	(14,921)			(14,921)		24,875		15,972	15,972	1,104		
..74251V-10-2	PRINCIPAL FINANCIAL GROUP INC EQUITY		09/20/2023	VARIOUS	446,000	34,674		18,554	37,415	(18,861)			(18,861)		18,554		16,121	16,121	697		
..742718-10-9	PROCTER & GAMBLE CO/THE EQUITY		09/20/2023	VARIOUS	4,094,000	616,121		409,700	604,996	(209,498)			(209,498)		409,700		206,422	206,422	9,227		
..743315-10-3	PROGRESSIVE CORP/THE EQUITY		09/20/2023	VARIOUS	922,000	126,618		31,071	119,602	(88,530)			(88,530)		31,071		95,547	95,547	277		
..74340W-10-3	PROLOGIS INC EQUITY		09/20/2023	VARIOUS	1,572,000	192,037		125,638	164,757	(52,731)			(52,731)		125,638		66,399	66,399	3,164		
..744320-10-2	PRUDENTIAL FINANCIAL INC EQUITY		09/20/2023	VARIOUS	641,000	60,885		45,511	63,741	(18,230)			(18,230)		45,511		15,374	15,374	1,956		
..744573-10-6	PUBLIC SERVICE ENTERPRISE GROUP I EQUITY		09/20/2023	VARIOUS	794,000	49,037		31,025	48,648	(17,624)			(17,624)		31,025		18,012	18,012	1,144		
..74460D-10-9	PUBLIC STORAGE EQUITY		09/20/2023	VARIOUS	259,000	73,336		59,964	72,538	(12,574)			(12,574)		59,964		13,372	13,372	1,914		
..745867-10-1	PULTEGROUP INC EQUITY		09/20/2023	VARIOUS	425,000	32,890		13,374	19,346	(5,972)			(5,972)		13,374		19,517	19,517	204		
..74736K-10-1	QORVO INC EQUITY		09/20/2023	MERRILL LYNCH PIERCE FENNER & SMITH INC	177,000	16,851		9,446	16,043	(6,597)			(6,597)		9,446		7,404	7,404			
..747525-10-3	QUALCOMM INC EQUITY		09/20/2023	VARIOUS	1,886,000	213,830		165,039	207,347	(42,308)			(42,308)		165,039		48,791	48,791	3,611		
..74762E-10-2	QUANTA SERVICES INC EQUITY		09/20/2023	VARIOUS	224,000	44,256		4,536	31,916	(27,380)			(27,380)		4,536		39,720	39,720	54		
..74834L-10-0	QUEST DIAGNOSTICS INC EQUITY		09/20/2023	VARIOUS	246,000	32,691		14,606	38,477	(23,871)			(23,871)		14,606		18,085	18,085	512		
..754730-10-9	RAYMOND JAMES FINANCIAL INC EQUITY		09/20/2023	VARIOUS	330,000	34,913		18,808	35,264	(16,455)			(16,455)		18,808		16,105	16,105	416		
..75513E-10-1	RAYTHEON TECHNOLOGIES CORP EQUITY		09/20/2023	VARIOUS	2,472,000	215,075		182,655	249,474	(66,819)			(66,819)		182,655		32,420	32,420	3,499		
..756109-10-4	REALTY INCOME CORP EQUITY		09/20/2023	VARIOUS	979,000	56,528		66,771	62,088	4,683			4,683		66,771		(10,243)	(10,243)	1,940		
..758849-10-3	REGENCY CENTERS CORP EQUITY		09/20/2023	MERRILL LYNCH PIERCE FENNER & SMITH INC	239,000	14,928		9,178	14,933	(5,755)			(5,755)		9,178		5,751	5,751	466		
..75886F-10-7	REGENERON PHARMACEUTICALS INC EQUITY		09/20/2023	VARIOUS	178,000	137,924		72,793	128,416	(55,624)			(55,624)		72,793		65,132	65,132			
..7591EP-10-0	REGIONS FINANCIAL CORP EQUITY		09/20/2023	VARIOUS	1,789,000	32,706		16,047	38,571	(22,524)			(22,524)		16,047		16,659	16,659	1,073		
..760759-10-0	REPUBLIC SERVICES INC EQUITY		09/20/2023	VARIOUS	372,000	55,655		18,593	47,981	(29,387)			(29,387)		18,593		37,061	37,061	552		
..761152-10-7	RESMED INC EQUITY		09/20/2023	VARIOUS	227,000	40,293		23,725	47,236	(23,511)			(23,511)		23,725		16,568	16,568	256		
..773903-10-9	ROCKWELL AUTOMATION INC EQUITY		09/20/2023	VARIOUS	192,000	60,260		34,698	49,450	(14,752)			(14,752)		34,698		25,562	25,562	557		
..775711-10-4	ROLLINS INC EQUITY		09/20/2023	MERRILL LYNCH PIERCE FENNER & SMITH INC	390,000	15,082		14,336	14,247	90			90		14,336		746	746	152		
..776696-10-6	ROPER TECHNOLOGIES INC EQUITY		09/20/2023	VARIOUS	161,000	79,015		57,913	69,541	(11,628)			(11,628)		57,913		21,102	21,102	330		
..778296-10-3	ROSS STORES INC EQUITY		09/20/2023	VARIOUS	600,000	67,634		48,563	69,618	(21,056)			(21,056)		48,563		19,071	19,071	490		
..78409V-10-4	S&P GLOBAL INC EQUITY		09/20/2023	VARIOUS	586,000	229,598		129,299	196,257	(66,958)			(66,958)		129,299		100,299	100,299	1,293		
..78410G-10-4	SBA COMMUNICATIONS CORP EQUITY		09/20/2023	VARIOUS	169,000	38,637		34,432	47,372	(12,941)			(12,941)		34,432		4,206	4,206	358		
..79466L-30-2	SALESFORCE INC EQUITY		09/20/2023	VARIOUS	1,767,000	384,442		292,187	234,287	57,900			57,900		292,187		92,255	92,255			
..806407-10-2	HENRY SCHEIN INC EQUITY		09/20/2023	MERRILL LYNCH PIERCE FENNER & SMITH INC	201,000	14,967		10,978	16,050	(5,072)			(5,072)		10,978		3,989	3,989			
..806857-10-8	SCHLUMBERGER NV EQUITY		09/20/2023	VARIOUS	2,194,000	127,179		29,597	117,313	(87,716)			(87,716)		29,597		97,582	97,582	1,481		
..808513-10-5	CHARLES SCHWAB CORP/THE EQUITY		09/20/2023	VARIOUS	2,714,000	155,202		82,234	225,941	(143,707)			(143,707)		82,234		72,969	72,969	1,645		
..816851-10-9	SEMPRA EQUITY		09/20/2023	VARIOUS	760,000	73,612		64,171	77,507	(13,336)			(13,336)		64,171		9,441	9,441	1,768		
..81762P-10-2	SERVICENOW INC EQUITY		09/20/2023	VARIOUS	345,000	195,132		105,624	117,342	(31,874)			(31,874)		105,624		89,508	89,508			

E05.19

STATEMENT AS OF SEPTEMBER 30, 2023 OF THE FARMERS INSURANCE EXCHANGE

SCHEDULE D - PART 4

Show All Long-Term Bonds and Stock Sold, Redeemed or Otherwise Disposed of During the Current Quarter

1	2	3	4	5	6	7	8	9	10	Change In Book/Adjusted Carrying Value					16	17	18	19	20	21	22	
										11	12	13	14	15								
CUSIP Identification	Description	Foreign	Disposal Date	Name of Purchaser	Number of Shares of Stock	Consideration	Par Value	Actual Cost	Prior Year Book/ Adjusted Carrying Value	Unrealized Valuation Increase/(Decrease)	Current Year's (Amortization)/ Accretion	Current Year's Other Than Temporary Impairment Recognized	Total Change in Book/ Adjusted Carrying Value (11 + 12 - 13)	Total Foreign Exchange Change in Book /Adjusted Carrying Value	Book/ Adjusted Carrying Value at Disposal Date	Foreign Exchange Gain (Loss) on Disposal	Realized Gain (Loss) on Disposal	Total Gain (Loss) on Disposal	Bond Interest/ Stock Dividends Received During Year	Stated Contractual Maturity Date	NAIC Designation, NAIC Designation Modifier and SVO Administrative Symbol	
..824348-10-6	SHERWIN-WILLIAMS CO/THE EQUITY		09/20/2023	VARIOUS	393.000	102,441		59,584	93,255	(33,671)			(33,671)		59,584		42,857	42,857				
..828806-10-9	SIMON PROPERTY GROUP INC EQUITY		09/20/2023	VARIOUS	519.000	61,581		28,441	60,972	(32,531)			(32,531)		28,441		33,140	33,140				
..83088M-10-2	SKYWORKS SOLUTIONS INC EQUITY		09/20/2023	VARIOUS	309.000	32,096		22,012	28,156	(6,144)			(6,144)		22,012		10,084	10,084				
..831865-20-9	A O SMITH CORP EQUITY		09/20/2023	FENNER & SMITH INC	222.000	14,728		12,443	12,707	(264)			(264)		12,443		2,285	2,285				
..832696-40-5	J M SMUCKER CO/THE EQUITY		09/20/2023	VARIOUS	238.000	32,869		24,190	37,713	(13,524)			(13,524)		24,190		8,679	8,679				
..833034-10-1	SNAP-ON INC EQUITY		09/20/2023	FENNER & SMITH INC	69.000	17,645		11,026	15,764	(4,738)			(4,738)		11,026		6,619	6,619				
..83417M-10-4	SOLAREdge TECHNOLOGIES INC EQUITY		07/11/2023	MORGAN STANLEY & CO INTERNATIONAL PLC	67.000	17,758		19,353	18,973	380			380		19,353		(1,595)	(1,595)				
..842587-10-7	SOUTHERN CO/THE EQUITY		09/20/2023	VARIOUS	1,816.000	128,837		100,291	129,681	(29,390)			(29,390)		100,291		28,547	28,547				
..844741-10-8	SOUTHWEST AIRLINES CO EQUITY		09/20/2023	VARIOUS	972.000	32,617		26,520	32,727	(6,207)			(6,207)		26,520		6,097	6,097				
..854502-10-1	STANLEY BLACK & DECKER INC EQUITY		07/11/2023	MORGAN STANLEY & CO INTERNATIONAL PLC	189.000	18,373		16,215	14,194	2,021			2,021		16,215		2,158	2,158				
..855244-10-9	STARBUCKS CORP EQUITY		09/20/2023	VARIOUS	1,998.000	195,502		159,086	179,894	(38,969)			(38,969)		159,086		36,416	36,416				
..857477-10-3	STATE STREET CORP EQUITY		09/20/2023	VARIOUS	763.000	55,800		57,511	59,171	(1,660)			(1,660)		57,511		(1,711)	(1,711)				
..858119-10-0	STEEL DYNAMICS INC EQUITY		09/20/2023	VARIOUS	328.000	34,032		34,383	32,039	2,344			2,344		34,383		(351)	(351)				
..863667-10-1	STRYKER CORP EQUITY		09/20/2023	VARIOUS	586.000	171,771		116,265	127,348	(28,922)			(28,922)		116,265		55,506	55,506				
..871607-10-7	SYNOPLYS INC EQUITY		09/20/2023	VARIOUS	244.000	108,761		29,545	77,865	(48,320)			(48,320)		29,545		79,215	79,215				
..871658-10-3	SYNCHRONY FINANCIAL EQUITY		09/20/2023	VARIOUS	1,223.000	41,268		27,560	40,188	(12,627)			(12,627)		27,560		13,707	13,707				
..871829-10-7	SYSCO CORP EQUITY		09/20/2023	VARIOUS	810.000	58,555		45,867	61,916	(16,049)			(16,049)		45,867		12,688	12,688				
..872540-10-9	TJX COS INC/THE EQUITY		09/20/2023	VARIOUS	1,969.000	172,041		108,073	156,732	(48,659)			(48,659)		108,073		63,967	63,967				
..872590-10-4	T-MOBILE US INC EQUITY		09/20/2023	VARIOUS	1,307.000	184,350		109,410	182,980	(73,570)			(73,570)		109,410		74,941	74,941				
..874054-10-9	TAKE-TWO INTERACTIVE SOFTWARE INC EQUITY		09/20/2023	VARIOUS	247.000	35,979		23,919	25,723	(1,804)			(1,804)		23,919		12,060	12,060				
..87612E-10-6	TARGET CORP EQUITY		09/20/2023	VARIOUS	737.000	93,655		42,670	109,835	(67,165)			(67,165)		42,670		50,985	50,985				
..87612G-10-1	TARGA RESOURCES CORP EQUITY		09/20/2023	VARIOUS	403.000	32,838		26,541	29,612	(3,072)			(3,072)		26,541		6,297	6,297				
..879360-10-5	TELEDYNE TECHNOLOGIES INC EQUITY		09/20/2023	VARIOUS	79.000	33,002		25,357	31,595	(6,239)			(6,239)		25,357		7,645	7,645				
..879369-10-6	TELEFLEX INC EQUITY		09/20/2023	FENNER & SMITH INC	71.000	14,820		20,319	17,718	2,601			2,601		20,319		(5,499)	(5,499)				
..880770-10-2	TERADYNE INC EQUITY		09/20/2023	VARIOUS	316.000	32,506		24,133	27,603	(3,470)			(3,470)		24,133		8,373	8,373				
..88160R-10-1	TESLA INC EQUITY		09/20/2023	VARIOUS	4,707.000	1,254,131		1,009,739	529,316	368,109			368,109		1,009,739		244,392	244,392				
..882508-10-4	TEXAS INSTRUMENTS INC EQUITY		09/20/2023	VARIOUS	1,525.000	260,916		90,578	251,945	(161,367)			(161,367)		90,578		170,338	170,338				
..883203-10-1	TEXTRON INC EQUITY		09/20/2023	VARIOUS	455.000	33,442		16,137	32,214	(16,077)			(16,077)		16,137		17,305	17,305				
..883556-10-2	THERMO FISHER SCIENTIFIC INC EQUITY		09/20/2023	VARIOUS	679.000	348,259		98,600	373,919	(275,318)			(275,318)		98,600		249,658	249,658				
..88579Y-10-1	3M CO EQUITY		09/20/2023	VARIOUS	975.000	98,092		102,443	116,922	67,858		82,336	(14,478)		102,443		(4,351)	(4,351)				
..892356-10-6	TRACTOR SUPPLY CO EQUITY		09/20/2023	VARIOUS	194.000	41,976		11,641	43,627	(31,985)			(31,985)		11,641		30,334	30,334				
..893641-10-0	TRANSIGM GROUP INC EQUITY		09/20/2023	VARIOUS	82.000	71,629		44,918	42,797	(9,985)			(9,985)		44,918		26,711	26,711				
..89417E-10-9	TRAVELERS COS INC/THE EQUITY		09/20/2023	VARIOUS	422.000	72,082		60,666	79,150	(18,485)			(18,485)		60,666		11,417	11,417				
..896239-10-0	TRIMBLE INC EQUITY		09/20/2023	VARIOUS	618.000	32,587		44,142	31,234	12,908			12,908		44,142		(11,555)	(11,555)				
..898320-10-9	TRUIST FINANCIAL CORP EQUITY		09/20/2023	VARIOUS	2,102.000	64,007		79,321	90,449	(11,128)			(11,128)		79,321		(15,314)	(15,314)				
..902252-10-5	TYLER TECHNOLOGIES INC EQUITY		09/20/2023	VARIOUS	82.000	33,065		27,323	26,434	889			889		27,323		5,742	5,742				
..902494-10-3	TYSON FOODS INC EQUITY		09/20/2023	VARIOUS	620.000	32,486		36,177	38,589	(2,412)			(2,412)		36,177		(3,691)	(3,691)				
..902653-10-4	UDR INC EQUITY		07/11/2023	MORGAN STANLEY & CO INTERNATIONAL PLC	411.000	17,801		18,478	15,918	2,560			2,560		18,478		(676)	(676)				
..902973-30-4	US BANCORP EQUITY		09/20/2023	VARIOUS	2,619.000	90,812		139,665	114,241	25,424			25,424		139,665		(48,852)	(48,852)				
..90384S-30-3	ULTA BEAUTY INC EQUITY		09/20/2023	VARIOUS	95.000	43,101		16,691	44,555	(27,864)			(27,864)		16,691		26,411	26,411				
..907818-10-8	UNION PACIFIC CORP EQUITY		09/20/2023	VARIOUS	1,075.000	225,292		140,687	222,557	(81,870)			(81,870)		140,687		84,604	84,604				
..910047-10-9	UNITED AIRLINES HOLDINGS INC EQUITY		09/20/2023	VARIOUS	646.000	32,339		20,291	24,328	(4,038)			(4,038)		20,291		12,048	12,048				

EO5.20

STATEMENT AS OF SEPTEMBER 30, 2023 OF THE FARMERS INSURANCE EXCHANGE

SCHEDULE D - PART 4

Show All Long-Term Bonds and Stock Sold, Redeemed or Otherwise Disposed of During the Current Quarter

1	2	3	4	5	6	7	8	9	10	Change In Book/Adjusted Carrying Value					16	17	18	19	20	21	22
										11	12	13	14	15							
CUSIP Identification	Description	Foreign	Disposal Date	Name of Purchaser	Number of Shares of Stock	Consideration	Par Value	Actual Cost	Prior Year Book/Adjusted Carrying Value	Unrealized Valuation Increase/(Decrease)	Current Year's (Amortization)/Accretion	Current Year's Other Than Temporary Impairment Recognized	Total Change in Book/Adjusted Carrying Value (11 + 12 - 13)	Total Foreign Exchange Change in Book /Adjusted Carrying Value	Book/Adjusted Carrying Value at Disposal Date	Foreign Exchange Gain (Loss) on Disposal	Realized Gain (Loss) on Disposal	Total Gain (Loss) on Disposal	Bond Interest/Stock Dividends Received During Year	Stated Contractual Maturity Date	NAIC Designation, NAIC Designation Modifier and SVO Administrative Symbol
..911312-10-6	UNITED PARCEL SERVICE INC EQUITY		09/20/2023	VARIOUS	1,217,000	209,446		129,279	211,490	(82,211)			(82,211)		129,279		80,167	80,167	4,881		
..911363-10-9	UNITED RENTALS INC EQUITY		09/20/2023	VARIOUS	131,000	59,406		18,214	46,559	(28,344)			(28,344)		18,214		41,192	41,192	468		
..91324P-10-2	UNITEDHEALTH GROUP INC EQUITY		09/20/2023	VARIOUS	1,629,000	775,725		166,008	842,599	(695,371)			(695,371)		166,008		609,718	609,718	7,079		
..913903-10-0	UNIVERSAL HEALTH SERVICES INC EQUITY		07/11/2023	MORGAN STANLEY & CO INTERNATIONAL PLC	115,000	17,559		13,227	16,200	(2,973)			(2,973)		13,227		4,332	4,332	46		
..918204-10-8	VF CORP EQUITY		09/20/2023	FENNER & SMITH INC	859,000	15,344		21,582	23,700	16,210		18,328	(2,118)		21,582		(6,238)	(6,238)	773		
..91913Y-10-0	VALERO ENERGY CORP EQUITY		09/20/2023	VARIOUS	651,000	83,935		29,464	82,566	(53,102)			(53,102)		29,464		54,471	54,471	1,647		
..92276F-10-0	VENTAS INC EQUITY		09/20/2023	VARIOUS	707,000	32,849		18,898	31,843	(12,945)			(12,945)		18,898		13,951	13,951	954		
..92343E-10-2	VERISIGN INC EQUITY		09/20/2023	VARIOUS	171,000	35,573		33,765	35,127	(1,362)			(1,362)		33,765		1,808	1,808			
..92343V-10-4	VERIZON COMMUNICATIONS INC EQUITY		09/20/2023	VARIOUS	6,973,000	239,400		334,162	274,726	59,426			59,426		334,162		(94,762)	(94,762)	13,850		
..92345Y-10-6	VERISK ANALYTICS INC EQUITY		09/20/2023	VARIOUS	306,000	71,558		43,191	53,936	(10,744)			(10,744)		43,191		28,367	28,367	245		
..92532F-10-0	VERTEX PHARMACEUTICALS INC EQUITY		09/20/2023	VARIOUS	441,000	152,859		81,858	115,436	(47,841)			(47,841)		81,858		71,001	71,001			
..92556H-20-6	VIACOMCBS INC EQUITY		07/11/2023	MORGAN STANLEY & CO INTERNATIONAL PLC	1,082,000	18,202		16,327	18,253	(1,927)			(1,927)		16,327		1,875	1,875	573		
..92556V-10-6	VIATRIS INC EQUITY		07/11/2023	MORGAN STANLEY & CO INTERNATIONAL PLC	1,779,000	18,221		15,157	19,782	(4,625)			(4,625)		15,157		3,064	3,064	427		
..925652-10-9	VICI PROPERTIES INC EQUITY		09/20/2023	VARIOUS	1,615,000	50,474		51,946	41,245	(360)			(360)		51,946		(1,472)	(1,472)	1,623		
..92826C-83-9	VISA INC EQUITY		09/20/2023	VARIOUS	2,838,000	684,323		200,431	589,850	(389,419)			(389,419)		200,431		483,892	483,892	3,141		
..929160-10-9	VULCAN MATERIALS CO EQUITY		09/20/2023	VARIOUS	220,000	47,730		27,746	38,518	(10,772)			(10,772)		27,746		19,984	19,984	234		
..92939U-10-6	WEC ENERGY GROUP INC EQUITY		09/20/2023	VARIOUS	509,000	44,936		39,818	47,724	(7,906)			(7,906)		39,818		5,118	5,118	998		
..929740-10-8	WESTINGHOUSE AIR BRAKE TECHNOLOGI EQUITY		09/20/2023	VARIOUS	316,000	34,542		21,052	31,540	(10,488)			(10,488)		21,052		13,489	13,489	132		
..931142-10-3	WALMART INC EQUITY		09/20/2023	VARIOUS	2,455,000	390,228		266,794	327,110	(84,682)			(84,682)		266,794		123,434	123,434	4,489		
..931427-10-8	WALGREENS BOOTS ALLIANCE INC EQUITY		09/20/2023	VARIOUS	1,260,000	32,651		51,927	47,048	4,878			4,878		51,927		(19,276)	(19,276)	1,532		
..934423-10-4	WARNER BROS DISCOVERY INC EQUITY		09/20/2023	VARIOUS	3,432,000	42,610		39,502	32,535	6,967			6,967		39,502		3,108	3,108			
..94106L-10-9	WASTE MANAGEMENT INC EQUITY		09/20/2023	VARIOUS	685,000	113,605		73,533	107,463	(33,930)			(33,930)		73,533		40,072	40,072	1,165		
..941848-10-3	WATERS CORP EQUITY		09/20/2023	VARIOUS	121,000	32,468		25,839	41,429	(15,590)			(15,590)		25,839		6,629	6,629			
..949746-10-1	WELLS FARGO & CO EQUITY		09/20/2023	VARIOUS	6,905,000	295,527		206,643	285,107	(78,464)			(78,464)		206,643		88,883	88,883	5,288		
..950400-10-4	WELLTOWER INC EQUITY		09/20/2023	VARIOUS	840,000	69,977		64,244	44,167	6,071			6,071		64,244		5,733	5,733	1,005		
..955306-10-5	WEST PHARMACEUTICAL SERVICES INC EQUITY		09/20/2023	VARIOUS	118,000	44,811		24,901	27,770	(2,869)			(2,869)		24,901		19,910	19,910	56		
..958102-10-5	WESTERN DIGITAL CORP EQUITY		09/20/2023	VARIOUS	558,000	25,025		28,529	17,599	10,930			10,930		28,529		(3,504)	(3,504)			
..96145D-10-5	WESTROCK CO EQUITY		09/20/2023	MERRILL LYNCH PIERCE FENNER & SMITH INC	408,000	14,493		14,341	14,341	(3,287)			(3,287)		11,054		3,439	3,439	337		
..962166-10-4	WEYERHAEUSER CO EQUITY		09/20/2023	VARIOUS	1,225,000	40,419		32,839	37,975	(5,136)			(5,136)		32,839		7,579	7,579	1,673		
..963320-10-6	WHIRLPOOL CORP EQUITY		09/20/2023	MERRILL LYNCH PIERCE FENNER & SMITH INC	109,000	14,861		15,132	15,421	(289)			(289)		15,132		(271)	(271)	572		
..969457-10-0	WILLIAMS COS INC/THE EQUITY		09/20/2023	VARIOUS	1,954,000	66,251		28,757	64,267	(35,510)			(35,510)		28,757		37,494	37,494	2,178		
..983134-10-7	WYNN RESORTS LTD EQUITY		07/11/2023	MORGAN STANLEY & CO INTERNATIONAL PLC	167,000	18,078		10,033	13,771	(3,737)			(3,737)		10,033		8,045	8,045	42		
..983898-10-0	XCEL ENERGY INC EQUITY		09/20/2023	VARIOUS	1,054,000	65,114		61,210	59,305	(12,168)			(12,168)		61,210		3,904	3,904	1,509		
..98419M-10-0	XYLEM INC/NY EQUITY		09/20/2023	VARIOUS	393,000	40,893		38,201	4,754	(1,167)			(1,167)		38,201		2,693	2,693	202		
..988498-10-1	YUM! BRANDS INC EQUITY		09/20/2023	VARIOUS	467,000	61,080		48,754	59,781	(11,027)			(11,027)		48,754		12,326	12,326	699		
..989207-10-5	ZEBRA TECHNOLOGIES CORP EQUITY		09/20/2023	VARIOUS	117,000	31,844		29,123	30,000	(877)			(877)		29,123		2,721	2,721			
..98956P-10-2	ZIMMER BIOMET HOLDINGS INC EQUITY		09/20/2023	VARIOUS	318,000	42,007		38,149	40,539	(2,390)			(2,390)		38,149		3,858	3,858	229		
..98978V-10-3	ZIOTIS INC EQUITY		09/20/2023	VARIOUS	792,000	138,940		80,663	116,060	(35,396)			(35,396)		80,663		58,276	58,276	733		
..G0250X-10-7	AMCOR PLC EQUITY	C.....	07/11/2023	MORGAN STANLEY & CO INTERNATIONAL PLC	1,813,000	17,881		19,946	21,593	(1,647)			(1,647)		19,946		(2,065)	(2,065)	444		
..G0403H-10-8	AON PLC EQUITY	C.....	09/20/2023	VARIOUS	375,000	127,660		68,343	112,508	(44,164)			(44,164)		68,343		59,317	59,317	541		

E05.21

STATEMENT AS OF SEPTEMBER 30, 2023 OF THE FARMERS INSURANCE EXCHANGE

SCHEDULE D - PART 4

Show All Long-Term Bonds and Stock Sold, Redeemed or Otherwise Disposed of During the Current Quarter

1	2	3	4	5	6	7	8	9	10	Change In Book/Adjusted Carrying Value					16	17	18	19	20	21	22	
										11	12	13	14	15								
CUSIP Identification	Description	For-foreign	Disposal Date	Name of Purchaser	Number of Shares of Stock	Consideration	Par Value	Actual Cost	Prior Year Book/Adjusted Carrying Value	Unrealized Valuation Increase/(Decrease)	Current Year's (Amortization)/Accretion	Current Year's Other Than Temporary Impairment Recognized	Total Change in Book/Adjusted Carrying Value (11 + 12 - 13)	Total Foreign Exchange Change in Book /Adjusted Carrying Value	Book/Adjusted Carrying Value at Disposal Date	Foreign Exchange Gain (Loss) on Disposal	Realized Gain (Loss) on Disposal	Total Gain (Loss) on Disposal	Bond Interest/Stock Dividends Received During Year	Stated Contractual Maturity Date	NAIC Designation, NAIC Designation Modifier and SVO Administrative Symbol	
..60450A-10-5	ARCH CAPITAL GROUP LTD EQUITY	C.....	09/20/2023	VARIOUS	551,000	43,366		31,687	34,586	(2,900)			(2,900)		31,687		11,680	11,680				
..G1151C-10-1	ACCENTURE PLC EQUITY	C.....	09/20/2023	VARIOUS	1,084,000	339,223		102,277	269,991	(185,714)			(185,714)		102,277		236,946	236,946	2,901			
..G16962-10-5	BUNGE LTD EQUITY	C.....	09/20/2023	VARIOUS	305,000	32,514		31,911							31,911		602	602	277			
..G29183-10-3	EATON CORP PLC EQUITY	C.....	09/20/2023	VARIOUS	643,000	134,043		47,169	100,938	(53,769)			(53,769)		47,169		86,874	86,874	1,367			
..G3223R-10-8	EVEREST GROUP LTD EQUITY	C.....	09/20/2023	MERRILL LYNCH PIERCE FENNER & SMITH INC	39,000	15,287		9,185	12,914	(3,729)			(3,729)		9,185		6,102	6,102	197			
..G491BT-10-8	INVESCO LTD EQUITY	C.....	07/11/2023	MORGAN STANLEY & CO INTERNATIONAL PLC	1,006,000	17,658		9,134	18,088	(8,953)			(8,953)		9,134		8,523	8,523	390			
..G51502-10-5	JOHNSON CONTROLS INTERNATIONAL PL EQUITY	C.....	09/20/2023	VARIOUS	1,211,000	76,362		45,422	77,504	(32,082)			(32,082)		45,422		30,940	30,940	1,308			
..G54950-10-3	LINDE PLC EQUITY	C.....	09/20/2023	VARIOUS	868,000	323,104		153,199		(129,925)			(129,925)		153,199		169,905	169,905	2,713			
..G5960L-10-3	MEDTRONIC PLC EQUITY	C.....	09/20/2023	VARIOUS	2,266,000	191,808		201,260	176,114	25,147			25,147		201,260		(9,453)	(9,453)	4,645			
..G6095L-10-9	APTIV PLC EQUITY	C.....	09/20/2023	VARIOUS	383,000	40,839		32,826	35,657	(2,831)			(2,831)		32,826		8,013	8,013				
..G66721-10-4	NORWEGIAN CRUISE LINE HOLDINGS LT EQUITY	C.....	09/20/2023	MERRILL LYNCH PIERCE FENNER & SMITH INC	869,000	14,914		9,516	10,637	(1,121)			(1,121)		9,516		5,399	5,399				
..G7997R-10-3	SEAGATE TECHNOLOGY HOLDINGS PLC EQUITY	C.....	07/11/2023	MORGAN STANLEY & CO INTERNATIONAL PLC	290,000	17,705		13,888	15,254	(1,366)			(1,366)		13,888		3,817	3,817	609			
..G7900T-10-4	PENTAIR PLC EQUITY	C.....	09/20/2023	FENNER & SMITH INC	261,000	17,255		11,338	11,735	(397)			(397)		11,338		5,917	5,917	172			
..G8473T-10-0	STERIS PLC EQUITY	C.....	09/20/2023	VARIOUS	162,000	36,384		24,274	29,917	(5,642)			(5,642)		24,274		12,110	12,110	192			
..G8994E-10-3	TRANE TECHNOLOGIES PLC EQUITY	C.....	09/20/2023	VARIOUS	414,000	81,502		39,342	69,589	(30,247)			(30,247)		39,342		42,160	42,160	746			
..G96629-10-3	WILLIS TOWERS WATSON PLC EQUITY	C.....	09/20/2023	VARIOUS	203,000	45,913		32,175	49,648	(17,473)			(17,473)		32,175		13,738	13,738	508			
..H1467J-10-4	CHUBB LTD EQUITY	C.....	09/20/2023	VARIOUS	725,000	146,569		105,275	159,986	(54,710)			(54,710)		105,275		41,294	41,294	1,827			
..H2906T-10-9	GARMIN LTD EQUITY	C.....	09/20/2023	VARIOUS	304,000	32,513		15,306	28,056	(12,751)			(12,751)		15,306		17,207	17,207	545			
..H84989-10-4	TE CONNECTIVITY LTD EQUITY	C.....	09/20/2023	VARIOUS	537,000	71,970		51,368	61,637	(10,269)			(10,269)		51,368		20,602	20,602	762			
..N53745-10-0	LYONDELLBASELL INDUSTRIES NV EQUITY	C.....	09/20/2023	VARIOUS	426,000	40,155		21,087	35,384	(14,297)			(14,297)		21,087		19,068	19,068	1,291			
..N6596X-10-9	NXP SEMICONDUCTORS NV EQUITY	C.....	09/20/2023	VARIOUS	439,000	89,133		88,696	69,375	19,320			19,320		88,696		438	438	1,072			
..V7780T-10-3	ROYAL CARIBBEAN CRUISES LTD EQUITY	C.....	09/20/2023	VARIOUS	405,000	40,224		13,025	20,015	(6,990)			(6,990)		13,025		27,199	27,199				
5019999999. Subtotal - Common Stocks - Industrial and Miscellaneous (Unaffiliated) Publicly Traded						64,509,864	XXX	36,711,624	54,118,235	(19,513,047)		164,017	(19,677,064)		36,711,624		27,798,232	27,798,232	651,140	XXX	XXX	
..464287-20-0	ISHARES CORE S&P 500 ETF FUND	C.....	09/25/2023	VARIOUS	4,020,000	1,787,013		1,662,790	679,910	23,248			23,248		1,662,790		124,223	124,223	8,030	XXX	XXX	
5819999999. Subtotal - Common Stocks - Exchange Traded Funds						1,787,013	XXX	1,662,790	679,910	23,248			23,248		1,662,790		124,223	124,223	8,030	XXX	XXX	
5989999997. Total - Common Stocks - Part 4						66,296,877	XXX	38,374,414	54,798,145	(19,489,799)		164,017	(19,653,816)		38,374,414		27,922,455	27,922,455	659,170	XXX	XXX	
5989999998. Total - Common Stocks - Part 5						XXX	XXX	XXX	XXX	XXX	XXX	XXX	XXX	XXX	XXX	XXX	XXX	XXX	XXX	XXX	XXX	XXX
5989999999. Total - Common Stocks						66,296,877	XXX	38,374,414	54,798,145	(19,489,799)		164,017	(19,653,816)		38,374,414		27,922,455	27,922,455	659,170	XXX	XXX	
5999999999. Total - Preferred and Common Stocks						66,296,877	XXX	38,374,414	54,798,145	(19,489,799)		164,017	(19,653,816)		38,374,414		27,922,455	27,922,455	659,170	XXX	XXX	
6009999999 - Totals						433,030,289	XXX	403,125,397	362,256,198	(19,452,340)		310,814	165,456	(19,306,982)		404,864,262		28,166,029	28,166,029	6,996,517	XXX	XXX

EO5.22

Schedule DB - Part A - Section 1 - Options, Caps, Floors, Collars, Swaps and Forwards Open

N O N E

Schedule DB - Part B - Section 1 - Futures Contracts Open

N O N E

Schedule DB - Part B - Section 1B - Brokers with whom cash deposits have been made

N O N E

Schedule DB - Part D - Section 1 - Counterparty Exposure for Derivative Instruments Open

N O N E

Schedule DB - Part D-Section 2 - Collateral for Derivative Instruments Open - Pledged By

N O N E

Schedule DB - Part D-Section 2 - Collateral for Derivative Instruments Open - Pledged To

N O N E

Schedule DB - Part E - Derivatives Hedging Variable Annuity Guarantees

N O N E

Schedule DL - Part 1 - Reinvested Collateral Assets Owned

N O N E

Schedule DL - Part 2 - Reinvested Collateral Assets Owned

N O N E

STATEMENT AS OF SEPTEMBER 30, 2023 OF THE FARMERS INSURANCE EXCHANGE

SCHEDULE E - PART 1 - CASH

Month End Depository Balances

1 Depository	2 Code	3 Rate of Interest	4 Amount of Interest Received During Current Quarter	5 Amount of Interest Accrued at Current Statement Date	Book Balance at End of Each Month During Current Quarter			9 *
					6 First Month	7 Second Month	8 Third Month	
Bancorp Bank					111,474	138,964	70,966	.XXX.
Bank of America					26,852,345	(78,827,885)	13,999,363	.XXX.
Bank of Oklahoma					(17,772,633)	2,808,059	(6,516,790)	.XXX.
Bank of West					(4,171)	(13,523)	258,619	.XXX.
BB&T Bank					118,778	118,778	118,778	.XXX.
Citibank					74,840,815	84,405,422	87,284,533	.XXX.
Comerica Bank					6,426	7,978	5,791	.XXX.
Commerce Bank					(3,707)	(1,808)	30,105	.XXX.
Fifth Third Bank					(63,842)	(95,361)	(49,477)	.XXX.
Huntington Bank					(806)	1,034	466	.XXX.
JP Morgan Chase Bank					156,204,241	199,575,054	100,529,193	.XXX.
Key Bank					335,067	250,308	233,870	.XXX.
M&T Bank					52,084	48,762	48,371	.XXX.
Old Second National Bank of Aurora					(28,053)	(24,104)	(35,405)	.XXX.
PNC Bank					141,507	146,192	148,161	.XXX.
ProAmerica Bank					45,494	37,448	44,947	.XXX.
Regions Financial Corporation								
Birmingham, Alabama					276,736	263,818	343,406	.XXX.
UMB Bank	SD				3,206,000	3,206,000	3,206,000	.XXX.
Union Bank					159,687	109,687	109,687	.XXX.
U.S. Bank					84,194	107,215	271,507	.XXX.
Wells Fargo Bank					(11,289,599)	(9,456,183)	(7,619,401)	.XXX.
FHLBank San Francisco					1,971,921	2,270,137	2,279,831	.XXX.
Avenulnsights	SD				180,000	180,000	180,000	.XXX.
US Bank	SD				20,136,000	18,225,000	9,850,000	.XXX.
JP Morgan	SD				3,355,000	3,355,000	100,000	.XXX.
State Street	SD				100,000	100,000	100,000	.XXX.
0199998. Deposits in ... depositories that do not exceed the allowable limit in any one depository (See instructions) - Open Depositories	XXX	XXX						XXX
0199999. Totals - Open Depositories	XXX	XXX			259,014,958	226,935,989	204,992,523	XXX
0299998. Deposits in ... depositories that do not exceed the allowable limit in any one depository (See instructions) - Suspended Depositories	XXX	XXX						XXX
0299999. Totals - Suspended Depositories	XXX	XXX						XXX
0399999. Total Cash on Deposit	XXX	XXX			259,014,958	226,935,989	204,992,523	XXX
0499999. Cash in Company's Office	XXX	XXX	XXX	XXX				XXX
0599999. Total - Cash	XXX	XXX			259,014,958	226,935,989	204,992,523	XXX



SUPPLEMENT FOR THE QUARTER ENDING SEPTEMBER 30, 2023 OF THE FARMERS INSURANCE EXCHANGE

DIRECTOR AND OFFICER INSURANCE COVERAGE SUPPLEMENT

Year To Date For The Period Ended SEPTEMBER 30, 2023

NAIC Group Code 0069

NAIC Company Code 21652

Company Name FARMERS INSURANCE EXCHANGE

If the reporting entity writes any director and officer (D&O) business, please provide the following:

1. Monoline Policies

1 Direct Written Premium	2 Direct Earned Premium	3 Direct Losses Incurred
\$	\$	\$

2. Commercial Multiple Peril (CMP) Packaged Policies

- 2.1 Does the reporting entity provide D&O liability coverage as part of a CMP packaged policy? Yes [X] No []
- 2.2 Can the direct premium earned for D&O liability coverage provided as part of a CMP packaged policy be quantified or estimated? Yes [X] No []
- 2.3 If the answer to question 2.2 is yes, provide the quantified or estimated direct premium earned amount for D&O liability coverage in CMP packaged policies
 - 2.31 Amount quantified:.....\$3,002,387
 - 2.32 Amount estimated using reasonable assumptions:.....\$
- 2.4 If the answer to question 2.1 is yes, provide direct losses incurred (losses paid plus change in case reserves) for the D&O liability coverage provided in CMP packaged policies.\$912,240